

NATURAL

Price Guide - May 2024



Product Map

Thank you for choosing BRC

Established in 1979 and incorporated in 1983, BRC Group has grown into a leader in the research, development and manufacturing of high quality ergonomic office furniture. BRC is a Canadian-owned private company with modern manufacturing facilities in Georgetown, Ontario, Canada.

BRC is a forerunner in blending environmental initiatives with the manufacturing of renewable and recyclable products. BRC uses materials and manufacturing processes which virtually eliminate Volatile Organic Chemical (VOC) emissions in the office environment. Raw materials are responsibly sourced, assuring that only the best and most sustainable components are converted to finished goods. BRC is committed to developing and offering the best-value products for the middle and higher end markets.

From OEM solutions to obscure designer requests to simply striving to be better, BRC provides creative and innovative customized solutions to complement any environment and use. Flexible manufacturing offers the ability for BRC to respond to client's special needs in addition to having standard catalogue solutions. A wide collection of textiles and laminate finishes allows companies and individuals to express their brand and culture through a unique signature look.

All furniture is designed and manufactured to meet or exceed ANSI-BIFMA standards. Standard construction uses a combination of 3/4" and 1" material with optional LPL & HPL tops and metal to metal commercial grade connections for solid enduring assembly. The newest edge banding technology, in which the edge tape is melted directly to the edge of the board, enables BRC to manufacture products with virtually invisible glue lines.

The BRC Team works hard to earn and keep your business - our success depends on it. If you have any questions or inquires, please contact us at info@brc.group or toll free at 1-877-260-4309.

We appreciate your business and look forward to hearing from you.

Warranty, Terms & Conditions

BRC is pleased to offer one of the most competitive warranties in the industry. All furniture products carry a 12 year limited structural warranty. BRC furniture panel and table electrical cabling carry a 3 year limited warranty. All moving user adjustable components carry a 5 year limited structural warranty. All other electrical or electronic elements of BRC furniture carry a 1 year limited warranty.

For full warranty details, terms and conditions, please visit www.brc.group/warranty

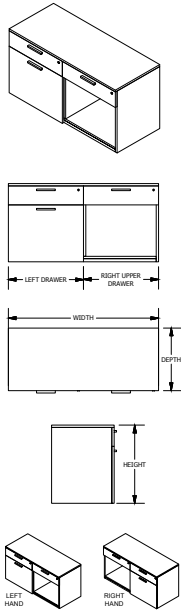
Shipping Rates & Policies

Shipping costs are calculated based on net order value and destination. In many cases, the freight cost may be included in your order. For detailed information, visit our website at www.brc.group/freight



Guidance & Ordering

PRODUCT NAME & DESCRIPTION: Low Credenza Lateral Box File & Box Open, Full Front
 NOMINAL OR ACTUAL SIZE IN INCHES: NCDAZ
 ALL PRICES IN LIST
 PRODUCT CODE



OVERALL SIZE			LAMINATE	
WIDTH	DEPTH	HEIGHT	PRICE M1	PRICE H1
60"	20"	22.25"	1,393	1,594
66"	20"	22.25"	1,432	1,639
72"	20"	22.25"	1,471	1,683
60"	24"	22.25"	1,432	1,639
66"	24"	22.25"	1,471	1,683
72"	24"	22.25"	1,510	1,728
60"	30"	22.25"	1,471	1,639
66"	30"	22.25"	1,510	1,683
72"	30"	22.25"	1,549	1,728

LAMINATE OPTIONS (ACTUAL THICKNESS in/mm):
 M1 - 1" THICK LPL (1.016"/25.8mm)
 H1 - 1" THICK HPL (1.063"/27.0mm)

STORAGE SIZE OPTIONS		
OVERALL WIDTH	FILE DRAWER	FILE DRAWER
60"	24", 30", 36"	24", 30", 36"
66"	24", 30", 36", 42"	24", 30", 36", 42"
72"	30", 36", 72"	30", 36", 42"

ORDER CODE SAMPLE									
ITEM	WIDTH	DEPTH	HEIGHT	LEFT	RIGHT	LAMINATE	HAND	LOCK	OPTION
NCDAZ	W72	D24	H22.25	L36	R36	M1	L	LBB	CW

Features & Specifications

- 3/4" Thick LPL case construction with one inch of leveling
- File hanging bars and lock(s) included
- Laminate codes - M1: 1" LPL, H1: 1" HPL (top only)
- Specify handedness left 'L' or right 'R' when ordering

No Charge Options

- All standard laminate finishes available
- Specify lock option: BRC standard black 'LBB', silver 'LBS'

Optional Extra

- High pressure drawer fronts add code 'HF' and add \$207
- Counterweight add code 'CW' and add \$101

SPECIAL NOTES

- This storage product must be secured or ganged to an additional support structure (eg: wall, adjacent cabinet).

1
2
3
4
5
6
7
8
9
10
11
12
13
14
15
16
17
18
19
20
21
22
23
24
25
26
27
28
29
30
31
32
33
34
35
36
37
38
39
40
41
42
43
44
45
46
47
48
49
50

HYPERLINK TO OTHER ITEMS WITHIN DOCUMENT

AVAILABLE STORAGE SIZES

USE THIS EXAMPLE AS A GUIDE TO ORDER. ENTER OPTION AS REQUIRED.

DESCRIPTION OF FEATURES AND INCLUDED ITEMS

OPTIONS AND FEATURES AVAILABLE AT NO EXTRA CHARGE

OPTIONS OR FEATURES AVAILABLE BUT AT ADDITIONAL CHARGE. ADD CODE WHERE APPLICABLE, AND ADDITIONAL PRICE TO TOTAL

PRODUCT	SIZE		LAMINATE OPTION	HANDED OPTION	LOCK OPTION	ADDITIONAL OPTIONS
NCDAZ	W72	D24	H22.25	L36	R36	M1 L LBB CW

DARKER GREY BOXES CONTAIN CODE DESCRIPTIONS

WHITE BOXES INDICATE EXTRA OPTIONS NOT MANDATORY FOR ORDERING. FOR DEFAULT OR NO OPTIONS, LEAVE BLANK

LIGHT GREY BOXES INDICATE MANDATORY SELECTION FOR ORDERING

ITALICS INDICATE PRODUCT OPTIONS

PURCHASE ORDER LINE ITEM FOR ABOVE: **NCDAZ W72 D24 H22.25 L36 R36 M1 L LBB CW**

Technical Specifications

General Construction

All BRC products have been designed using best practices based on ANSI/BIFMA standards. On products that contain box or file drawers, BRC advises full loading of the bottom drawer before loading any top drawer(s). Always load heavy files in the bottom drawer to prevent tipping. Pedestals, credenzas, storage units and hutches are shipped fully assembled. The following are general construction principles used on the Natural series product line:

- Standard casegoods construction is $\frac{3}{4}$ " thick low pressure laminate (LPL).
- Box drawer handles are placed in the center of the drawer face.
- Door and drawer fronts may be available in $\frac{3}{4}$ " high pressure laminate finishes. Most low pressure laminate finishes can be matched to high pressure laminate. Contact your BRC representative for a quote.
- Low pressure laminate (LPL) panels are finished both sides.
- Products are manufactured with matching $\frac{3}{32}$ " (2mm), thermo-applied flat edging.
- Most parts are manufactured in a way that allows for replacement in the field.
- One pencil tray is included in every product with a box drawer.
- Box drawers have 100 lb. rated, steel ball bearing sliders with full extension. Lateral file drawers have 150lb rated sliders with 1" over travel.
- Storage units with two or more lateral file drawers have a standard inter-lock mechanism when ordered as stand-alone cabinetry. Interlock mechanisms assist with anti-tipping of a storage unit but do not provide 100% tip-free functionality.
- Counterweights are sold separately where applicable.
- A counterweight is required when specified in a freestanding application. Contact BRC for specific application details.
- Lateral file drawers accommodate letter and legal size files front to back or side to side.
- Product heights listed at 29" are typical heights with 1" top 'M1' or 'H1'.
- Hinged single or double door option is determined by size. Widths of 21" or less are single, hinged doors wider than 21" are double.
- Modesty panels are inset by 6" from the edge where 'Recessed Modesty' is specified.
- Modesty panels are available in full height, half height (12") and one quarter height (7").
- Grommets if required must be specified on all tables when ordering (GL, GC, GR). Multiple grommets can be specified on one table.
- All half gables include grommet pass through holes as standard. Gables are constructed of 1" thick LPL as standard.
- All products in the Natural Series use glass classified as 'clear glass'. Low iron or 'optically clear glass' may be available for an upcharge. Contact BRC sales for more details and pricing.

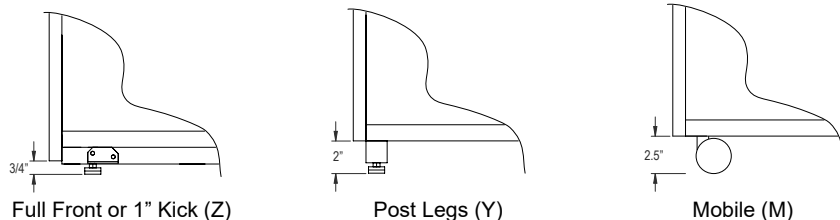
Locks

BRC offers lock options in two finishes (black or silver). All BRC locks will be factory installed at no extra charge. They will be randomly keyed with cores installed unless the customer specifies a keyed alike option. All orders requiring keyed alike cores must be noted at the time of order, and the specific requirements clearly detailed on the order. There is no upcharge for keyed alike cores, however, they will not be installed in the lock barrels to facilitate easy key co-ordination in the field. BRC offers housing and core finishes in black and chrome with matching rosette.

Note: If key alike core numbers are specified, key numbers from 500-509 and 551-700 may be selected. Quantities of each key number must be specified on the order. Upon request, BRC will provide a lock summary to assist with this process.

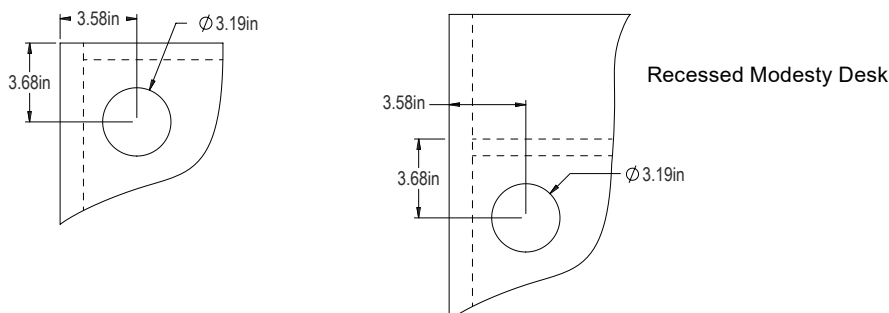
Cabinet Base Detail

Most storage items are available with four standard base styles and where applicable, the last letter of the product code indicates which base style:



Grommet Location

Grommets are optional in Natural Series. When specified, grommets are located 3.58" from the side and 3.68" from the back. On recessed modesty applications, the grommet is located on the users side of the modesty as shown below.



Frequently Used Codes & Terms

Laminates

Most laminates are available in matching low pressure (LPL) and high pressure (HPL) finishes in 1.00" thick material. Consult BRC's current finish line up for specific details on availability at www.brc.group/materials. When specifying laminate top finish codes, the code applies to the worksurface or top of product only. These codes are:

M3 - Indicates 0.75" thick LPL laminate

M1 - Indicates 1.00" thick LPL laminate

H1 - Indicates 1.00" thick HPL (actual thickness is 1.063")

Certain products are available with high pressure (HPL) door or drawer fronts and provide additional durability. This option is at extra cost and is designated by the code:

HF - Indicates 1.00" thick LPL laminate

Modesty Panels

Modesty panels are available in four sizes depending on the product. Consult each individual product page for availability. Product order codes for modesty panels are:

QM - Quarter (7" high) modesty panel (additional charges may apply)

TM - Half (12" high) modesty panel

SM - Three quarter (20" high) modesty panel

FM - Full modesty panel (full height of product)

Grommets

Grommets are available on all desks and tables at additional cost. Grommet holes will be cut and a 3" (nominal) plastic grommet provided when specified in the order code. Multiple grommets can be specified in one table if required. Plastic grommets are also available separately and can be field installed. If grommets are required at time of order, the following codes should be added:

GL - Grommet installed on left hand user side, 91mm/3.58" from left edge and 93.5mm/3.68" from back edge

GC - Grommet installed in the center, 93.5mm/3.68" from back edge

GR - Grommet installed on right hand user side, 91mm/3.58" from right edge and 93.5mm/3.68" from back edge

Locks

Locks are available for most closed drawer and door applications. Consult each individual product page for availability. In Natural Series, two lock finish options are offered, black or silver. The codes used for these options are:

LBB - Standard BRC CL lock and core in black finish

LBS - Standard BRC CL lock and core in silver finish

LBB-P - Standard BRC CL push lock and core in black finish

LBS-P - Standard BRC CL push lock and core in silver finish

File drawers

BRC uses common industry abbreviations to denote file drawers. The codes used for these are:

PBBF - Pencil box box file drawers

BBF - Box box file drawers

FF - File file drawers

Other Codes

Other codes used throughout this price guide are:

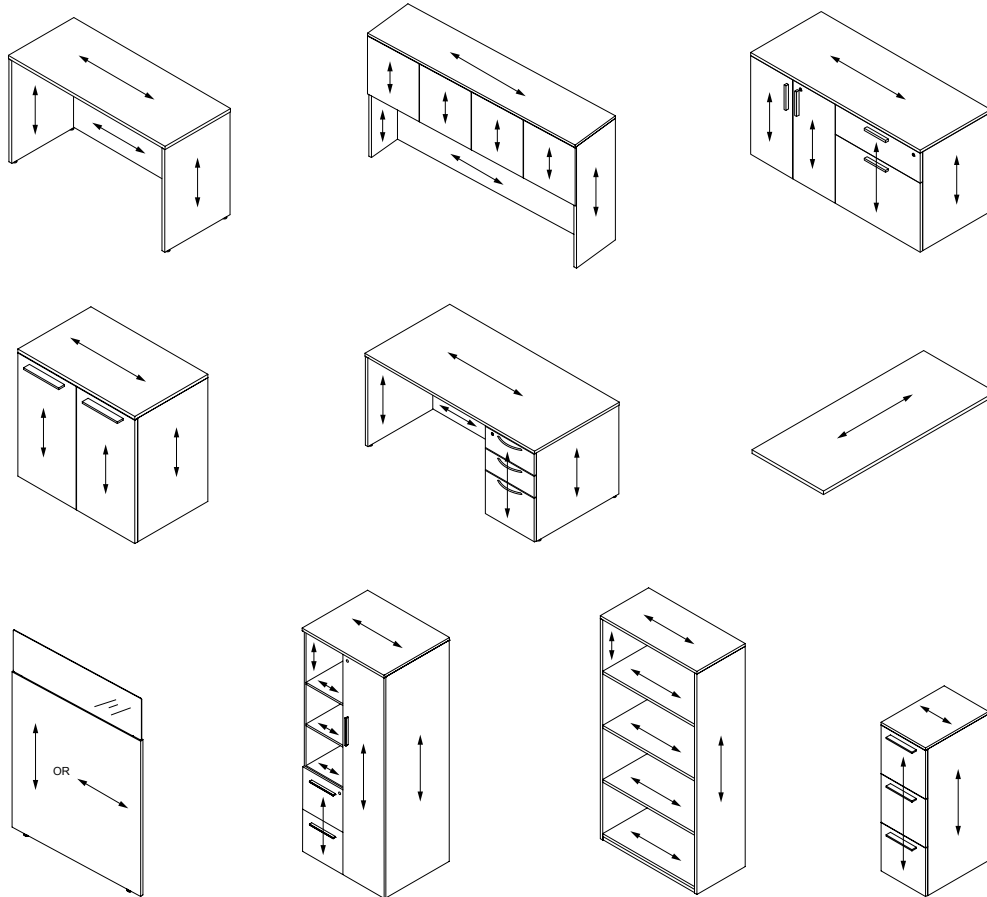
CW - Indicates counterweight option. Additional charges apply where applicable

CW2 - Indicates two counterweight option. Additional charges apply where applicable

Woodgrain Laminate Direction

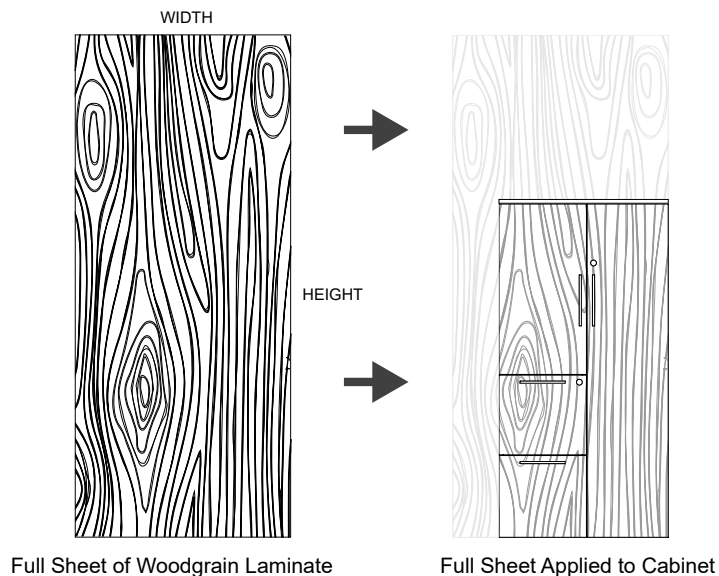
The following information can be used to identify woodgrain direction on various standard furniture items. In general, the direction can be limited by the size of the laminate sheet. Custom sizes follow the standard but due to size limitations, the woodgrain direction may change. Check with BRC to confirm woodgrain direction on your custom product before order.

Woodgrain Direction Typical Examples



Woodgrain Pattern Typical Lay Up

On cabinets with multiple drawers and doors, the entire sheet of woodgrain laminate is cut and applied in such a way that the grains will align (see image at right). If the width of the raw sheet exceeds the width of the cabinet, every effort is made to coordinate the additional sheets so that the grain patterns will be similar.

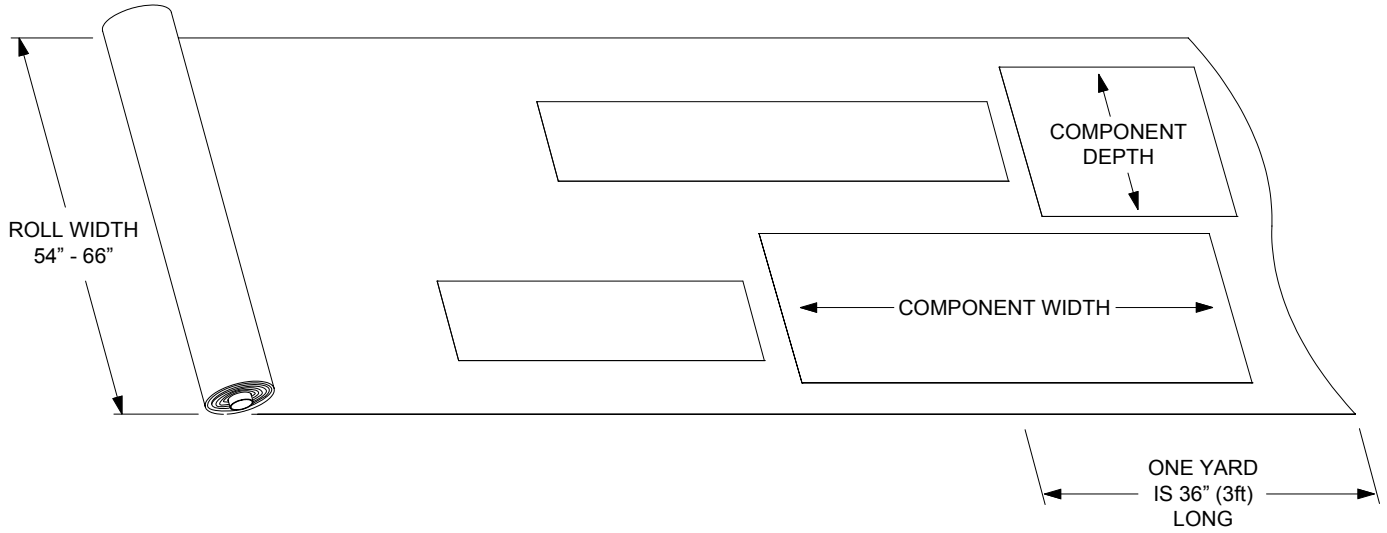


Fabric Specifications

The following information details the way fabric is applied and COM yardage requirements.

Standard BRC Fabric

BRC offers non directional fabric as standard. The fabric is cut in either direction to acheive the best yield. Customer's Own Material is considered a grade 0 fabric, BRC offers three additional grades as detailed below.



Customer's Own Material (COM) Fabric - Grade 0

Due to the variation in textile patterns, roll sizes and fabric types, BRC handles each COM on a per order basis. This ensures that the minimum amount of fabric is ordered, and in turn the minimum amount of waste from offcuts is generated. Please use the chart below as a rough guide to calculate approximate use on non-directional fabrics:

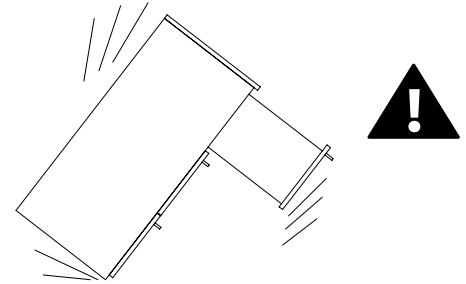
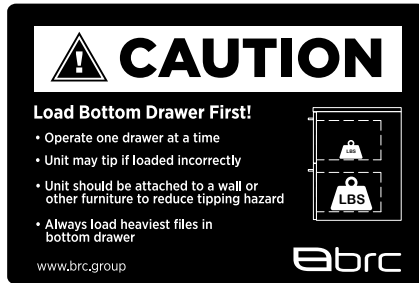
FABRIC USE PER YARD	
CUSHION SIZE W x D (1" & 2" THICK)	NUMBER OF YARDS REQUIRED
15.75" x 18", 20", 22", 24"	1 YARD
30" x 18"	1.25 YARDS
36" x 18.75"	1.5 YARDS
42" x 20"	1.5 YARDS
TACKBOARD WIDTH (48" HEIGHT & BELOW)	NUMBER OF YARDS REQUIRED
24", 30", 36", 42", 48"	1 YARD
54", 60"	1.25 YARDS
66", 72"	1.5 YARDS
78", 84", 96"	2 YARDS

File Drawers

Load Considerations

Filing drawers can be one of the most convenient storage items in the office environment. Careful consideration must be paid to how the drawers are loaded, how much load and when to secure the cabinet to an additional support structure. File drawers must always be loaded from the bottom first. This puts the center of gravity lower and reduces the tipping hazard. Depending on application, cabinets should be secured to adjacent cabinets, a wall or another support structure for additional assurance. All drawer cabinets can be susceptible to tipping so careful planning is essential for prevention. Contact your BRC representative for more information.

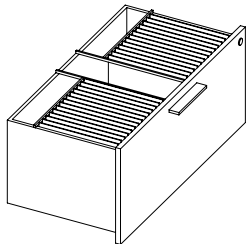
Look for this warning label placed inside all file drawers manufactured by BRC



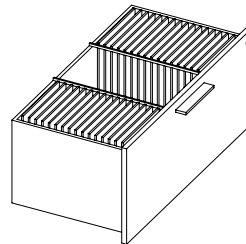
Capacity & Filing Options

BRC File drawers can accommodate letter and legal hanging file folders. Standard size file drawers in 30", 36" & 42" widths include two side to side hanging bars and two front to back hanging bars (24" wide drawers include only one of each). The side to side hanging bar can be positioned to fit letter and legal files. The front to back hanging bars can be positioned to accommodate two rows front to back of letter and legal depending on drawer width. Pedestal file drawers include one side to side hanging bar that can be positioned to accommodate letter and legal side to side. Pedestal file drawers can accommodate letter only front to back.

STANDARD SIZE FILE DRAWER CAPACITY			
NOMINAL WIDTH	INTERIOR WIDTH	INTERIOR DEPTH	MAXIMUM LOAD (LBS)*
24"	20.4"	15.14"	55
30"	26.4"	15.14"	72
36"	32.4"	15.14"	90

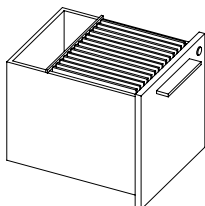


FILE RAILS ACCOMMODATE LEGAL SIDE TO SIDE; FILE BARS CAN BE USED TO ACCOMMODATE LETTER SIDE TO SIDE

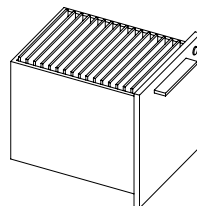


FRONT TO BACK BARS POSITIONED TO ACCOMMODATE LETTER OR LEGAL

PEDESTAL FILE DRAWER CAPACITY			
NOMINAL WIDTH	INTERIOR WIDTH	INTERIOR DEPTH	MAXIMUM LOAD (LBS)*
15.75"	12.18"	15.14"	33



FILE RAILS ACCOMMODATE LEGAL SIDE TO SIDE; FILE BAR CAN BE USED TO ACCOMMODATE LETTER SIDE TO SIDE



FRONT TO BACK ACCOMMODATES LETTER ONLY

*Loads are expressed as weight rating for filing, not bottom loading

Counterweights

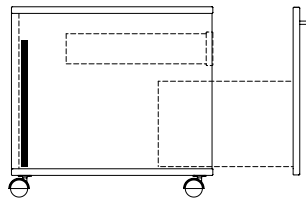
Product Safety

All of BRC's storage products that contain box drawers and file drawers include full extension drawer slides. This presents a unique challenge as the further a drawer is extended, the further away the center of gravity is from the main body of the product. Depending on the load, the storage product may tip over. There are several ways to prevent this from happening and BRC recommends the following solutions be considered depending on the installation. For more information on your specific layout, contact your BRC representative for advice.

Counterweights

Counterweights are designed to help balance a load in a drawer or several drawers. Depending on the size of the storage product and the load it intends to carry, a counterweight may be the best option. For smaller cabinets, freestanding or mobile, BRC recommends using a counterweight to prevent the product from tipping over. Some of BRC's mobile storage options already include a 5th wheel caster in the front of the drawer which prevents tip over. In this case, the counterweight will not be listed as an option on the individual product page.

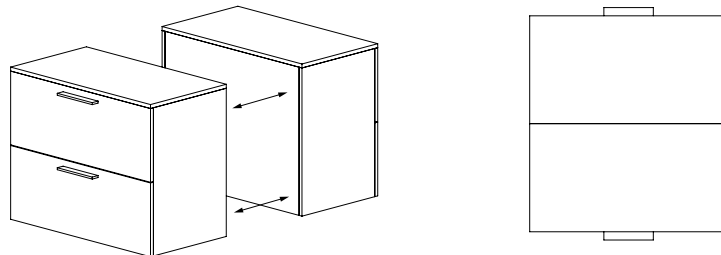
Counterweight located
in back of cabinet (shown)
or underneath cabinet



Ganging

When cabinets are installed in a long run or back to back, ganging them together may be the most cost effective solution. When installing, the drawers can be removed to gain access to the inside back or side gable of the product. After leveling the cabinet layout, by simply using self tapping wood screws with or without pilot holes, items can be ganged together.

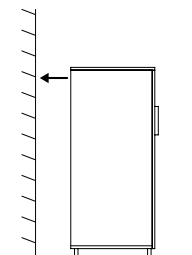
Ganging cabinets back to back
or side to side provides a cost
effective solution



Wall Mounting

Where applicable, wall mounting can provide a cost effective solution to using a counterweight and provide greater tip over protection. For taller cabinets, bookcases and lockers BRC recommends wall mounting to provide a secure and safe environment. Ensure the wall structure contains wood studs or a wood backing. Attaching to metal studs alone is not recommended. Remove the drawers to gain access to the inside back or side gable of the product. After leveling the cabinet, simply use self tapping wood screws with or without pilot holes and secure the cabinet to the wall. Replace the drawers to complete installation.

Wall mounting all tall storage
cabinets, bookcases and lockers
is recommended




Wall Mounted Products

Wall mounted items require special consideration before installation. Any product attached to the wall, especially overhead mounted items, must be anchored and secured to the wall to ensure safety and stability. BRC provides the following guidelines & warnings when using wall mounted products:

- This product must be anchored to wall to ensure stability & safety.
- It is the owner and installers responsibility to ensure that the wall type and construction is of sufficient strength to carry the loads of any wall mounted products and their contents.
- Failure of the wall and anchors to support all imposed loads may result in property damage or personal injury.
- BRC can provide size and empty weight of its products only. As wall blocking is considered a building construction process, BRC cannot provide recommendations in this respect and cannot be responsible for damage or injury that may occur as a result of improper installation and/or blocking.

Look for this warning label on all wall mounted BRC products



Mobile Product Instability

Mobile items on casters such as flip top, personal and movable tables of any type and storage items of any type may present an instability hazard if not secured correctly while in use or in storage. Flip top tables or training tables of any type, are inherently more unstable when folded. BRC provides the following guidelines & warnings when using mobile products:

- Lock casters immediately after moving. Do not leave the casters unlocked when in use or in storage.
- Motion may increase the instability of any item with casters. If the wheels hit an obstruction the table's forward momentum often causes overturn, especially if the item is not equipped with wheel extensions. Exercise strong caution while moving these items.
- Use caution when abrupt level changes in the floor are present (such as a doorway or room threshold) as caster failure or tipping may result.
- Do not stand, sit or lean on mobile items for support. They are not intended for this use and personal injury or property damage may result.
- Mobile units that feature height adjustable elements must be lowered to the minimum compressed height when moving to prevent instability. It is also recommended the user remove all computer equipment or other accessories to prevent possible weight imbalance or damage to equipment.
- Failure to follow the guidelines above may result in property damage or personal injury.

Look for this warning label on all mobile BRC products



Cleaning & Maintenance

BEST PRACTICES

To keep your furniture products looking their best, BRC recommends the following general care and maintenance:

Low Pressure (LPL) LAMINATES Cleaning:

Dust laminated surfaces off prior to cleaning. Wet a damp cloth with water, a mild soap or one of our approved cleaning products. Do not use abrasive cleaners as they may scratch or affect the surface appearance. Wipe the surface with the grain (where applicable) using a dry soft cloth.

Approved cleaning products: Glass Plus®, Dawn®, Pledge®, Mr. Clean®, Windex®,
For disinfecting surfaces use products such as: LYSOL®, VIREX®, PURELL®, VIROX®

After use of the above disinfectants ensure that the surfaces are wiped with a damp cloth to remove any product residue.

Take note that any product with Hydrochloric, Sulfuric, or Phosphoric acid may permanently damage the surface. Abrasive elements and excessively acidic or alkaline solutions should be avoided. Prolonged exposure to wet surfaces and/or direct contact with water should be avoided.

High Pressure (HPL) LAMINATES Cleaning:

Dust laminated surfaces off prior to cleaning. Wet a damp cloth with water, a mild soap or one of our approved cleaning products. Do not use abrasive cleaners as they may scratch or affect the surface appearance. Wipe the surface with the grain (where applicable) using a dry soft cloth.

Approved cleaning products: Glass Plus®, Dawn®, Pledge®, Mr. Clean®, Windex®,
For disinfecting surfaces use products such as: LYSOL®, VIREX®, PURELL®, VIROX®, Fantastik®, multi-surface disinfectant, Clorox® Disinfecting Wipes, Caviwipes™, Cavicide™

After use of the above disinfectants ensure that the surfaces are wiped with a damp cloth to remove any product residue.



Do not saturate or soak furniture with cleaner



Use spray or damp cloth only



Wipe with damp cloth using fresh water after cleaning

Take note that any product with Hydrochloric, Sulfuric, or Phosphoric acid may permanently damage the surface. Abrasive elements and excessively acidic or alkaline solutions should be avoided. Prolonged exposure to wet surfaces and/or direct contact with water should be avoided.

Acrylic Tiles And Panels:

Dust regularly to keep surfaces free of dust particles. Clean any dirt or stain with a damp cloth. Do not use chemical cleaners or window cleaners as it may alter or permanently affect the surface appearance.

Tempered & Laminated Glass:

Dust regularly to keep surfaces free of dust particles. Clean any dirt or stain with a damp cloth. Do not use chemical cleaners or window cleaners as it may alter or permanently affect the surface appearance.

Edge Trim:

To remove minor scuff marks and general dirt from bases and connectors, use warm water and a soft cloth. Do not use harsh abrasive cleaners, as they may cause permanent scratches on the surface.

Painted Metals:

Clean these products, use a damp cloth, using only a small amount of lukewarm water if necessary. Abrasive elements and excessively acidic or alkaline solutions should be avoided. Prolonged exposure to wet surfaces and/or direct contact with water should be avoided.

Standard Fabrics:

Standard Care Label W-S. Clean with water based cleaning agents, foam or pure, water free solvents. Vacuuming or light brushing is recommended to prevent dust and soil buildup.

Bleach Cleanable Fabrics:

Bleach is an effective disinfectant, which means it kills most bacteria, fungi and viruses. When fabrics need to be disinfected or sterilized, use a 1:10 household bleach-to-water solution.

Custom Sizing

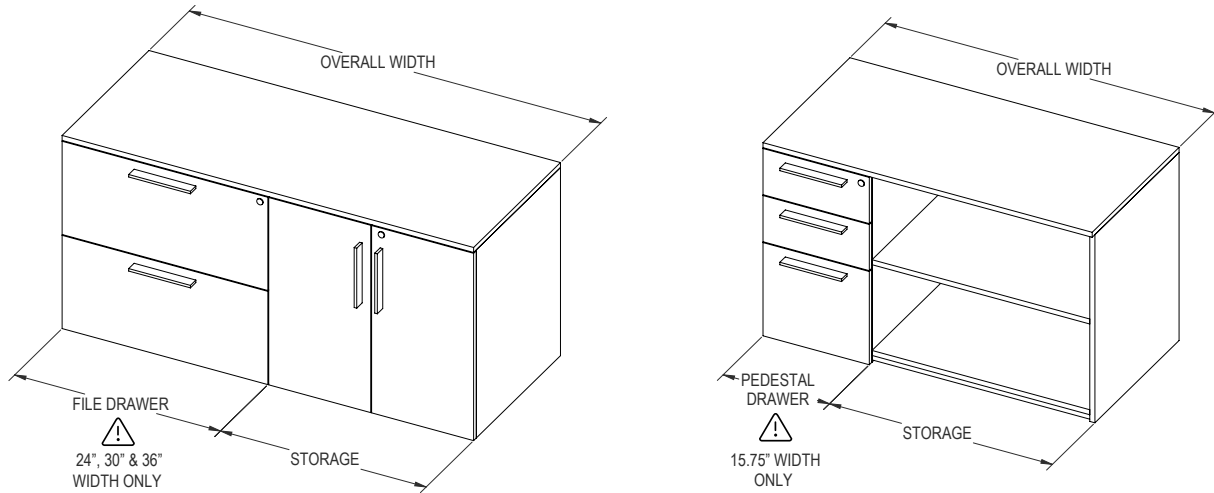
BRC has built a reputation on custom tailored product based on our standard offering. Many sizes not listed in the Natural catalog can still be ordered without requesting a custom quote. The next two pages are meant as a guide to enable users to specify and order a custom size right from the price guide. Follow the guidelines below for specifying and ordering sizes that are not listed in this guide.

Pedestal & File Drawer Restrictions

Pedestal drawers in box/box/file, file/file, box/file and pencil/box/file have a width restriction of 15.75" wide. This means that as the overall cabinet width changes, the pedestal drawer width remains constant. In all size variations, the width of the pedestal drawers will be 15.75".

File drawers are available in three widths only: 24", 30" and 36". As the overall cabinet width changes, the file drawer width will remain at either 24", 30" or 36" as specified by the purchaser in the product code. In all size variations, the file drawers will remain at these widths.

Adjacent open storage and closed door storage will accommodate all sizes within the minimum and maximum listed in the price guide.

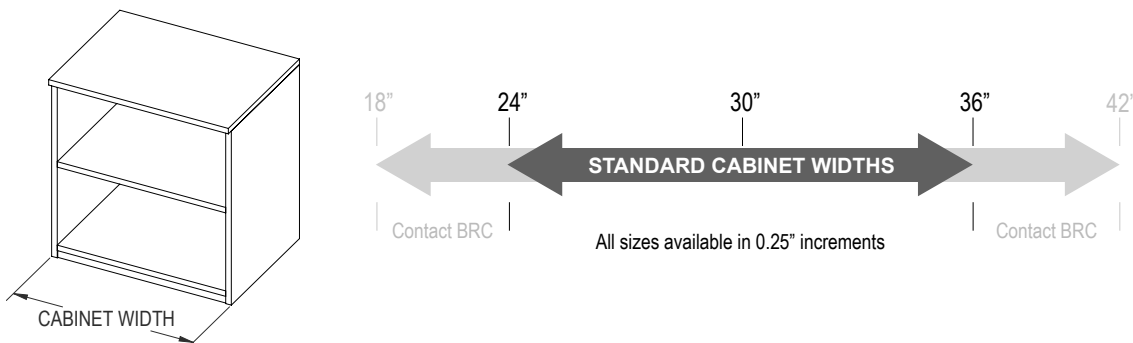


Custom Size Availability

Most products can be ordered in 0.25" (1/4") increments in either width, depth or height depending on the sizes listed in the price guide. Custom increments are available between the minimum and maximum sizes listed on the price page (taking into account the pedestal and file drawer restrictions listed above). For instance, in the example below, an open cabinet that has a minimum width of 24" and a maximum width of 36" is available in any size in between the minimum and maximum, for example, 27.25" wide or 35.75" wide.

The example details width only but custom size availability applies to depth and height as well. If applicable, all variables (width, depth & height) can be customized together in one product. For example, the below item could be ordered with a custom width, depth and height.

Custom sizes outside of the listed minimum and maximum may still be available but require a quote from BRC. Please contact your representative or send your inquiry to quotes@brc.group.



Next Size Up Pricing

Whenever specifying a custom size, use the pricing applicable to the next size up listed in the price guide. For instance, if you need a 25.5" depth and a 24" depth is \$300 and a 30" depth at \$400 as listed in the price guide, for a 28.5" depth you would use the \$400 price.

For more information on next size up pricing, please contact your representative or send your inquiry to quotes@brc.group.

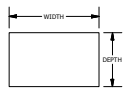
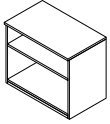
Custom Sizing

Order Sample Code

Ordering custom sizes is as easy as placing the size you want in the ordering code and adding an "SP-" prefix to the code. The example below shows how an open storage product can be customized and ordered. NLOSZ Open storage product is available in widths from 18" - 36", depths from 18.75" - 30" but only available in 22.25" height. In the order code for a custom size, "NLOSZ" becomes "SP-NLOSZ".

Low Open Storage with Top, 1" Kick

NLOSZ



OVERALL SIZE				
WIDTH	DEPTH	HEIGHT	PRICE M1	PRICE H1
18"	18.75"	22.25"	610	671
24"	18.75"	22.25"	610	671
30"	18.75"	22.25"	626	689
36"	18.75"	22.25"	642	706
18"	24"	22.25"	642	706
24"	24"	22.25"	642	706
30"	24"	22.25"	658	724
36"	24"	22.25"	674	742
18"	30"	22.25"	642	706
24"	30"	22.25"	642	706
30"	30"	22.25"	674	742
36"	30"	22.25"	691	760

ORDER CODE SAMPLE				
ITEM CODE	WIDTH	DEPTH	HEIGHT	LAMINATE
NLOSZ	W36	D18.75	H22.25	M1

Features & Specifications

- Includes one shelf
- Shelf has 6" of adjustability
- One inch of leveling
- 3/4" LPL Construction
- Laminate codes - M1: 1" LPL
- Laminate codes - H1: 1" HPL

No Charge Options

- All standard laminates available

NOTE:
THIS PAGE USES PRODUCT NLOSZ AS AN EXAMPLE ONLY. OTHER PRODUCTS WILL HAVE DIFFERENT SIZE VARIATIONS DEPENDING ON THE MINIMUM AND MAXIMUM SIZES LISTED. CONSULT EACH PRODUCT PAGE FOR DETAILS ON ITS CUSTOM SIZE AVAILABILITY.

1
2
3
4
PRODUCT MAP
TABLE OF CONTENTS
DESKS
TABLES
CREDENZAS
CORNER TABLES
PEDESTALS
ACCESSORIES
HUTCHES & STORAGE
CREDENZAS
TABLES

HEIGHTS AVAILABLE IN 22.25" ONLY
DEPTHS AVAILABLE FROM 18.75" TO 30" ONLY
WIDTHS AVAILABLE FROM 18" TO 36" ONLY

ORDER CODE SAMPLE FOR STANDARD SIZES

ORDER CODE SAMPLE FOR CUSTOM SIZES

ORDER CODE SAMPLE - CUSTOM SIZE				
ITEM CODE	WIDTH	DEPTH	HEIGHT	LAMINATE
SP-NLOSZ	W31.5	D21	H22.25	M1

NEXT SIZE UP PRICE:
\$ 674

- ↑ ADD "SP-" BEFORE STANDARD CODE
- ↑ AVAILABLE IN WIDTHS FROM 18" TO 36"
- ↑ AVAILABLE IN DEPTHS FROM 18.75" TO 30"
- ↑ AVAILABLE IN 22.25" HEIGHT ONLY

Contents

Welcome	2
Guidance and Ordering	3
Technical Specifications	4
Frequently Used Codes & Terms	5
Woodgrain Laminate Direction	6
Fabric Specifications	7
File Drawers	8
Counterweights	9
Cleaning and Maintenance	10
Custom Sizing	11
Custom Sizing Continued	12
Contents	13
Product Map Page 1	14
Product Map Page 2	15
Product Map Page 3	16
Product Map Page 4	17
Product Pages	18

1

2

3

4

PRODUCT MAP PAGE:

TABLE OF CONTENTS

www Price Guides

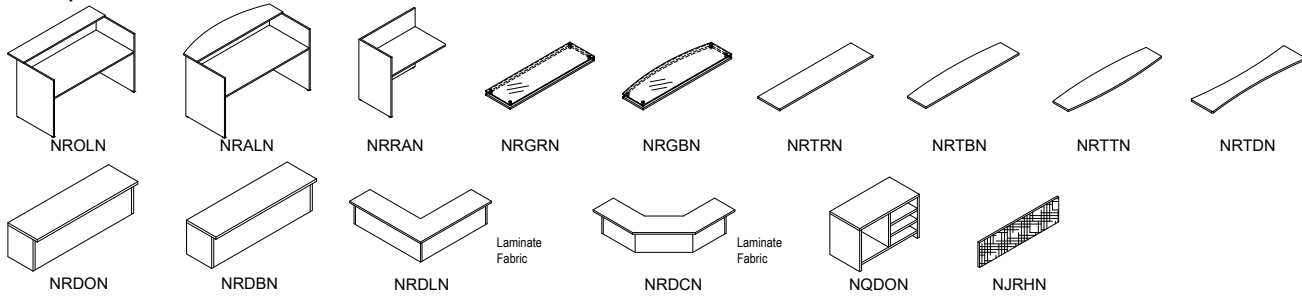
www Finishes & Materials

www.brc.group

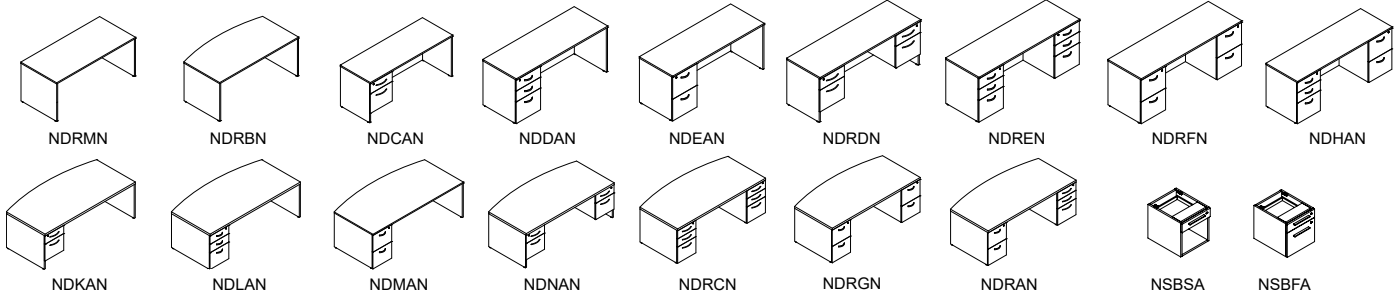


Product Map

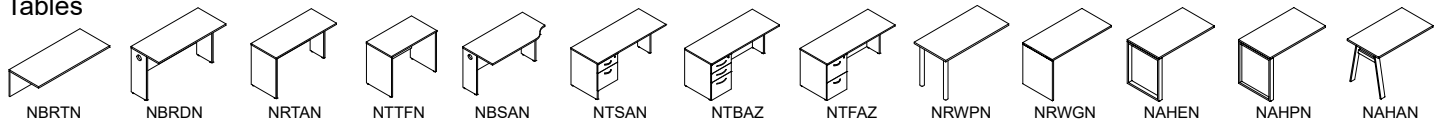
Reception



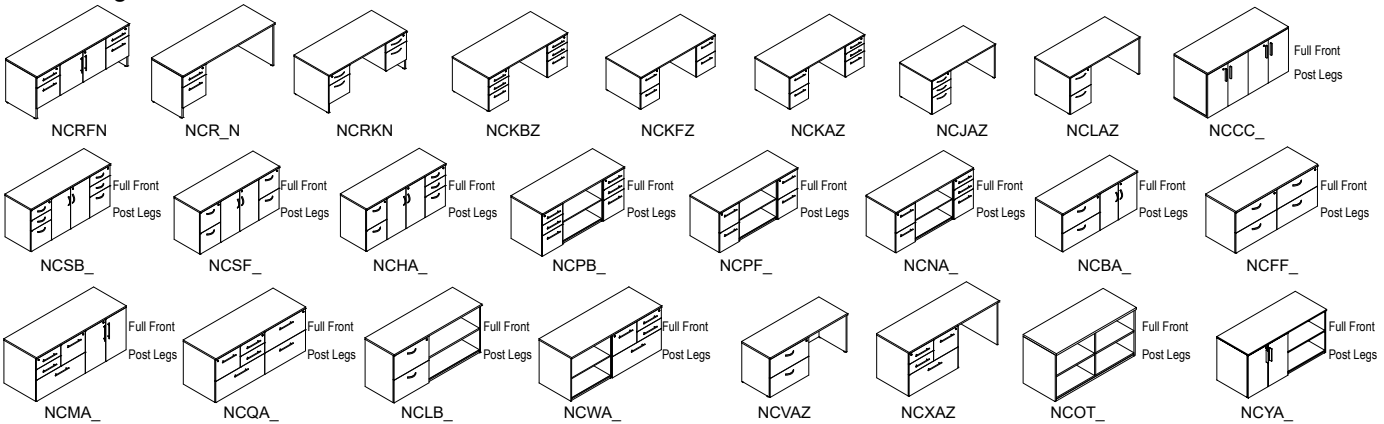
Desks



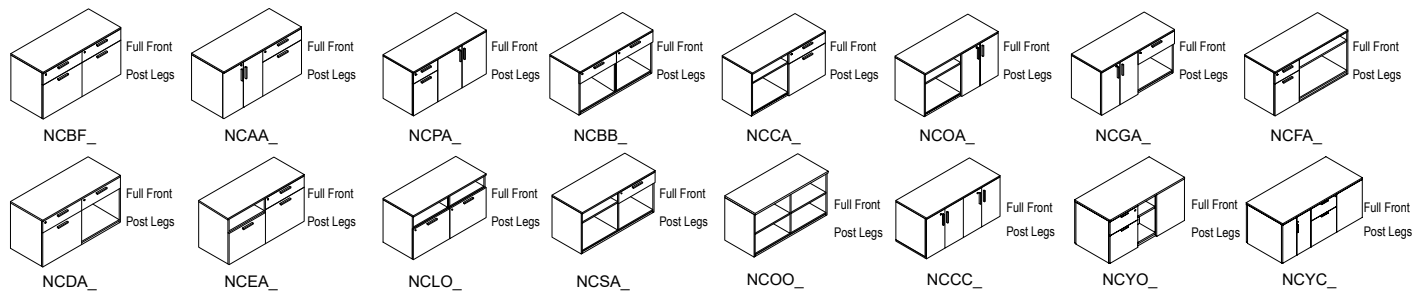
Tables



Desk Height Credenzas



Low Credenzas

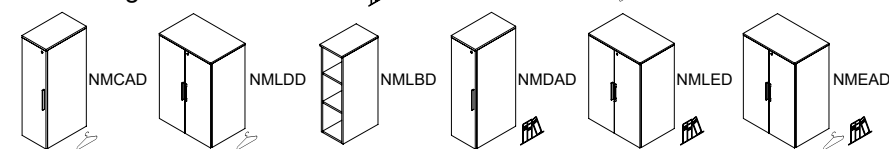
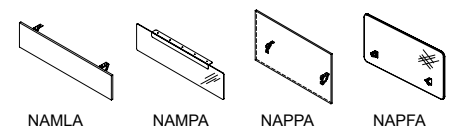


Low Storage Add-ons

Indicates shelves

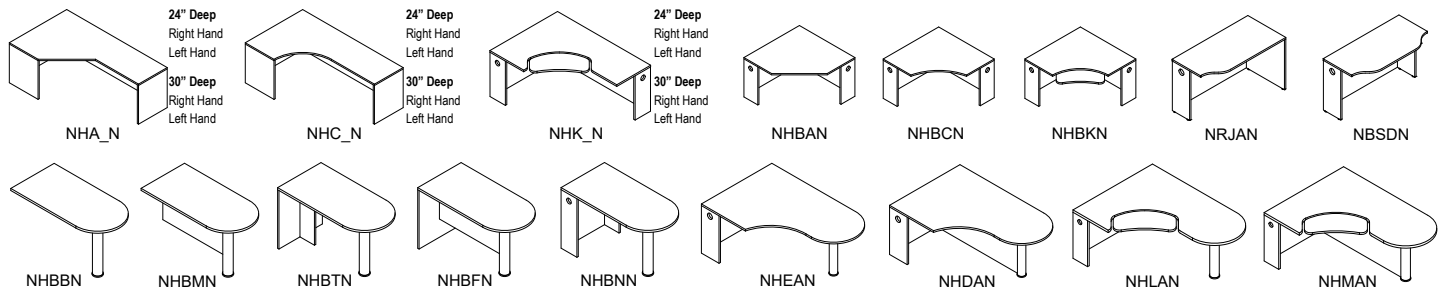
Indicates wardrobe

Modesty Panels

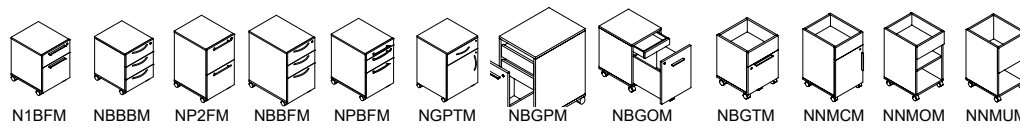


Product Map

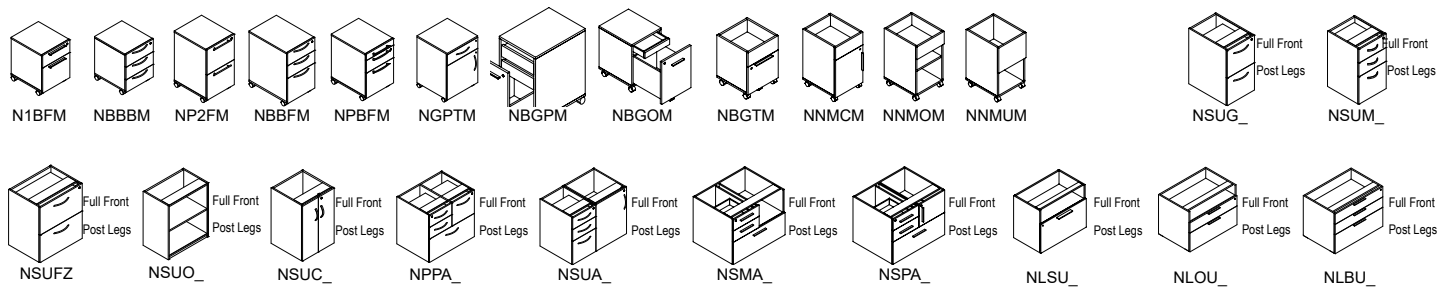
Tables



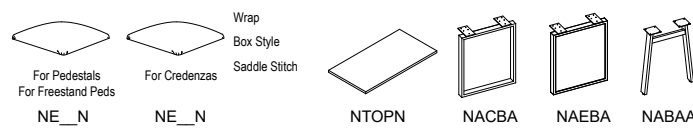
Mobile Pedestals



Undermount Pedestals



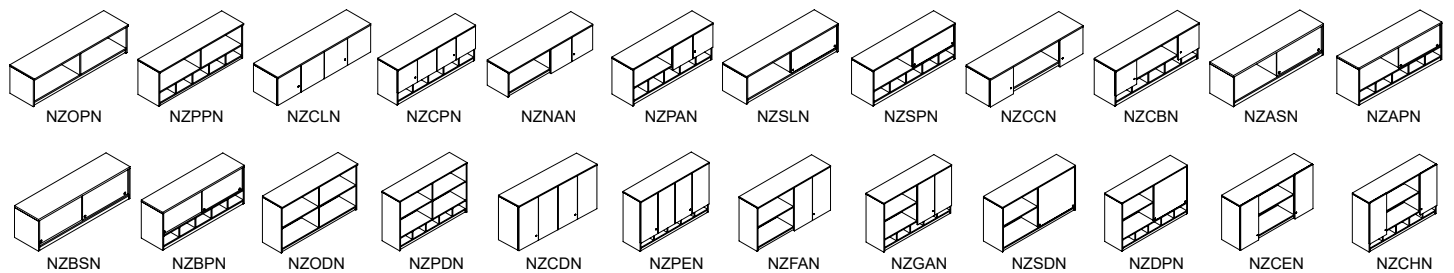
Accessories



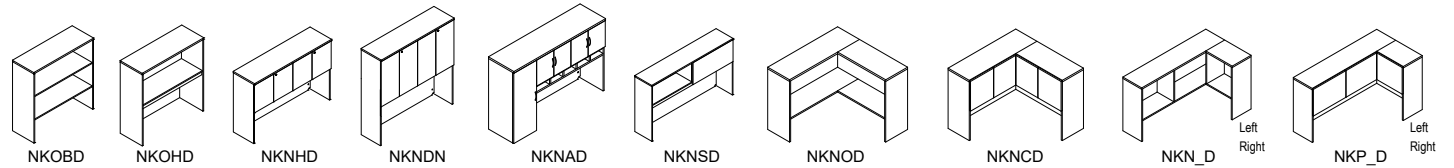
Gallery Panels

INTRODUCTION APPLICATION

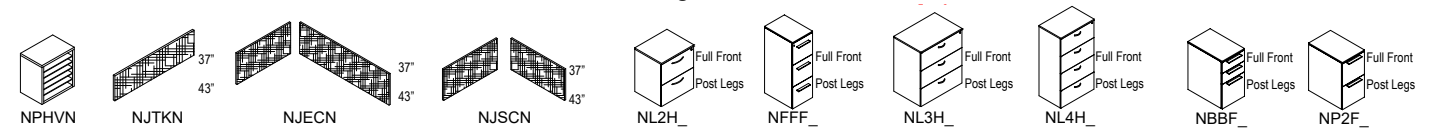
Wall Mounted Storage



Desk Hutches

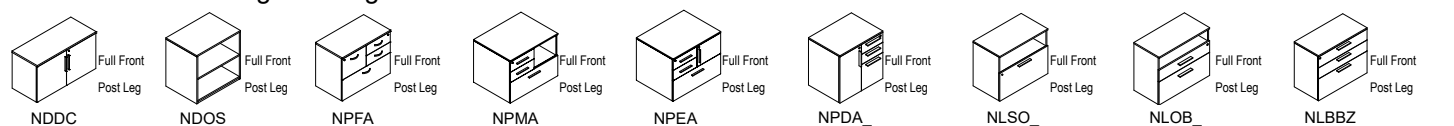


Filing



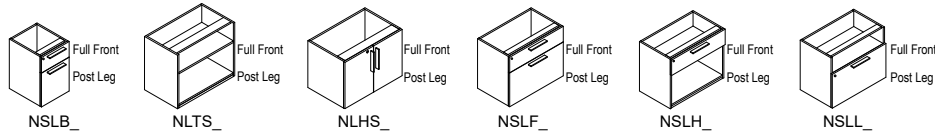
Standalone Pedestals

Standalone Desk Height Storage

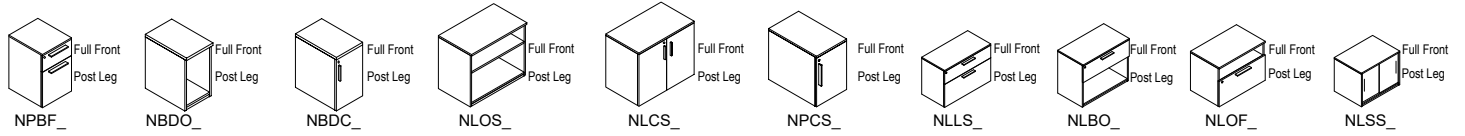


Product Map

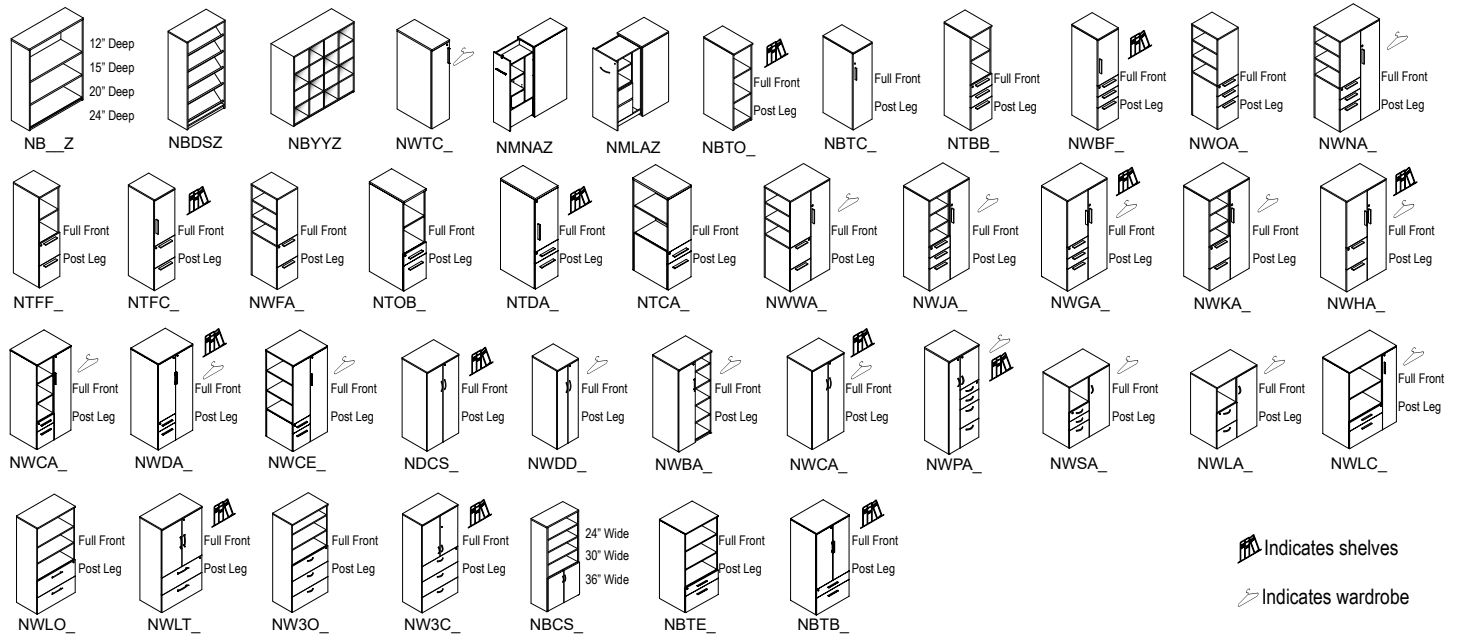
Low Storage, No Top



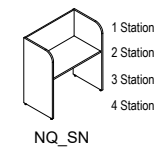
Low Storage



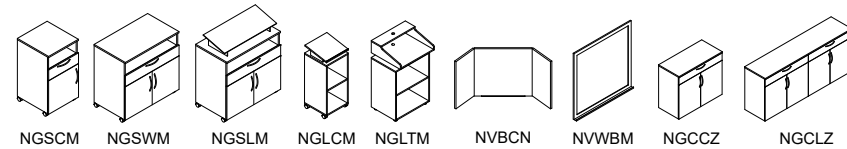
Tall Storage



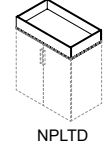
Study Carrels APPLICATION



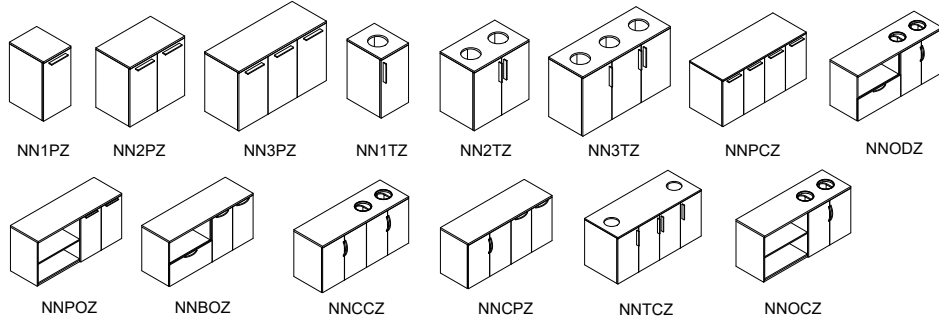
Conference



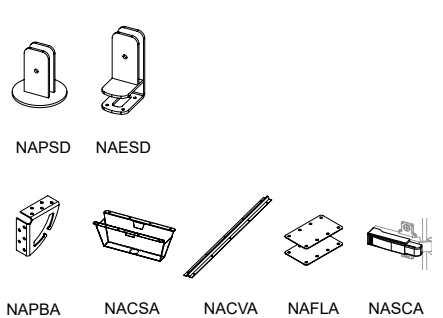
Planter Top



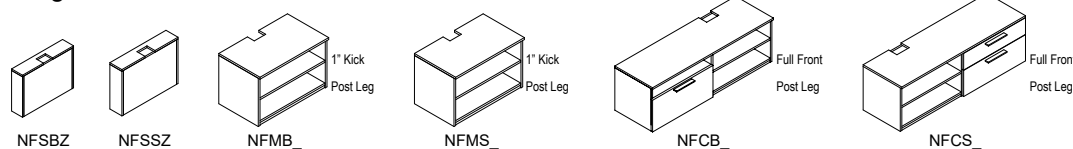
Waste Cabinets



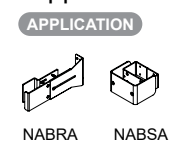
Accessories



Integrated Credenzas APPLICATION



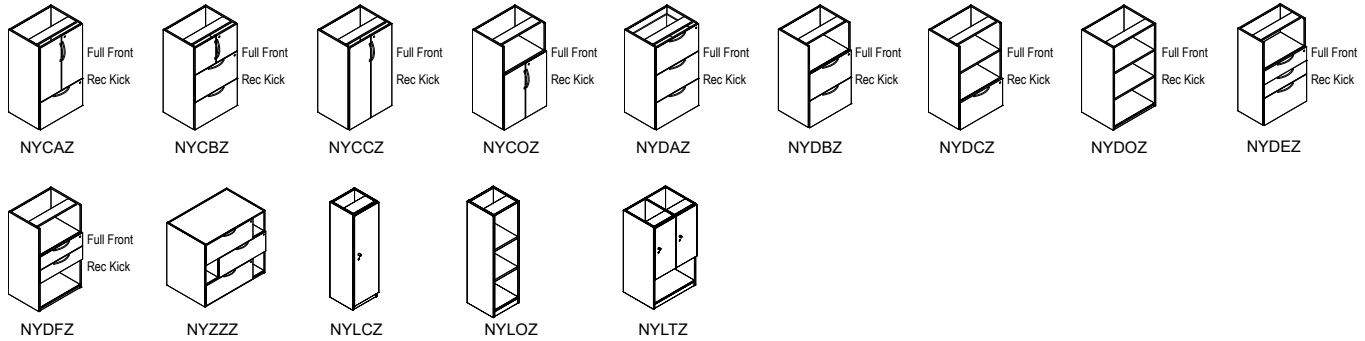
Support Brackets APPLICATION



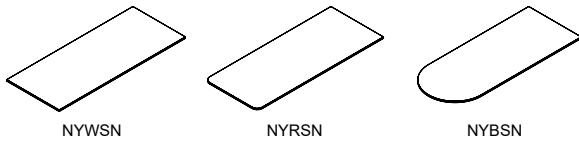
Product Map

Islands

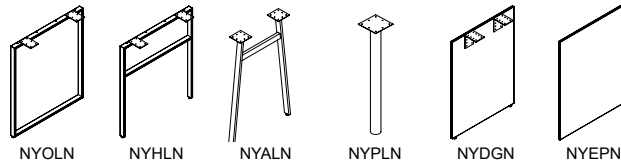
APPLICATION



Island Worksurfaces



Island Table Bases



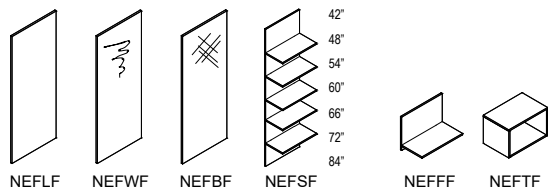
Island Table Accessories



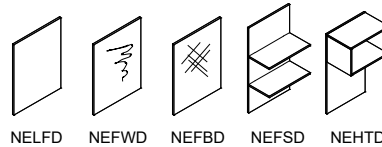
Elements

APPLICATION

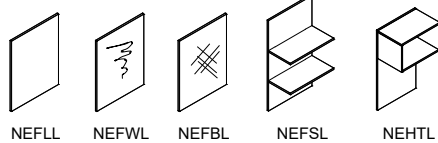
Free Panels



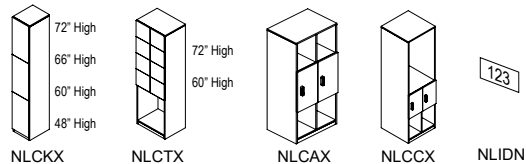
Desk Panels

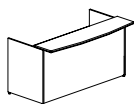
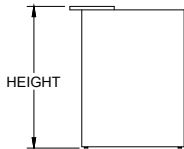
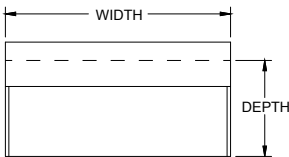

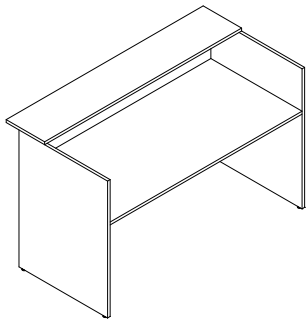


Low Panels

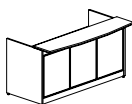


Lockers





STANDARD FRONT 'SF'



CLASSIC FRONT 'CF'

Features & Specifications

No Charge Options

Optional Extra

OVERALL SIZE			LAMINATE	
WIDTH	DEPTH	HEIGHT	PRICE M1	PRICE H1
60"	30"	42"	\$1,507	\$1,709
66"	30"	42"	\$1,559	\$1,759
72"	30"	42"	\$1,610	\$1,810
78"	30"	42"	\$1,911	\$2,112
84"	30"	42"	\$2,260	\$2,459
96"	30"	42"	\$2,634	\$2,862

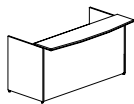
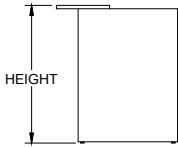
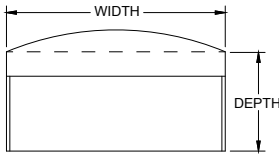

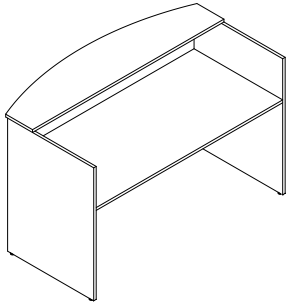


ORDER CODE SAMPLE					
ITEM CODE	WIDTH	DEPTH	HEIGHT	LAMINATE	OPTION
NROLN	W60	D30	H42	M1	SF

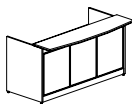
- 1" thick LPL gables and 3/4" thick LPL modesty with 1" leveling
- Transaction top is 14" deep with a 6" front overhang
- Worksurface height is 29"
- Laminate codes - M1: 1" LPL, H1: 1" HPL (worksurface only)

- All standard laminates available
- Standard Front 'SF'

- Classic Front 'CF' add \$481
- 3" Grommet (AG30A) add code(s) 'GL', 'GC' and/or 'GR', add \$76 per grommet



STANDARD FRONT 'SF'



CLASSIC FRONT 'CF'

Features & Specifications

No Charge Options

Optional Extra

OVERALL SIZE			LAMINATE	
WIDTH	DEPTH	HEIGHT	PRICE M1	PRICE H1
60"	30"	42"	\$1,658	\$1,909
66"	30"	42"	\$1,711	\$1,959
72"	30"	42"	\$1,760	\$2,013
78"	30"	42"	\$2,061	\$2,313
84"	30"	42"	\$2,409	\$2,661
96"	30"	42"	\$2,804	\$3,089

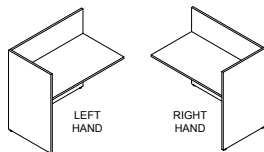
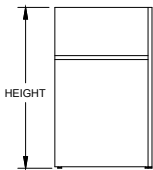
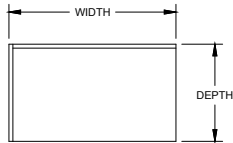

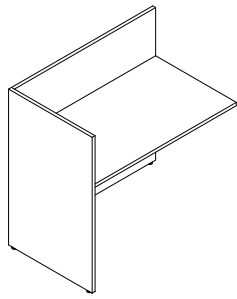


ORDER CODE SAMPLE					
ITEM CODE	WIDTH	DEPTH	HEIGHT	LAMINATE	OPTION
NRALN	W60	D30	H42	M1	SF

- 1" thick LPL gables and 3/4" thick LPL modesty with 1" leveling
- Transaction top is 14" deep with a 6" front overhang
- Worksurface height is 29"
- Laminate codes - M1: 1" LPL, H1: 1" HPL (worksurface only)

- All standard laminates available
- Standard Front 'SF'

- Classic Front 'CF' add \$481
- 3" Grommet (AG30A) add code(s) 'GL', 'GC' and/or 'GR', add \$76 per grommet



Features & Specifications

No Charge Options

Optional Extra

OVERALL SIZE			LAMINATE	
WIDTH	DEPTH	HEIGHT	PRICE M1	PRICE H1
36"	24"	41"	\$902	\$1,103
42"	24"	41"	\$956	\$1,154
48"	24"	41"	\$1,028	\$1,227
54"	24"	41"	\$1,320	\$1,569
60"	24"	41"	\$1,371	\$1,621

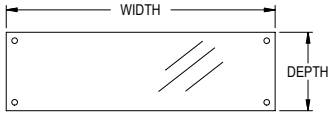
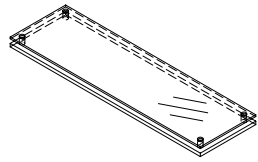


ORDER CODE SAMPLE						
ITEM CODE	WIDTH	DEPTH	HEIGHT	LAMINATE	HAND	OPTION
NRRAN	W36	D24	H41	M1	L	GL

- 1" thick LPL gables and 3/4" thick LPL modesty with 1" leveling
- Worksurface height is 29"
- Laminate codes - M1: 1" LPL, H1: 1" HPL (worksurface only)
- Specify handedness left 'L' or right 'R' when ordering

- All standard laminate finishes available`

- 3" Grommet (AG30A) add code(s) 'GL', 'GC' and/or 'GR', add \$76 per grommet



OVERALL SIZE		
WIDTH	DEPTH	PRICE
60"	14"	2,283
66"	14"	2,940
72"	14"	3,036
78"	14"	3,067
84"	14"	3,231
90"	14"	3,853
96"	14"	4,113

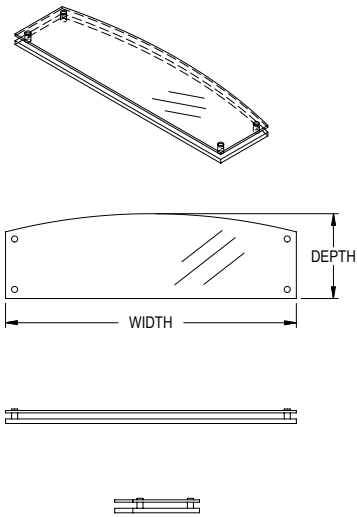
Features & Specifications

No Charge Options



ORDER CODE SAMPLE			
ITEM CODE	WIDTH	DEPTH	OPTION
NRGRN	W60	D14	CL

- 10mm Tempered glass top with chamfer edge
- Brushed stainless standoff hardware included
- Laminate worksurface not included
- Can be configured with reception desk from factory or ordered and installed on site later; onsite installation requires drilling existing countertop
- Specify Clear Glass "CL" or Frosted Glass "FR"



OVERALL SIZE		
WIDTH	DEPTH	PRICE
60"	14"	2,283
66"	14"	2,940
72"	14"	3,036
78"	14"	3,067
84"	14"	3,231
90"	14"	3,853
96"	14"	4,113

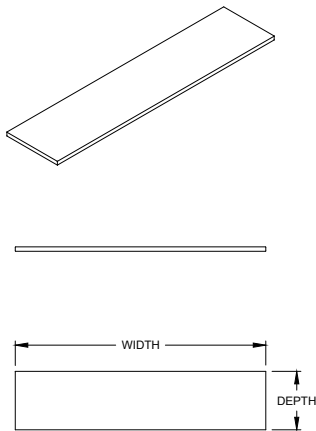
Features & Specifications

No Charge Options



ORDER CODE SAMPLE			
ITEM CODE	WIDTH	DEPTH	OPTION
NRGBN	W60	D14	CL

- 10mm Tempered glass top with chamfer edge
- Brushed stainless standoff hardware included
- Laminate worksurface not included
- Transaction top is 14" deep with a 6" front overhang
- Can be configured with reception desk from factory or ordered and installed on site later; onsite installation requires drilling existing countertop
- Specify Clear Glass "CL" or Frosted Glass "FR"



OVERALL SIZE		LAMINATE	
WIDTH	DEPTH	PRICE <i>M1</i>	PRICE <i>H1</i>
24"	14"	\$202	\$254
30"	14"	\$233	\$294
36"	14"	\$285	\$366
42"	14"	\$304	\$384
48"	14"	\$317	\$400
54"	14"	\$459	\$581
60"	14"	\$469	\$588
66"	14"	\$477	\$596
72"	14"	\$488	\$616

Features & Specifications

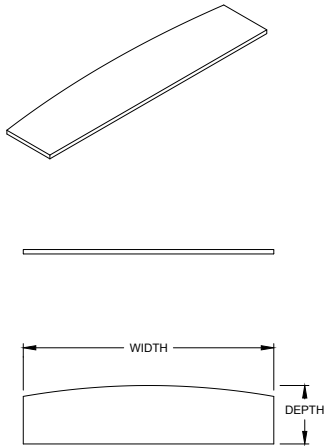
No Charge Options



ORDER CODE SAMPLE			
ITEM CODE	WIDTH	DEPTH	LAMINATE
NRTRN	W24	D14	<i>M1</i>

- Laminate worksurface
- Laminate codes - *M1*: 1" LPL, *H1*: 1" HPL (top only)

- All standard laminate finishes available



OVERALL SIZE		LAMINATE	
WIDTH	DEPTH	PRICE <i>M1</i>	PRICE <i>H1</i>
24"	14"	\$217	\$271
30"	14"	\$249	\$308
36"	14"	\$305	\$384
42"	14"	\$320	\$399
48"	14"	\$334	\$417
54"	14"	\$478	\$595
60"	14"	\$484	\$606
66"	14"	\$494	\$616
72"	14"	\$507	\$633

Features & Specifications

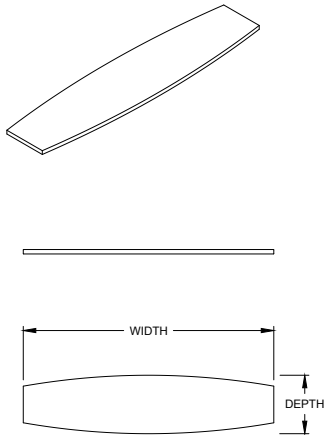
No Charge Options



ORDER CODE SAMPLE			
ITEM CODE	WIDTH	DEPTH	LAMINATE
NRTBN	W24	D14	<i>M1</i>

- Laminate worksurface
- Transaction top is 14" deep with a 6" front overhang
- Laminate codes - *M1*: 1" LPL, *H1*: 1" HPL (top only)

- All standard laminate finishes available



OVERALL SIZE		LAMINATE	
WIDTH	DEPTH	PRICE <i>M1</i>	PRICE <i>H1</i>
24"	14"	\$217	\$271
30"	14"	\$249	\$308
36"	14"	\$305	\$384
42"	14"	\$320	\$399
48"	14"	\$334	\$417
54"	14"	\$478	\$595
60"	14"	\$484	\$606
66"	14"	\$494	\$616
72"	14"	\$507	\$633



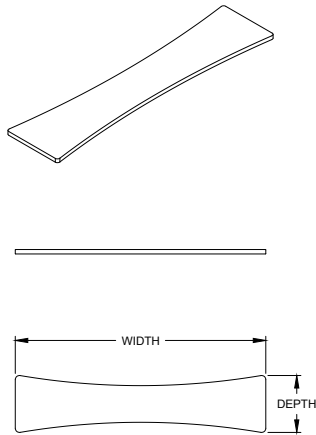
ORDER CODE SAMPLE			
ITEM CODE	WIDTH	DEPTH	LAMINATE
NRTTN	24	14	<i>M1</i>

Features & Specifications

- Laminate worksurface
- Bow front is 3" on each side
- Laminate codes - *M1*: 1" LPL, *H1*: 1" HPL (top only)

No Charge Options

- All standard laminate finishes available



OVERALL SIZE		LAMINATE	
WIDTH	DEPTH	PRICE <i>M1</i>	PRICE <i>H1</i>
24"	14"	\$217	\$271
30"	14"	\$249	\$308
36"	14"	\$305	\$384
42"	14"	\$320	\$399
48"	14"	\$334	\$417
54"	14"	\$478	\$595
60"	14"	\$484	\$606
66"	14"	\$494	\$616
72"	14"	\$507	\$633

Features & Specifications

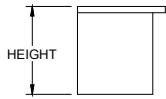
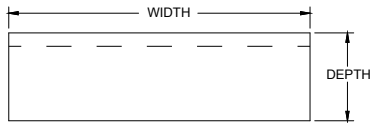
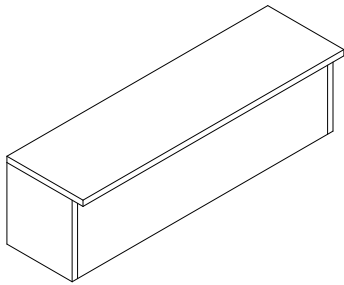
No Charge Options



ORDER CODE SAMPLE			
ITEM CODE	WIDTH	DEPTH	LAMINATE
NRTDN	W24	D14	<i>M1</i>

- Laminate worksurface
- Laminate codes - *M1*: 1" LPL, *H1*: 1" HPL (top only)

- All standard laminate finishes available



Features & Specifications

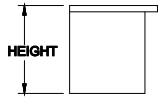
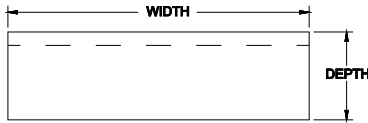
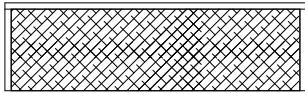
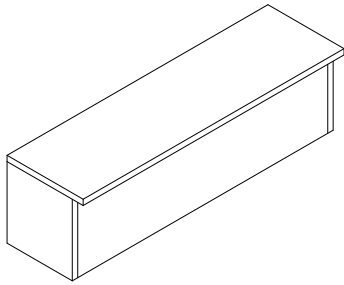
No Charge Options

OVERALL SIZE			LAMINATE	
WIDTH	DEPTH	HEIGHT	PRICE M1	PRICE H1
24"	15"	14"	\$529	\$608
30"	15"	14"	\$559	\$640
36"	15"	14"	\$586	\$675
42"	15"	14"	\$617	\$711
48"	15"	14"	\$649	\$747
54"	15"	14"	\$683	\$785
60"	15"	14"	\$721	\$828
66"	15"	14"	\$757	\$872
72"	15"	14"	\$797	\$917
78"	15"	14"	\$858	\$979
84"	15"	14"	\$915	\$1,037



ORDER CODE SAMPLE				
ITEM CODE	WIDTH	DEPTH	HEIGHT	LAMINATE
NRDON	W24	D15	H14	M1

- 1" thick LPL gables and 3/4" thick LPL modesty
 - Intended to be mounted on BRC desk to create a reception station
 - Transaction top is 12" deep with a 3" front overhang
 - 13" Clearance between top and worksurface
 - Double sided tape for mounting included
 - Laminate codes - M1: 1" LPL, H1: 1" HPL (top only)
- No Charge Options
- All standard laminate finishes available



OVERALL SIZE			LAMINATE		FABRIC OPTION ADD ON			
WIDTH	DEPTH	HEIGHT	PRICE M1	PRICE H1	GRADE 0 (G0)	GRADE 1 (G1)	GRADE 2 (G2)	GRADE 3 (G3)
24"	15"	14"	\$766	\$908	+\$0	+\$95	+\$128	+\$140
30"	15"	14"	\$807	\$951				
36"	15"	14"	\$849	\$992				
42"	15"	14"	\$894	\$1,112				
48"	15"	14"	\$941	\$1,159				
54"	15"	14"	\$990	\$1,208				
60"	15"	14"	\$1,042	\$1,259				
66"	15"	14"	\$1,097	\$1,314				
72"	15"	14"	\$1,154	\$1,373				
78"	15"	14"	\$1,240	\$1,459				
84"	15"	14"	\$1,324	\$1,542				

Features & Specifications

No Charge Options

Optional Extra

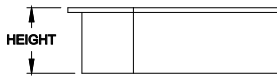
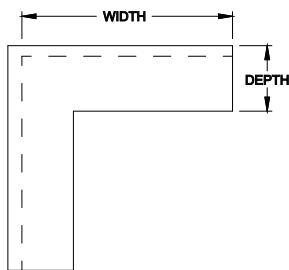

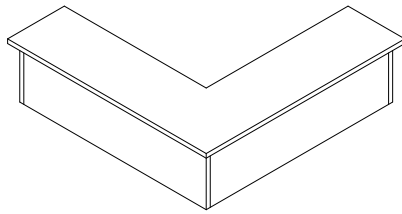


SPECIAL NOTES



ORDER CODE SAMPLE					
ITEM CODE	WIDTH	DEPTH	HEIGHT	LAMINATE	GRADE (OPTION)
NRDBN	W24	D15	H14	M1	G1

- 1" thick LPL gables and 3/4" thick LPL modesty
 - Intended to be mounted on BRC desk to create a reception station
 - Transaction top is 12" deep with a 3" front overhang
 - 13" Clearance between top and worksurface
 - Double sided tape for mounting included
 - Laminate codes - M1: 1" LPL, H1: 1" HPL (top only)
- No Charge Options
- All standard laminate finishes available
- Optional Extra
- List price includes COM fabric only
 - To specify BRC standard fabric, add code and price: Grade 1 'G1', grade 2 'G2' or grade 3 'G3'. Refer to the fabric specification page at the front of this book for further details
- SPECIAL NOTES
- BRC Does not warranty material, construction or labour on materials that are not supplied by BRC.



OVERALL SIZE			LAMINATE	
WIDTH	DEPTH	HEIGHT	PRICE M1	PRICE H1
36"	15"	14"	\$844	\$1,041
42"	15"	14"	\$902	\$1,103
48"	15"	14"	\$1,103	\$1,304

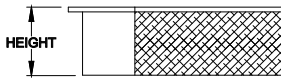
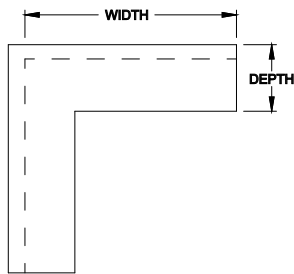

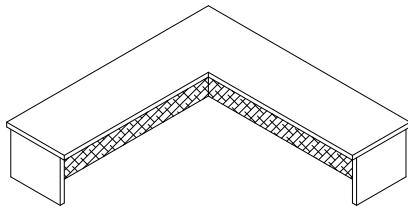
Features & Specifications

No Charge Options



ORDER CODE SAMPLE				
ITEM CODE	WIDTH	DEPTH	HEIGHT	LAMINATE
NRDLN	W36	D15	H14	M1

- 1" thick LPL gables and 3/4" thick LPL modesty
 - Intended to be mounted on BRC desk to create a reception station
 - Transaction top is 12" deep with a 3" front overhang
 - 13" Clearance between top and worksurface
 - Double sided tape for mounting included
 - Laminate codes - M1: 1" LPL, H1: 1" HPL (top only)
- No Charge Options
- All standard laminate finishes available



OVERALL SIZE			LAMINATE		FABRIC OPTION ADD ON			
WIDTH	DEPTH	HEIGHT	PRICE <i>M1</i>	PRICE <i>H1</i>	GRADE 0 (<i>G0</i>)	GRADE 1 (<i>G1</i>)	GRADE 2 (<i>G2</i>)	GRADE 3 (<i>G3</i>)
36"	15"	14"	\$1,101	\$1,320				
42"	15"	14"	\$1,194	\$1,412	+\$0	+\$89	+\$123	+\$134
48"	15"	14"	\$1,412	\$1,630				

Features & Specifications

No Charge Options

Optional Extra

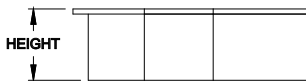
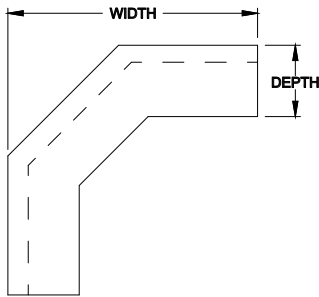
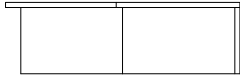
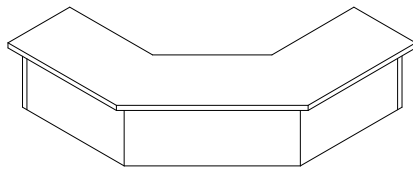


SPECIAL NOTES



ORDER CODE SAMPLE					
ITEM CODE	WIDTH	DEPTH	HEIGHT	LAMINATE	GRADE (OPTION)
NRDFN	W36	D15	H14	<i>M1</i>	<i>G1</i>

- 1" thick LPL gables and 3/4" thick LPL modesty
- Intended to be mounted on BRC desk to create a reception station
- Transaction top is 12" deep with a 3" front overhang
- 13" Clearance between top and worksurface
- Double sided tape for mounting included
- Laminate codes - *M1*: 1" LPL, *H1*: 1" HPL (top only)
- All standard laminate finishes available
- List price includes COM fabric only
- To specify BRC standard fabric, add code and price: Grade 1 '*G1*', grade 2 '*G2*' or grade 3 '*G3*'. Refer to the fabric specification page at the front of this book for further details
- BRC Does not warranty material, construction or labour on materials that are not supplied by BRC.



OVERALL SIZE			LAMINATE	
WIDTH	DEPTH	HEIGHT	PRICE M1	PRICE H1
36"	15"	14"	\$1,269	\$1,470
42"	15"	14"	\$1,331	\$1,530
48"	15"	14"	\$1,530	\$1,730

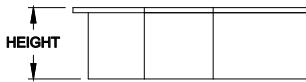
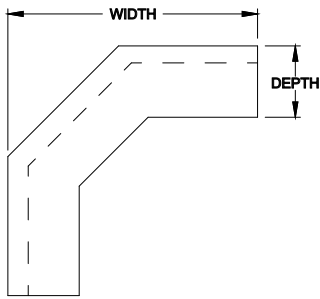
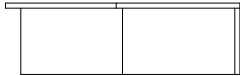
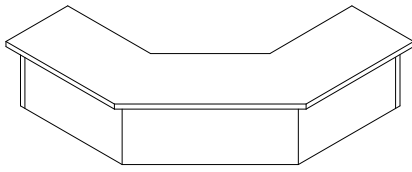
Features & Specifications

No Charge Options



ORDER CODE SAMPLE				
ITEM CODE	WIDTH	DEPTH	HEIGHT	LAMINATE
NRDCN	W36	D15	H14	M1

- 1" thick LPL gables and 3/4" thick LPL modesty
 - Intended to be mounted on BRC desk to create a reception station
 - Transaction top is 12" deep with a 3" front overhang
 - 13" Clearance between top and worksurface
 - Double sided tape for mounting included
 - Laminate codes - M1: 1" LPL, H1: 1" HPL (worksurface only)
- No Charge Options
- All standard laminate finishes available



OVERALL SIZE			LAMINATE		FABRIC OPTION ADD ON			
WIDTH	DEPTH	HEIGHT	PRICE M1	PRICE H1	GRADE 0 (G0)	GRADE 1 (G1)	GRADE 2 (G2)	GRADE 3 (G3)
36"	15"	14"	\$1,527	\$1,729				
42"	15"	14"	\$1,621	\$1,823	+\$0	+\$89	+\$123	+\$134
48"	15"	14"	\$1,839	\$2,024				



ORDER CODE SAMPLE					
ITEM CODE	WIDTH	DEPTH	HEIGHT	LAMINATE	GRADE (OPTION)
NRDDN	W36	D14	H15	M1	G1

Features & Specifications

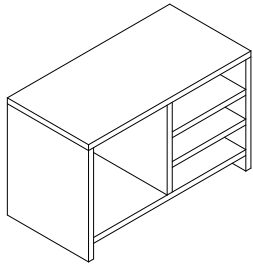
No Charge Options

Optional Extra

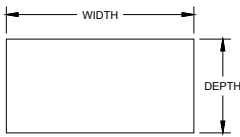
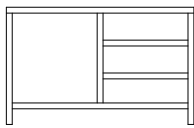


SPECIAL NOTES

- 1" thick LPL gables and 3/4" thick LPL modesty
- Intended to be mounted on BRC desk to create a reception station
- Transaction top is 12" deep with a 3" front overhang
- 13" Clearance between top and worksurface
- Double sided tape for mounting included
- Laminate codes - M1: 1" LPL, H1: 1" HPL (top only)
- All standard laminate finishes available
- List price includes COM fabric only
- To specify BRC standard fabric, add code and price: Grade 1 'G1', grade 2 'G2' or grade 3 'G3'. Refer to the fabric specification page at the front of this book for further detail
- BRC Does not warranty material, construction or labour on materials that are not supplied by BRC.



RIGHT HAND SHOWN



OVERALL SIZE			
WIDTH	DEPTH	HEIGHT	PRICE M3
24"	12"	15"	574
30"	12"	15"	619
36"	12"	15"	651



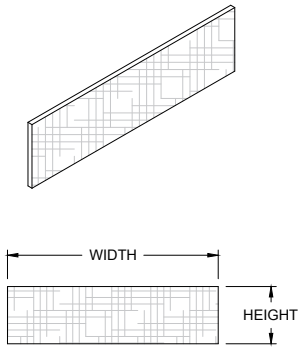
ORDER CODE SAMPLE					
ITEM CODE	WIDTH	DEPTH	HEIGHT	LAMINATE	HAND
NQDON	W24	D12	H15	M3	L

Features & Specifications

- 3/4" Thick LPL case construction
- Intended to be mounted on BRC desk
- Double sided tape for mounting included
- Specify handedness left 'L' or right 'R' when ordering
- Laminate codes - M3: 3/4" LPL

No Charge Options

- All standard laminate finishes available



HUTCH OVERALL SIZE					
HUTCH WIDTH	HUTCH HEIGHT	GRADE 0 (G0)	GRADE 1 (G1)	GRADE 2 (G2)	GRADE 3 (G3)
24"	14"	\$200	\$294	\$330	\$339
30"	14"	\$209	\$302	\$336	\$348
36"	14"	\$215	\$307	\$343	\$356
42"	14"	\$223	\$315	\$350	\$361
48"	14"	\$229	\$322	\$358	\$369
54"	14"	\$237	\$330	\$364	\$376
60"	14"	\$243	\$336	\$371	\$384
66"	14"	\$251	\$343	\$378	\$390
72"	14"	\$257	\$350	\$387	\$398
78"	14"	\$265	\$358	\$392	\$404
84"	14"	\$271	\$364	\$400	\$412

Note: Order according to overall hutch size, actual tackboard size will be smaller.



ORDER CODE SAMPLE			
ITEM CODE	WIDTH	HEIGHT	GRADE (OPTION)
NJRHN	W24	H14	G1

Features & Specifications

- See front of this book for list of colors in available price grade. Indicate color in comments of purchase order.
- Product can be mounted using Velcro or other adhesive
- Specify fabric, add code: Grade 1 'G1', grade 2 'G2' or grade 3 'G3'

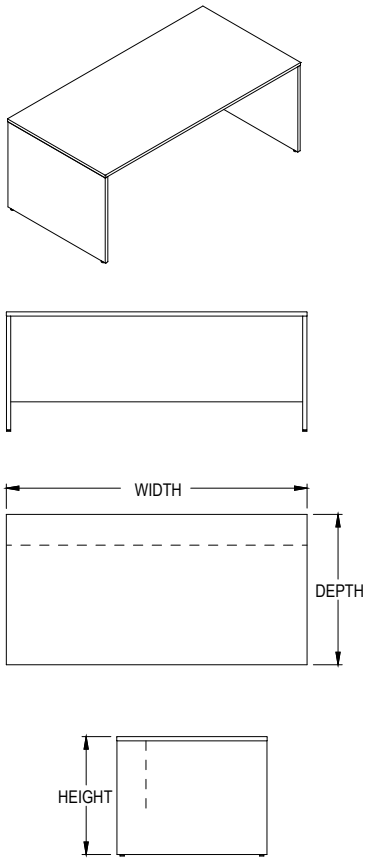
No Charge Options

- All standard fabrics available



SPECIAL NOTES

- BRC Does not warranty material, construction or labour on materials that are not supplied by BRC.



OVERALL SIZE			LAMINATE	
WIDTH	DEPTH	HEIGHT	PRICE M1	PRICE H1
42"	30"	29"	\$735	\$972
48"	30"	29"	\$748	\$987
54"	30"	29"	\$789	\$1,029
60"	30"	29"	\$803	\$1,042
66"	30"	29"	\$848	\$1,089
72"	30"	29"	\$864	\$1,103
78"	30"	29"	\$1,036	\$1,272
84"	30"	29"	\$1,103	\$1,342
60"	36"	29"	\$1,237	\$1,388
66"	36"	29"	\$1,244	\$1,437
72"	36"	29"	\$1,320	\$1,518
78"	36"	29"	\$1,405	\$1,536
84"	36"	29"	\$1,456	\$1,576
72"	42"	29"	\$1,441	\$1,697
78"	42"	29"	\$1,500	\$1,717
84"	42"	29"	\$1,539	\$1,741

Features & Specifications



ORDER CODE SAMPLE					
ITEM CODE	WIDTH	DEPTH	HEIGHT	LAMINATE	OPTION
NDRMN	W42	D30	H29	M1	FM

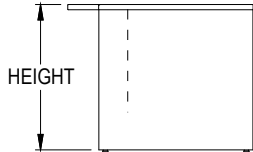
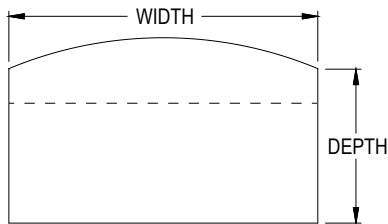

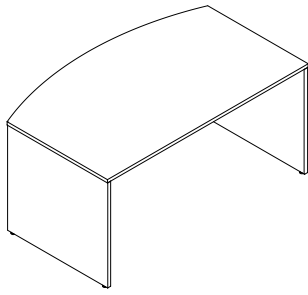
- 1" thick LPL gables and modesty with 1" leveling
- 3/4 Modesty (SM) is standard; recessed 6" from the approach side
- Laminate codes - M1: 1" LPL, H1: 1" HPL (worksurface only)

No Charge Options

- All standard laminate finishes available
- Full modesty panel 'FM'
- 1/2 modesty panel (12") 'TM'

Optional Extra

- 1/4 modesty panels (7") 'QM' add \$224
- 3" Grommet (AG30A) add code(s) 'GL', 'GC' and/or 'GR', add \$76 per grommet



OVERALL SIZE			LAMINATE	
WIDTH	DEPTH	HEIGHT	PRICE M1	PRICE H1
60"	36"	29"	\$1,470	\$1,671
66"	36"	29"	\$1,511	\$1,711
72"	36"	29"	\$1,549	\$1,748
78"	36"	29"	\$1,591	\$1,790
84"	36"	29"	\$1,635	\$1,835
60"	42"	29"	\$1,515	\$1,709
66"	42"	29"	\$1,543	\$1,746
72"	42"	29"	\$1,587	\$1,786
78"	42"	29"	\$1,631	\$1,829
84"	42"	29"	\$1,671	\$1,868

Features & Specifications



ORDER CODE SAMPLE					
ITEM CODE	WIDTH	DEPTH	HEIGHT	LAMINATE	OPTION
NDRBN	W60	D36	H29	M1	FM

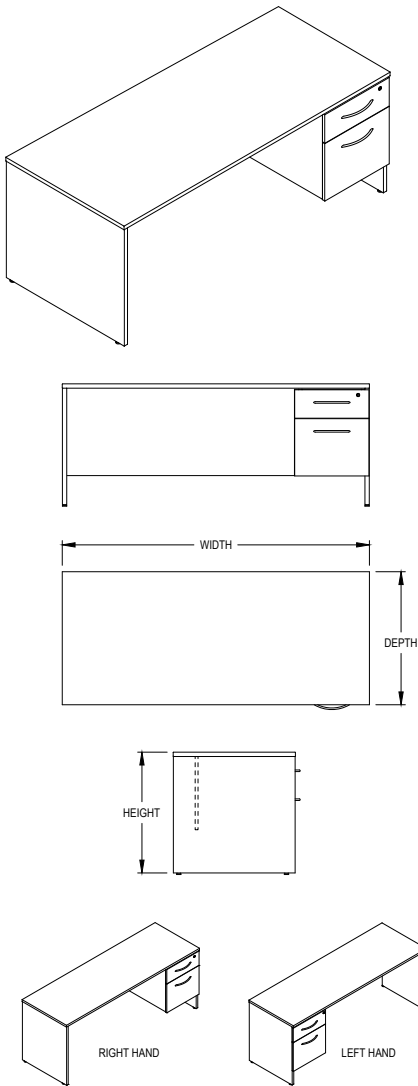
- 1" thick LPL gables and modesty with 1" leveling
- 3/4 recessed modesty (SM) is standard; recessed 12" from front edge of bow
- Laminate codes - *M1*: 1" LPL, *H1*: 1" HPL (worksurface only)

No Charge Options

- All standard laminate finishes available
- Full modesty panel '*FM*'
- 1/2 modesty panel (12") '*TM*'

Optional Extra

- 1/4 modesty panels (7") '*QM*' add \$224
- 3" Grommet (AG30A) add code(s) '*GL*', '*GC*' and/or '*GR*', add \$76 per grommet



OVERALL SIZE			LAMINATE	
WIDTH	DEPTH	HEIGHT	PRICE M1	PRICE H1
48"	30"	29"	\$971	\$1,170
54"	30"	29"	\$1,177	\$1,375
60"	30"	29"	\$1,216	\$1,472
66"	30"	29"	\$1,354	\$1,551
72"	30"	29"	\$1,453	\$1,776
78"	30"	29"	\$1,628	\$1,901
84"	30"	29"	\$1,715	\$1,910
48"	36"	29"	\$1,094	\$1,289
54"	36"	29"	\$1,232	\$1,428
60"	36"	29"	\$1,347	\$1,543
66"	36"	29"	\$1,412	\$1,609
72"	36"	29"	\$1,495	\$1,690
78"	36"	29"	\$1,666	\$1,862
84"	36"	29"	\$1,767	\$1,960
72"	42"	29"	\$1,671	\$1,866
78"	42"	29"	\$1,693	\$1,889
84"	42"	29"	\$1,769	\$2,080

Features & Specifications

No Charge Options

Optional Extra

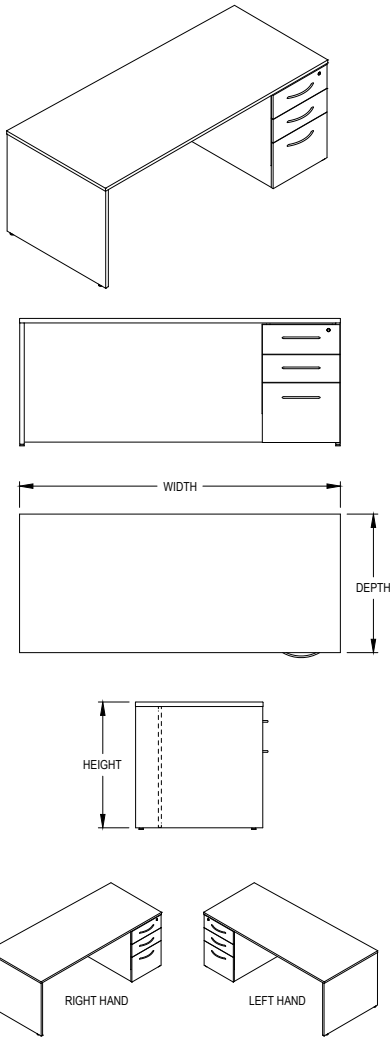


SPECIAL NOTES



ORDER CODE SAMPLE							
ITEM CODE	WIDTH	DEPTH	HEIGHT	LAMINATE	HAND	LOCK	OPTION
NDCAN	W48	D30	H29	M1	L	LBB	HF

- 1" thick LPL gables and modesty with 1" leveling
- 3/4 Modesty (SM) is standard; recessed 6" from the approach side
- One pencil tray, file hanging bars and lock(s) included
- Laminate codes - M1: 1" LPL, H1: 1" HPL (worksurface only)
- Specify handedness left 'L' or right 'R' when ordering
- All standard laminate finishes available
- Specify lock option: BRC standard black 'LBB', silver 'LBS'
- Full modesty panel 'FM'
- 1/2 modesty panel (12") 'TM'
- High pressure drawer fronts add code 'HF' and add \$187
- 3" Grommet (AG30A) add code(s) 'GL', 'GC' and/or 'GR', add \$76 per grommet
- Pedestals are not finished on the back and visible when less than full modesty is specified.



OVERALL SIZE			LAMINATE	
WIDTH	DEPTH	HEIGHT	PRICE M1	PRICE H1
48"	30"	29"	\$1,189	\$1,389
54"	30"	29"	\$1,399	\$1,664
60"	30"	29"	\$1,464	\$1,697
66"	30"	29"	\$1,578	\$1,776
72"	30"	29"	\$1,671	\$1,868
78"	30"	29"	\$1,763	\$1,975
84"	30"	29"	\$1,796	\$1,996
48"	36"	29"	\$1,394	\$1,592
54"	36"	29"	\$1,502	\$1,702
60"	36"	29"	\$1,570	\$1,771
66"	36"	29"	\$1,636	\$1,836
72"	36"	29"	\$1,718	\$1,919
78"	36"	29"	\$1,857	\$2,018
84"	36"	29"	\$1,919	\$2,099
72"	42"	29"	\$1,895	\$2,095
78"	42"	29"	\$1,921	\$2,116
84"	42"	29"	\$1,939	\$2,138

Features & Specifications

No Charge Options

Optional Extra

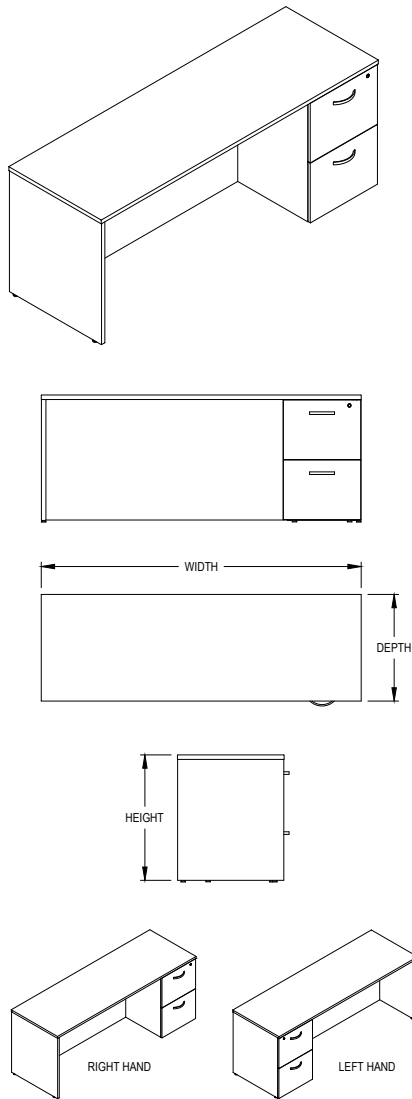


SPECIAL NOTES



ORDER CODE SAMPLE							
ITEM CODE	WIDTH	DEPTH	HEIGHT	LAMINATE	HAND	LOCK	OPTION
NDDAN	W48	D30	H29	M1	L	LBB	HF GL

- 1" thick LPL gables and modesty with 1" leveling
- Full recessed modesty (FM) is standard; recessed 6" from the approach side
- One pencil tray, file hanging bars and lock(s) included
- Laminate codes - M1: 1" LPL, H1: 1" HPL (worksurface only)
- Specify handedness left 'L' or right 'R' when ordering
- All standard laminate finishes available
- Specify lock option: BRC standard black 'LBB', silver 'LBS'
- 3/4 modesty (20") 'SM'
- 1/2 modesty panel (12") 'TM'
- High pressure drawer fronts add code 'HF' and add \$278
- 3" Grommet (AG30A) add code(s) 'GL', 'GC' and/or 'GR', add \$76 per grommet
- Pedestals are not finished on the back and visible when less than full modesty is specified.



OVERALL SIZE			LAMINATE	
WIDTH	DEPTH	HEIGHT	PRICE M1	PRICE H1
48"	30"	29"	\$1,189	\$1,389
54"	30"	29"	\$1,399	\$1,664
60"	30"	29"	\$1,464	\$1,697
66"	30"	29"	\$1,578	\$1,776
72"	30"	29"	\$1,671	\$1,868
78"	30"	29"	\$1,763	\$1,975
84"	30"	29"	\$1,796	\$1,996
48"	36"	29"	\$1,394	\$1,592
54"	36"	29"	\$1,502	\$1,702
60"	36"	29"	\$1,570	\$1,771
66"	36"	29"	\$1,636	\$1,836
72"	36"	29"	\$1,718	\$1,919
78"	36"	29"	\$1,857	\$2,018
84"	36"	29"	\$1,919	\$2,099
72"	42"	29"	\$1,895	\$2,095
78"	42"	29"	\$1,921	\$2,116
84"	42"	29"	\$1,939	\$2,138

Features & Specifications

No Charge Options

Optional Extra

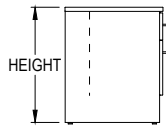
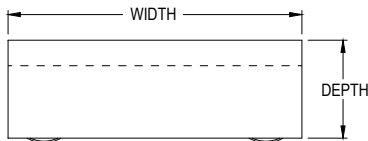

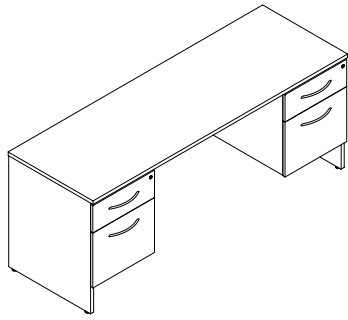


SPECIAL NOTES



ORDER CODE SAMPLE							
ITEM CODE	WIDTH	DEPTH	HEIGHT	LAMINATE	HAND	LOCK	OPTION
NDEAN	W48	D30	H29	M1	R	LBB	HF

- 1" thick LPL gables and modesty with 1" leveling
- Full recessed modesty (FM) is standard; recessed 6" from the approach side
- File hanging bars and lock(s) included
- Laminate codes - M1: 1" LPL, H1: 1" HPL (worksurface only)
- Specify handedness left 'L' or right 'R' when ordering
- All standard laminate finishes available
- Specify lock option: BRC standard black 'LBB', silver 'LBS'
- 3/4 modesty (20") 'SM'
- 1/2 modesty panel (12") 'TM'
- High pressure drawer fronts add code 'HF' and add \$187
- 3" Grommet (AG30A) add code(s) 'GL', 'GC' and/or 'GR', add \$76 per grommet
- Pedestals are not finished on the back and visible when less than full modesty is specified.



OVERALL SIZE			LAMINATE	
WIDTH	DEPTH	HEIGHT	PRICE M1	PRICE H1
60"	30"	29"	\$2,003	\$2,155
66"	30"	29"	\$2,094	\$2,291
72"	30"	29"	\$2,159	\$2,359
78"	30"	29"	\$2,260	\$2,396
84"	30"	29"	\$2,689	\$2,457
60"	36"	29"	\$2,112	\$2,309
66"	36"	29"	\$2,203	\$2,400
72"	36"	29"	\$2,222	\$2,417
78"	36"	29"	\$2,263	\$2,459
84"	36"	29"	\$2,359	\$2,555
72"	42"	29"	\$2,417	\$2,613
78"	42"	29"	\$2,476	\$2,670
84"	42"	29"	\$2,485	\$2,680

Features & Specifications

No Charge Options

Optional Extra

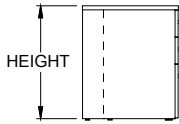
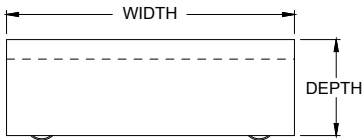
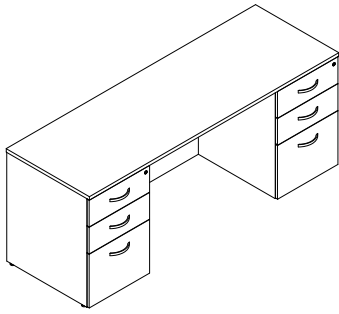


SPECIAL NOTES



ORDER CODE SAMPLE						
ITEM CODE	WIDTH	DEPTH	HEIGHT	LAMINATE	LOCK	OPTION
NDRDN	W60	D30	H29	M1	LBB	HF

- 1" thick LPL gables and modesty with 1" leveling
- 3/4 Modesty (SM) is standard; recessed 6" from the approach side
- One pencil tray, file hanging bars and lock(s) included
- Laminate codes - M1: 1" LPL, H1: 1" HPL (worksurface only)
- All standard laminate finishes available
- Specify lock option: BRC standard black 'LBB', silver 'LBS'
- Full modesty panel 'FM'
- 1/2 modesty panel (12") 'TM'
- High pressure drawer fronts add code 'HF' and add \$371
- 3" Grommet (AG30A) add code(s) 'GL', 'GC' and/or 'GR', add \$76 per grommet
- Pedestals are not finished on the back and visible when less than full modesty is specified.



OVERALL SIZE			LAMINATE	
WIDTH	DEPTH	HEIGHT	PRICE M1	PRICE H1
60"	30"	29"	\$1,916	\$2,116
66"	30"	29"	\$2,010	\$2,209
72"	30"	29"	\$2,080	\$2,278
78"	30"	29"	\$2,116	\$2,317
84"	30"	29"	\$2,177	\$2,377
60"	36"	29"	\$2,027	\$2,228
66"	36"	29"	\$2,122	\$2,322
72"	36"	29"	\$2,136	\$2,338
78"	36"	29"	\$2,180	\$2,382
84"	36"	29"	\$2,377	\$2,480
72"	42"	29"	\$2,338	\$2,539
78"	42"	29"	\$2,370	\$2,571
84"	42"	29"	\$2,405	\$2,607

Features & Specifications

No Charge Options

Optional Extra

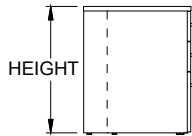
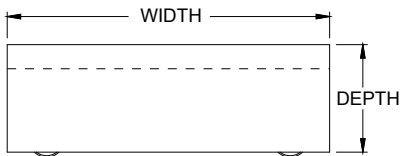

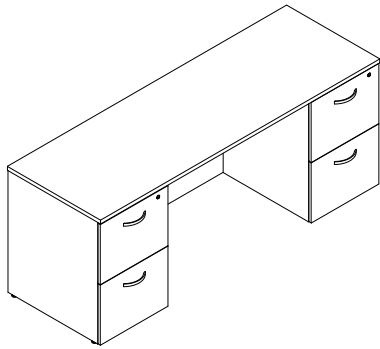


SPECIAL NOTES



ORDER CODE SAMPLE						
ITEM CODE	WIDTH	DEPTH	HEIGHT	LAMINATE	LOCK	OPTION
NDREN	W60	D30	H29	M1	LBB	HF

- 1" thick LPL gables and modesty with 1" leveling
- Full recessed modesty (FM) is standard; recessed 6" from the approach side
- One pencil tray, file hanging bars and lock(s) included
- Laminate codes - M1: 1" LPL, H1: 1" HPL (worksurface only)
- All standard laminate finishes available
- Specify lock option: BRC standard black 'LBB', silver 'LBS'
- 3/4 modesty (20") 'SM'
- 1/2 modesty panel (12") 'TM'
- High pressure drawer fronts add code 'HF' and add \$557
- 3" Grommet (AG30A) add code(s) 'GL', 'GC' and/or 'GR', add \$76 per grommet
- Pedestals are not finished on the back and visible when less than full modesty is specified.



OVERALL SIZE			LAMINATE	
WIDTH	DEPTH	HEIGHT	PRICE M1	PRICE H1
60"	30"	29"	\$1,916	\$2,116
66"	30"	29"	\$2,010	\$2,209
72"	30"	29"	\$2,080	\$2,278
78"	30"	29"	\$2,116	\$2,317
84"	30"	29"	\$2,177	\$2,377
60"	36"	29"	\$2,027	\$2,228
66"	36"	29"	\$2,122	\$2,322
72"	36"	29"	\$2,136	\$2,338
78"	36"	29"	\$2,180	\$2,382
84"	36"	29"	\$2,377	\$2,480
72"	42"	29"	\$2,338	\$2,539
78"	42"	29"	\$2,370	\$2,571
84"	42"	29"	\$2,405	\$2,607

Features & Specifications

No Charge Options

Optional Extra

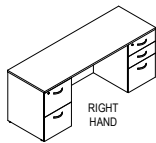
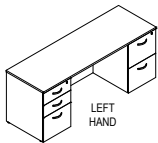
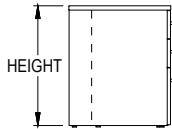
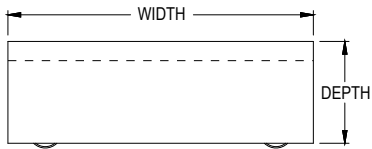

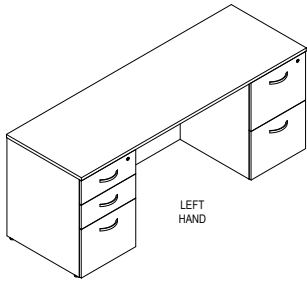


SPECIAL NOTES



ORDER CODE SAMPLE						
ITEM CODE	WIDTH	DEPTH	HEIGHT	LAMINATE	LOCK	OPTION
NDRFN	W60	D30	H29	M1	LBB	HF

- 1" thick LPL gables and modesty with 1" leveling
- Full recessed modesty (FM) is standard; recessed 6" from the approach side
- File hanging bars and lock(s) included
- Laminate codes - M1: 1" LPL, H1: 1" HPL (worksurface only)
- All standard laminate finishes available
- Specify lock option: BRC standard black 'LBB', silver 'LBS'
- 3/4 modesty (20") 'SM'
- 1/2 modesty panel (12") 'TM'
- High pressure drawer fronts add code 'HF' and add \$371
- 3" Grommet (AG30A) add code(s) 'GL', 'GC' and/or 'GR', add \$76 per grommet
- Pedestals are not finished on the back and visible when less than full modesty is specified.



OVERALL SIZE			LAMINATE	
WIDTH	DEPTH	HEIGHT	PRICE M1	PRICE H1
60"	30"	29"	\$1,916	\$2,116
66"	30"	29"	\$2,010	\$2,209
72"	30"	29"	\$2,080	\$2,278
78"	30"	29"	\$2,116	\$2,317
84"	30"	29"	\$2,177	\$2,377
60"	36"	29"	\$2,027	\$2,228
66"	36"	29"	\$2,122	\$2,322
72"	36"	29"	\$2,136	\$2,338
78"	36"	29"	\$2,180	\$2,382
84"	36"	29"	\$2,377	\$2,480
72"	42"	29"	\$2,338	\$2,539
78"	42"	29"	\$2,370	\$2,571
84"	42"	29"	\$2,405	\$2,607

Features & Specifications

No Charge Options

Optional Extra

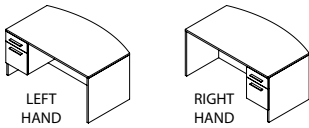
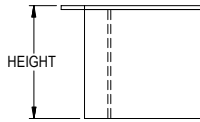
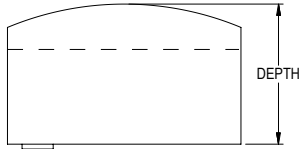
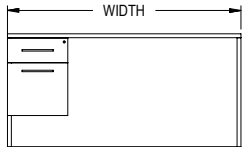
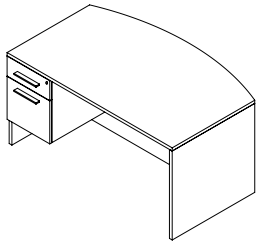


SPECIAL NOTES



ORDER CODE SAMPLE							
ITEM CODE	WIDTH	DEPTH	HEIGHT	LAMINATE	HAND	LOCK	OPTION
NDHAN	W60	D30	H29	M1	R	LBB	HF

- 1" thick LPL gables and modesty with 1" leveling
- Full recessed modesty (FM) is standard; recessed 6" from the approach side
- One pencil tray, file hanging bars and lock(s) included
- Laminate codes - M1: 1" LPL, H1: 1" HPL (worksurface only)
- Specify handedness left 'L' or right 'R' when ordering
- All standard laminate finishes available
- Specify lock option: BRC standard black 'LBB', silver 'LBS'
- 3/4 modesty (20") 'SM'
- 1/2 modesty panel (12") 'TM'
- High pressure drawer fronts add code 'HF' and add \$464
- 3" Grommet (AG30A) add code(s) 'GL', 'GC' and/or 'GR', add \$76 per grommet
- Pedestals are not finished on the back and visible when less than full modesty is specified.



OVERALL SIZE			LAMINATE	
WIDTH	DEPTH	HEIGHT	PRICE M1	PRICE H1
60"	36"	29"	\$1,671	\$1,868
66"	36"	29"	\$1,711	\$1,910
72"	36"	29"	\$1,748	\$1,949
78"	36"	29"	\$1,790	\$1,988
84"	36"	29"	\$1,835	\$2,027
72"	42"	29"	\$1,786	\$1,988
78"	42"	29"	\$1,829	\$2,127
84"	42"	29"	\$1,868	\$2,170

Features & Specifications

No Charge Options

Optional Extra

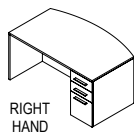
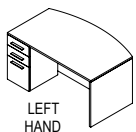
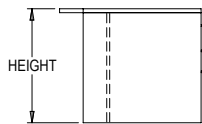
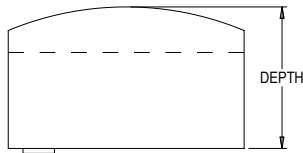
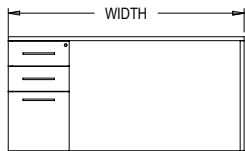
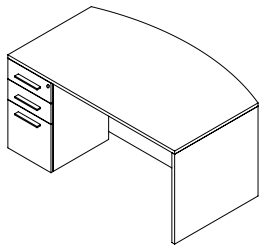


SPECIAL NOTES



ORDER CODE SAMPLE							
ITEM CODE	WIDTH	DEPTH	HEIGHT	LAMINATE	HAND	LOCK	OPTION
NDKAN	W60	D36	H29	M1	L	LBB	HF

- 1" thick LPL gables and modesty with 1" leveling
- 3/4 recessed modesty (SM) is standard; recessed 12" from front edge of bow
- One pencil tray, file hanging bars and lock(s) included
- Laminate codes - M1: 1" LPL, H1: 1" HPL (worksurface only)
- Specify handedness left 'L' or right 'R' when ordering
- All standard laminate finishes available
- Specify lock option: BRC standard black 'LBB', silver 'LBS'
- Full modesty panel 'FM'
- 1/2 modesty panel (12") 'TM'
- High pressure drawer fronts add code 'HF' and add \$187
- 3" Grommet (AG30A) add code(s) 'GL', 'GC' and/or 'GR', add \$76 per grommet
- Pedestals are not finished on the back and visible when less than full modesty is specified.



OVERALL SIZE			LAMINATE	
WIDTH	DEPTH	HEIGHT	PRICE M1	PRICE H1
60"	36"	29"	\$1,868	\$2,068
66"	36"	29"	\$1,910	\$2,110
72"	36"	29"	\$1,949	\$2,150
78"	36"	29"	\$1,993	\$2,191
84"	36"	29"	\$2,036	\$2,231
72"	42"	29"	\$1,988	\$2,188
78"	42"	29"	\$2,028	\$2,230
84"	42"	29"	\$2,068	\$2,267

Features & Specifications

No Charge Options

Optional Extra

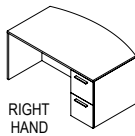
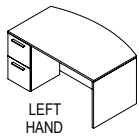
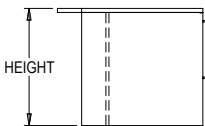
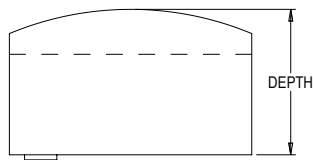
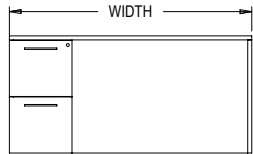
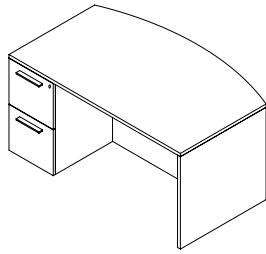


SPECIAL NOTES



ORDER CODE SAMPLE							
ITEM CODE	WIDTH	DEPTH	HEIGHT	LAMINATE	HAND	LOCK	OPTION
NDLAN	W60	D36	H29	M1	L	LBB	HF

- 1" thick LPL gables and modesty with 1" leveling
- Full recessed modesty (FM) is standard; recessed 12" from front edge of bow
- One pencil tray, file hanging bars and lock(s) included
- Laminate codes - M1: 1" LPL, H1: 1" HPL (worksurface only)
- Specify handedness left 'L' or right 'R' when ordering
- All standard laminate finishes available
- Specify lock option: BRC standard black 'LBB', silver 'LBS'
- 3/4 modesty (20") 'SM'
- 1/2 modesty panel (12") 'TM'
- High pressure drawer fronts add code 'HF' and add \$278
- 3" Grommet (AG30A) add code(s) 'GL', 'GC' and/or 'GR', add \$76 per grommet
- Pedestals are not finished on the back and visible when less than full modesty is specified.



OVERALL SIZE			LAMINATE	
WIDTH	DEPTH	HEIGHT	PRICE M1	PRICE H1
60"	36"	29"	\$1,868	\$2,068
66"	36"	29"	\$1,910	\$2,110
72"	36"	29"	\$1,949	\$2,150
78"	36"	29"	\$1,993	\$2,191
84"	36"	29"	\$2,036	\$2,231
72"	42"	29"	\$1,988	\$2,188
78"	42"	29"	\$2,028	\$2,230
84"	42"	29"	\$2,068	\$2,267

Features & Specifications

No Charge Options

Optional Extra

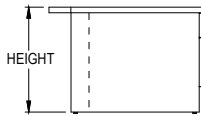
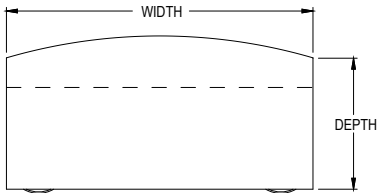

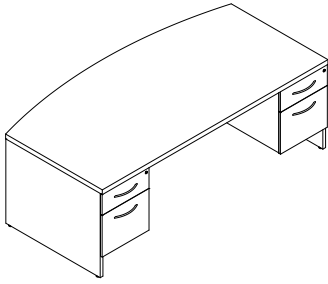


SPECIAL NOTES



ORDER CODE SAMPLE							
ITEM CODE	WIDTH	DEPTH	HEIGHT	LAMINATE	HAND	LOCK	OPTION
NDMAN	W60	D36	H29	M1	R	LBB	HF

- 1" thick LPL gables and modesty with 1" leveling
- Full recessed modesty (FM) is standard; recessed 12" from front edge of bow
- File hanging bars and lock(s) included
- Laminate codes - M1: 1" LPL, H1: 1" HPL (worksurface only)
- Specify handedness left 'L' or right 'R' when ordering
- All standard laminate finishes available
- Specify lock option: BRC standard black 'LBB', silver 'LBS'
- 3/4 modesty (20") 'SM'
- 1/2 modesty panel (12") 'TM'
- High pressure drawer fronts add code 'HF' and add \$187
- 3" Grommet (AG30A) add code(s) 'GL', 'GC' and/or 'GR', add \$76 per grommet
- Pedestals are not finished on the back and visible when less than full modesty is specified.



OVERALL SIZE			LAMINATE	
WIDTH	DEPTH	HEIGHT	PRICE M1	PRICE H1
60"	36"	29"	\$1,868	\$2,068
66"	36"	29"	\$1,910	\$2,110
72"	36"	29"	\$1,949	\$2,150
78"	36"	29"	\$1,991	\$2,189
84"	36"	29"	\$2,027	2,211
72"	42"	29"	\$1,988	\$2,188
78"	42"	29"	\$2,028	\$2,228
84"	42"	29"	\$2,067	\$2,266

Features & Specifications

No Charge Options

Optional Extra



SPECIAL NOTES



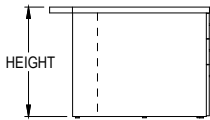
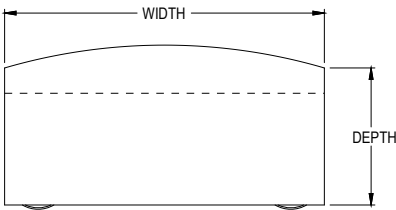

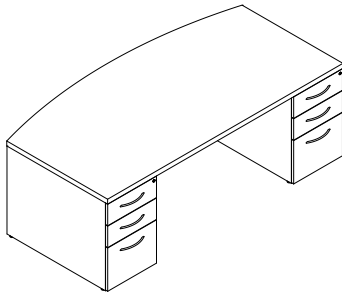
ORDER CODE SAMPLE						
ITEM CODE	WIDTH	DEPTH	HEIGHT	LAMINATE	LOCK	OPTION
NDNAN	W60	D36	H29	M1	LBB	HF

- 1" thick LPL gables and modesty with 1" leveling
- 3/4 recessed modesty (SM) is standard; recessed 12" from front edge of bow
- One pencil tray, file hanging bars and lock(s) included
- Laminate codes - M1: 1" LPL, H1: 1" HPL (worksurface only)

- All standard laminate finishes available
- Specify lock option: BRC standard black 'LBB', silver 'LBS'
- Full modesty panel 'FM'
- 1/2 modesty panel (12") 'TM'

- High pressure drawer fronts add code 'HF' and add \$371
- 3" Grommet (AG30A) add code(s) 'GL', 'GC' and/or 'GR', add \$76 per grommet

- Pedestals are not finished on the back and visible when less than full modesty is specified.



OVERALL SIZE			LAMINATE	
WIDTH	DEPTH	HEIGHT	PRICE M1	PRICE H1
60"	36"	29"	\$2,267	\$2,470
66"	36"	29"	\$2,312	\$2,520
72"	36"	29"	\$2,349	\$2,549
78"	36"	29"	\$2,392	\$2,593
84"	36"	29"	\$2,434	\$2,635
72"	42"	29"	\$2,389	\$2,589
78"	42"	29"	\$2,431	\$2,629
84"	42"	29"	\$2,466	\$2,667

Features & Specifications

No Charge Options

Optional Extra



SPECIAL NOTES



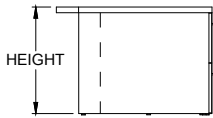
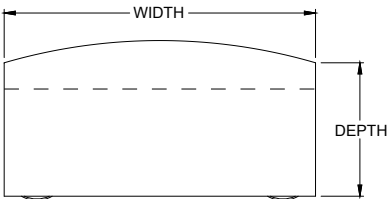
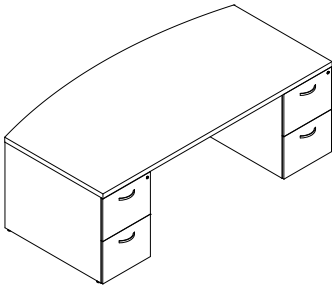
ORDER CODE SAMPLE						
ITEM CODE	WIDTH	DEPTH	HEIGHT	LAMINATE	LOCK	OPTION
NDRCN	W60	D36	H29	M1	LBB	HF

- 1" thick LPL gables and modesty with 1" leveling
- Full recessed modesty (FM) is standard; recessed 12" from front edge of bow
- One pencil tray, file hanging bars and lock(s) included
- Laminate codes - M1: 1" LPL, H1: 1" HPL (worksurface only)

- All standard laminate finishes available
- Specify lock option: BRC standard black 'LBB', silver 'LBS'
- 3/4 modesty (20") 'SM'
- 1/2 modesty panel (12") 'TM'

- High pressure drawer fronts add code 'HF' and add \$557
- 3" Grommet (AG30A) add code(s) 'GL', 'GC' and/or 'GR', add \$76 per grommet

- Pedestals are not finished on the back and visible when less than full modesty is specified.



OVERALL SIZE			LAMINATE	
WIDTH	DEPTH	HEIGHT	PRICE M1	PRICE H1
60"	36"	29"	\$2,267	\$2,470
66"	36"	29"	\$2,312	\$2,520
72"	36"	29"	\$2,349	\$2,549
78"	36"	29"	\$2,392	\$2,593
84"	36"	29"	\$2,434	\$2,635
72"	42"	29"	\$2,389	\$2,589
78"	42"	29"	\$2,431	\$2,629
84"	42"	29"	\$2,466	\$2,667

Features & Specifications

No Charge Options

Optional Extra



SPECIAL NOTES



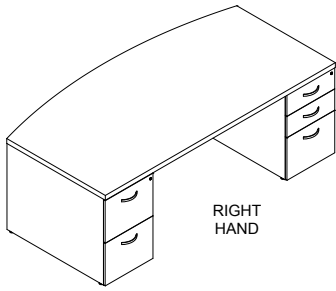
ORDER CODE SAMPLE						
ITEM CODE	WIDTH	DEPTH	HEIGHT	LAMINATE	LOCK	OPTION
NDRGN	W60	D36	H29	M1	LBB	HF

- 1" thick LPL gables and modesty with 1" leveling
- Full recessed modesty (FM) is standard; recessed 12" from front edge of bow
- File hanging bars and lock(s) included
- Laminate codes - M1: 1" LPL, H1: 1" HPL (worksurface only)

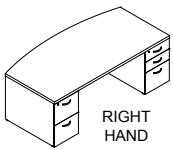
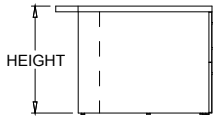
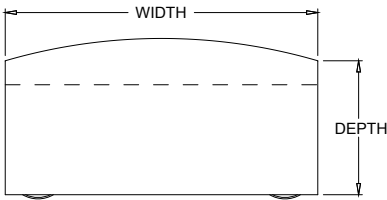

- All standard laminate finishes available
- Specify lock option: BRC standard black 'LBB', silver 'LBS'
- 3/4 modesty (20") 'SM'
- 1/2 modesty panel (12") 'TM'

- High pressure drawer fronts add code 'HF' and add \$371
- 3" Grommet (AG30A) add code(s) 'GL', 'GC' and/or 'GR', add \$76 per grommet

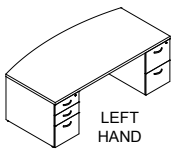
- Pedestals are not finished on the back and visible when less than full modesty is specified.



RIGHT HAND



RIGHT HAND



LEFT HAND

OVERALL SIZE			LAMINATE	
WIDTH	DEPTH	HEIGHT	PRICE M1	PRICE H1
60"	36"	29"	\$2,267	\$2,470
66"	36"	29"	\$2,312	\$2,520
72"	36"	29"	\$2,349	\$2,549
78"	36"	29"	\$2,392	\$2,593
84"	36"	29"	\$2,434	\$2,635
72"	42"	29"	\$2,389	\$2,589
78"	42"	29"	\$2,431	\$2,629
84"	42"	29"	\$2,466	\$2,667

Features & Specifications

No Charge Options

Optional Extra

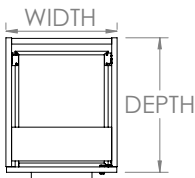
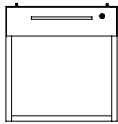
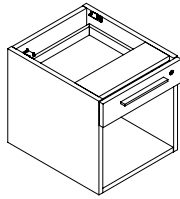


SPECIAL NOTES



ORDER CODE SAMPLE							
ITEM CODE	WIDTH	DEPTH	HEIGHT	LAMINATE	HAND	LOCK	OPTION
NDRAN	W60	D36	H29	M1	R	LBB	HF

- 1" thick LPL gables and modesty with 1" leveling
- Full recessed modesty (FM) is standard; recessed 12" from front edge of bow
- One pencil tray, file hanging bars and lock(s) included
- Laminate codes - M1: 1" LPL, H1: 1" HPL (worksurface only)
- Specify handedness left 'L' or right 'R' when ordering
- All standard laminate finishes available
- Specify lock option: BRC standard black 'LBB', silver 'LBS'
- 3/4 modesty (20") 'SM'
- 1/2 modesty panel (12") 'TM'
- High pressure drawer fronts add code 'HF' and add \$464
- 3" Grommet (AG30A) add code(s) 'GL', 'GC' and/or 'GR', add \$76 per grommet
- Pedestals are not finished on the back and visible when less than full modesty is specified.



OVERALL SIZE			LAMINATE
WIDTH	DEPTH	HEIGHT	PRICE
15.75"	18.75"	16"	490



ORDER CODE SAMPLE					
ITEM CODE	WIDTH	DEPTH	HEIGHT	LOCK	OPTION
NSBSA	W15.75	D18.75	H16	LBB	HF

Features & Specifications

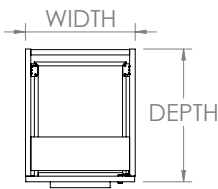
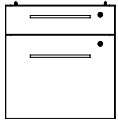
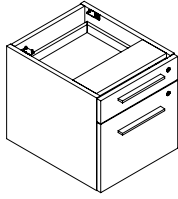
- All laminate 0.75" LPL construction
- Undersurface mounting hardware included

No Charge Options

- All standard laminate finishes available
- Specify lock option: BRC standard black 'LBB', silver 'LBS'

Optional Extra

- High pressure drawer fronts add code 'HF' and add \$116



OVERALL SIZE			LAMINATE
WIDTH	DEPTH	HEIGHT	PRICE
15.75"	18.75"	16"	605



ORDER CODE SAMPLE					
ITEM CODE	WIDTH	DEPTH	HEIGHT	LOCK	OPTION
NSBFA	W15.75	D18.75	H16	LBB	HF

Features & Specifications

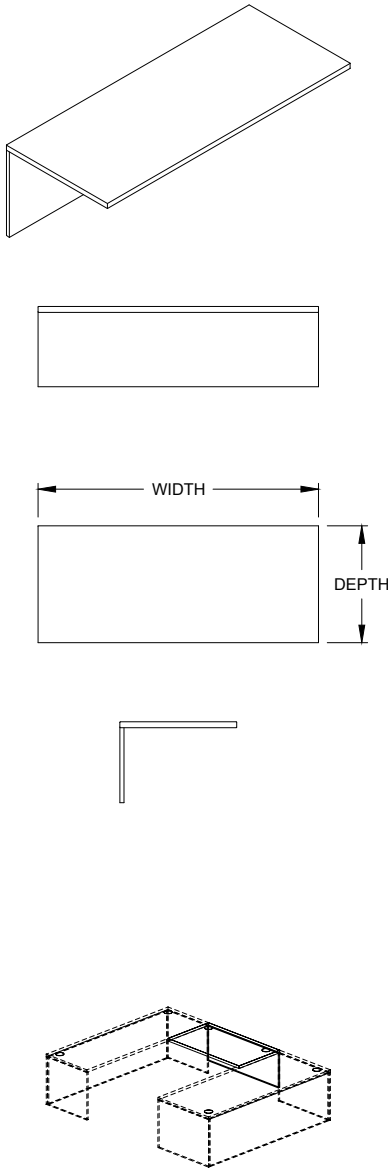
- All laminate 0.75" LPL construction
- Lower storage is closed hinged door
- Undersurface mounting hardware included

No Charge Options

- All standard laminate finishes available
- Specify lock option: BRC standard black 'LBB', silver 'LBS'

Optional Extra

- High pressure drawer fronts add code 'HF' and add \$232



Features & Specifications

No Charge Options

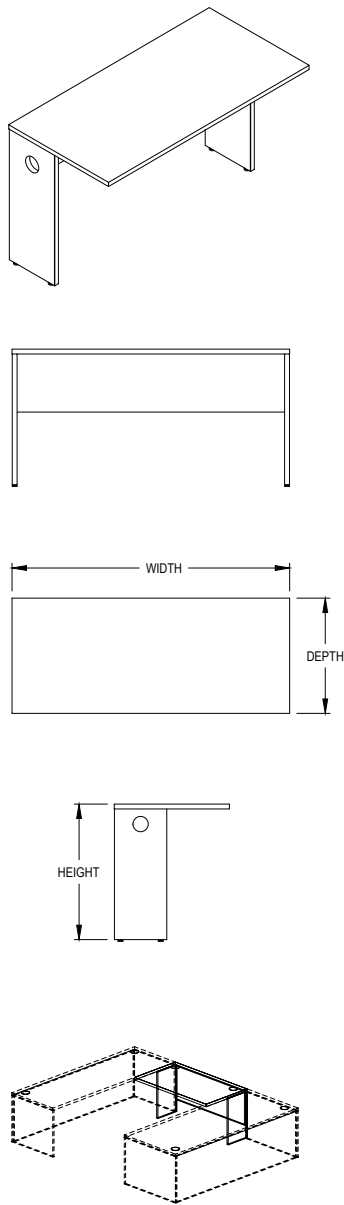
Optional Extra

OVERALL SIZE		LAMINATE	
WIDTH	DEPTH	PRICE <i>M1</i>	PRICE <i>H1</i>
30	20	\$385	\$583
36	20	\$392	\$591
42	20	\$402	\$604
48	20	\$458	\$658
30	24	\$500	\$575
36	24	\$547	\$634
42	24	\$596	\$699
48	24	\$605	\$710
54	24	\$754	\$897
60	24	\$828	\$986
30	30	\$527	\$604
36	30	\$575	\$667
42	30	\$628	\$735
48	30	\$636	\$745
54	30	\$793	\$941
60	30	\$871	\$1,036



ORDER CODE SAMPLE				
ITEM CODE	WIDTH	DEPTH	LAMINATE	OPTION
NBRTN	W30	D20	<i>M1</i>	<i>FM</i>

- 1" Thick LPL construction
 - 3/4 Flush modesty (SM) is standard
 - Includes flat brackets (NAFLA) with attaching hardware, two sets
 - Laminate codes - *M1*: 1" LPL, *H1*: 1" HPL (worksurface only)
-
- All standard laminate finishes available
 - Full modesty panel '*FM*'
 - 1/2 modesty panel (12") '*TM*'
-
- 1/4 modesty panels (7") '*QM*' add \$224
 - 3" Grommet (AG30A) add code(s) '*GL*', '*GC*' and/or '*GR*', add \$76 per grommet



Features & Specifications

No Charge Options

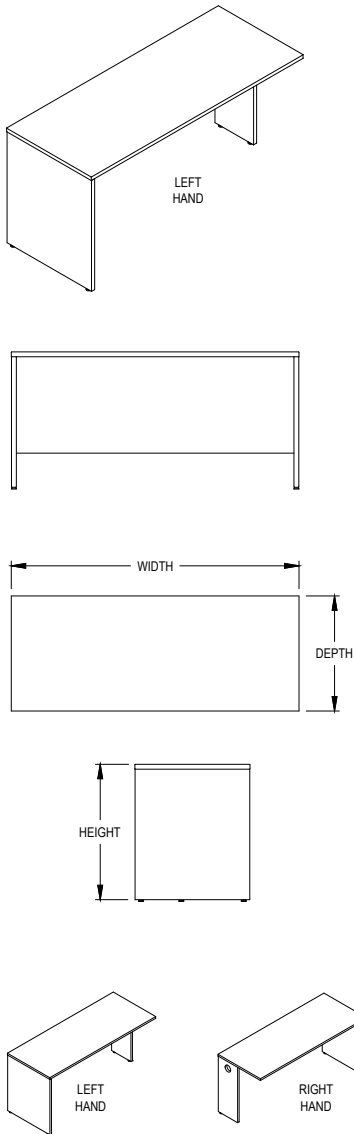
Optional Extra

OVERALL SIZE			LAMINATE	
WIDTH	DEPTH	HEIGHT	PRICE M1	PRICE H1
24"	20"	29"	\$562	\$803
30"	20"	29"	\$569	\$809
36"	20"	29"	\$613	\$851
42"	20"	29"	\$659	\$900
48"	20"	29"	\$699	\$938
54"	20"	29"	\$735	\$972
60"	20"	29"	\$740	\$981
72"	20"	29"	\$799	\$1,040
84"	20"	29"	\$1,184	\$1,421
24"	24"	29"	\$562	\$803
30"	24"	29"	\$569	\$809
36"	24"	29"	\$613	\$851
42"	24"	29"	\$659	\$900
48"	24"	29"	\$699	\$938
54"	24"	29"	\$735	\$972
60"	24"	29"	\$740	\$981
72"	24"	29"	\$799	\$1,040
84"	24"	29"	\$1,184	\$1,421
24"	30"	29"	\$606	\$840
30"	30"	29"	\$641	\$880
36"	30"	29"	\$670	\$912
42"	30"	29"	\$696	\$936
48"	30"	29"	\$748	\$987
54"	30"	29"	\$794	\$1,034
60"	30"	29"	\$803	\$1,042
72"	30"	29"	\$890	\$1,080
84"	30"	29"	\$1,279	\$1,459



ORDER CODE SAMPLE					
ITEM CODE	WIDTH	DEPTH	HEIGHT	LAMINATE	OPTION
NBRDN	W30	D20	H29	M1	FM

- 1" thick LPL gables and modesty with 1" leveling
 - 3/4 Flush modesty (SM) is standard
 - Recessed gable(s) include grommet for wire pass through
 - Includes flat brackets (NAFLA) with attaching hardware, two sets
 - Laminate codes - M1: 1" LPL, H1: 1" HPL (worksurface only)
-
- All standard laminate finishes available
 - Full modesty panel 'FM'
 - 1/2 modesty panel (12") 'TM'
-
- 1/4 modesty panels (7") 'QM' add \$224
 - 3" Grommet (AG30A) add code(s) 'GL', 'GC' and/or 'GR', add \$76 per grommet



Features & Specifications

No Charge Options

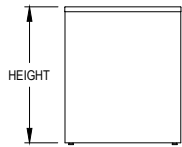
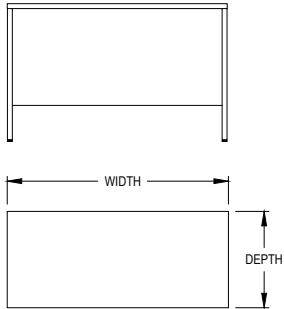
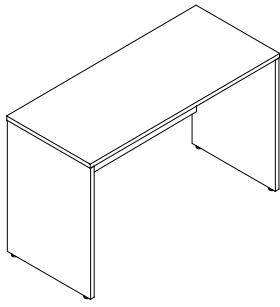
Optional Extra

OVERALL SIZE			LAMINATE	
WIDTH	DEPTH	HEIGHT	PRICE M1	PRICE H1
24"	20"	29"	\$562	\$803
30"	20"	29"	\$569	\$809
36"	20"	29"	\$613	\$851
42"	20"	29"	\$659	\$900
48"	20"	29"	\$699	\$938
54"	20"	29"	\$735	\$972
60"	20"	29"	\$740	\$981
72"	20"	29"	\$799	\$1,040
84"	20"	29"	\$1,184	\$1,421
24"	24"	29"	\$562	\$803
30"	24"	29"	\$569	\$809
36"	24"	29"	\$613	\$851
42"	24"	29"	\$659	\$900
48"	24"	29"	\$699	\$938
54"	24"	29"	\$735	\$972
60"	24"	29"	\$740	\$981
72"	24"	29"	\$799	\$1,040
84"	24"	29"	\$1,184	\$1,421
24"	30"	29"	\$606	\$840
30"	30"	29"	\$641	\$880
36"	30"	29"	\$670	\$912
42"	30"	29"	\$696	\$936
48"	30"	29"	\$748	\$987
54"	30"	29"	\$794	\$1,034
60"	30"	29"	\$803	\$1,042
72"	30"	29"	\$890	\$1,080
84"	30"	29"	\$1,279	\$1,459



ORDER CODE SAMPLE						
ITEM CODE	WIDTH	DEPTH	HEIGHT	LAMINATE	HAND	OPTION
NRTAN	W24	D20	H29	M1	R	FM

- 1" thick LPL gables and modesty with 1" leveling
 - 3/4 Flush modesty (SM) is standard
 - Recessed gable(s) include grommet for wire pass through
 - Includes flat brackets (NAFLA) with attaching hardware, one set
 - Laminate codes - M1: 1" LPL, H1: 1" HPL (worksurface only)
 - Specify handedness left 'L' or right 'R' when ordering
-
- All standard laminate finishes available
 - Full modesty panel 'FM'
 - 1/2 modesty panel (12") 'TM'
-
- 1/4 modesty panels (7") 'QM' add \$224
 - 3" Grommet (AG30A) add code(s) 'GL', 'GC' and/or 'GR', add \$76 per grommet



OVERALL SIZE			LAMINATE	
WIDTH	DEPTH	HEIGHT	PRICE M1	PRICE H1
24"	20"	29"	\$562	\$803
30"	20"	29"	\$569	\$809
36"	20"	29"	\$613	\$851
42"	20"	29"	\$659	\$900
48"	20"	29"	\$699	\$938
54"	20"	29"	\$735	\$972
60"	20"	29"	\$740	\$981
72"	20"	29"	\$799	\$1,040
84"	20"	29"	\$1,184	\$1,421
24"	24"	29"	\$562	\$803
30"	24"	29"	\$569	\$809
36"	24"	29"	\$613	\$851
42"	24"	29"	\$659	\$900
48"	24"	29"	\$699	\$938
54"	24"	29"	\$735	\$972
60"	24"	29"	\$740	\$981
72"	24"	29"	\$799	\$1,040
84"	24"	29"	\$1,184	\$1,421
24"	30"	29"	\$606	\$840
30"	30"	29"	\$641	\$880
36"	30"	29"	\$670	\$912
42"	30"	29"	\$696	\$936
48"	30"	29"	\$748	\$987
54"	30"	29"	\$794	\$1,034
60"	30"	29"	\$803	\$1,042
72"	30"	29"	\$890	\$1,080
84"	30"	29"	\$1,279	\$1,459

Features & Specifications



ORDER CODE SAMPLE					
ITEM CODE	WIDTH	DEPTH	HEIGHT	LAMINATE	OPTION
NTTFN	W24	D20	H29	M1	FM

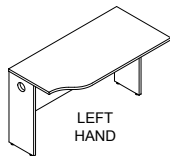
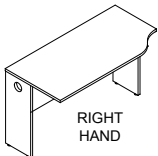
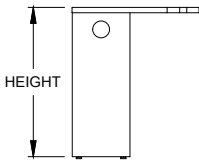
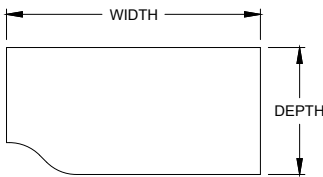

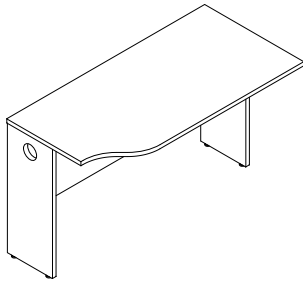
- 1" thick LPL gables and modesty with 1" leveling
- 3/4 Flush modesty (SM) is standard
- Laminate codes - M1: 1" LPL, H1: 1" HPL (worksurface only)

No Charge Options

- All standard laminate finishes available
- Full modesty panel 'FM'
- 1/2 modesty panel (12") 'TM'

Optional Extra

- 1/4 modesty panels (7") 'QM' add \$224
- 3" Grommet (AG30A) add code(s) 'GL', 'GC' and/or 'GR', add \$76 per grommet



Features & Specifications

No Charge Options

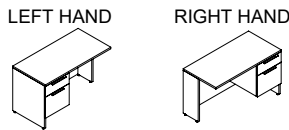
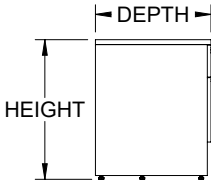
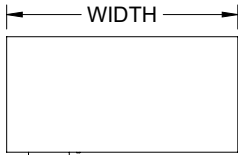
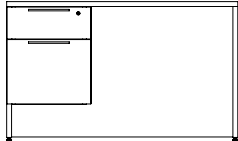
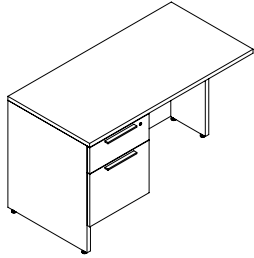
Optional Extra

OVERALL SIZE			LAMINATE	
WIDTH	DEPTH	HEIGHT	PRICE M1	PRICE H1
24"	24"	29"	\$604	\$803
30"	24"	29"	\$618	\$820
36"	24"	29"	\$655	\$853
42"	24"	29"	\$699	\$900
48"	24"	29"	\$740	\$936
54"	24"	29"	\$763	\$970
60"	24"	29"	\$767	\$1,002
24"	30"	29"	\$663	\$864
30"	30"	29"	\$670	\$870
36"	30"	29"	\$711	\$912
42"	30"	29"	\$750	\$951
48"	30"	29"	\$779	\$958
54"	30"	29"	\$822	\$988
60"	30"	29"	\$849	\$1,023



ORDER CODE SAMPLE						
ITEM CODE	WIDTH	DEPTH	HEIGHT	LAMINATE	HAND	OPTION
NBSAN	W24	D30	H29	M1	L	FM

- 1" thick LPL gables and modesty with 1" leveling
- 3/4 Flush modesty (SM) is standard
- Recessed gable(s) include grommet for wire pass through
- Includes flat brackets (NAFLA) with attaching hardware, two sets
- Laminate codes - M1: 1" LPL, H1: 1" HPL (worksurface only)
- Specify handedness left 'L' or right 'R' when ordering
- All standard laminate finishes available
- Full modesty panel 'FM'
- 1/2 modesty panel (12") 'TM'
- 1/4 modesty panels (7") 'QM' add \$224
- 3" Grommet (AG30A) add code(s) 'GL', 'GC' and/or 'GR', add \$76 per grommet



OVERALL SIZE			LAMINATE	
WIDTH	DEPTH	HEIGHT	PRICE M1	PRICE H1
30"	20"	29"	\$962	\$1,186
36"	20"	29"	\$1,009	\$1,227
42"	20"	29"	\$1,053	\$1,272
48"	20"	29"	\$1,096	\$1,314
54"	20"	29"	\$626	\$1,408
60"	20"	29"	\$1,237	\$1,500
30"	24"	29"	\$1,053	\$1,270
36"	24"	29"	\$1,096	\$1,314
42"	24"	29"	\$1,142	\$1,361
48"	24"	29"	\$1,152	\$1,374
54"	24"	29"	\$1,264	\$1,502
60"	24"	29"	\$1,368	\$1,632
30"	30"	29"	\$1,137	\$1,374
36"	30"	29"	\$1,184	\$1,420
42"	30"	29"	\$1,233	\$1,470
48"	30"	29"	\$1,246	\$1,484
54"	30"	29"	\$1,364	\$1,622
60"	30"	29"	\$1,479	\$1,763



ORDER CODE SAMPLE							
ITEM CODE	WIDTH	DEPTH	HEIGHT	LAMINATE	HAND	LOCK	OPTION
NTSAN	W30	D20	H29	M1	R	LBB	QM HF

Features & Specifications

- 1" thick LPL gables and modesty with 1" leveling
- 3/4 Flush modesty (SM) is standard
- Recessed gable(s) include grommet for wire pass through
- Includes flat brackets (NAFLA) with attaching hardware, one set
- One pencil tray, file hanging bars and lock(s) included
- Laminate codes - M1: 1" LPL, H1: 1" HPL (worksurface only)
- Specify handedness left 'L' or right 'R' when ordering

No Charge Options

- All standard laminate finishes available
- Specify lock option: BRC standard black 'LBB', silver 'LBS'
- Full modesty panel 'FM'
- 1/2 modesty panel (12") 'TM'

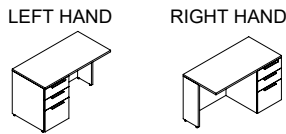
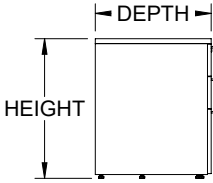
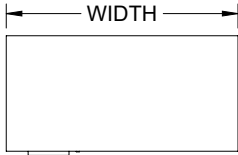
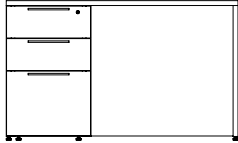
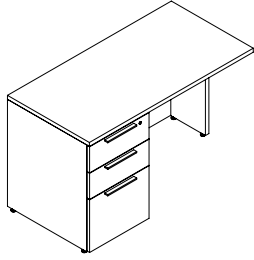
Optional Extra

- 1/4 modesty panels (7") 'QM' add \$224
- High pressure drawer fronts add code 'HF' and add \$371
- 3" Grommet (AG30A) add code(s) 'GL', 'GC' and/or 'GR', add \$76 per grommet



SPECIAL NOTES

- Pedestals are not finished on the back and visible when less than full modesty is specified.



OVERALL SIZE			LAMINATE	
WIDTH	DEPTH	HEIGHT	PRICE M1	PRICE H1
30"	20"	29"	\$1,186	\$1,406
36"	20"	29"	\$1,227	\$1,448
42"	20"	29"	\$1,272	\$1,495
48"	20"	29"	\$1,314	\$1,538
54"	20"	29"	\$1,388	\$1,631
60"	20"	29"	\$1,456	\$1,718
30"	24"	29"	\$1,272	\$1,495
36"	24"	29"	\$1,320	\$1,538
42"	24"	29"	\$1,361	\$1,580
48"	24"	29"	\$1,374	\$1,607
54"	24"	29"	\$1,468	\$1,730
60"	24"	29"	\$1,586	\$1,852
30"	30"	29"	\$1,376	\$1,613
36"	30"	29"	\$1,425	\$1,662
42"	30"	29"	\$1,470	\$1,708
48"	30"	29"	\$1,484	\$1,735
54"	30"	29"	\$1,585	\$1,870
60"	30"	29"	\$1,714	\$1,999

Features & Specifications



ORDER CODE SAMPLE							
ITEM CODE	WIDTH	DEPTH	HEIGHT	LAMINATE	HAND	LOCK	OPTION
NTBAZ	W30	D20	H29	M1	L	LBB	HF

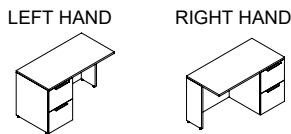
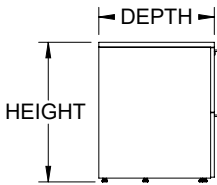
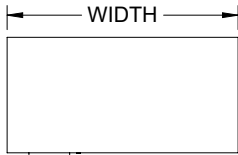
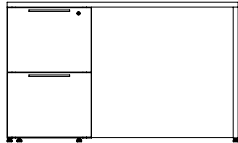
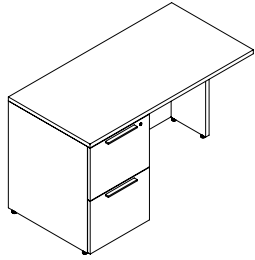
No Charge Options

Optional Extra



SPECIAL NOTES

- 1" thick LPL gables and modesty with 1" leveling
- Full flush modesty (FM) is standard
- Recessed gable(s) include grommet for wire pass through
- Includes flat brackets (NAFLA) with attaching hardware, one set
- One pencil tray, file hanging bars and lock(s) included
- Laminate codes - M1: 1" LPL, H1: 1" HPL (worksurface only)
- Specify handedness left 'L' or right 'R' when ordering
- All standard laminate finishes available
- Specify lock option: BRC standard black 'LBB', silver 'LBS'
- 3/4 modesty (20") 'SM'
- 1/2 modesty panel (12") 'TM'
- High pressure drawer fronts add code 'HF' and add \$278
- 3" Grommet (AG30A) add code(s) 'GL', 'GC' and/or 'GR', add \$76 per grommet
- Pedestals are not finished on the back and visible when less than full modesty is specified.



OVERALL SIZE			LAMINATE	
WIDTH	DEPTH	HEIGHT	PRICE M1	PRICE H1
30"	20"	29"	\$1,076	\$1,278
36"	20"	29"	\$1,118	\$1,314
42"	20"	29"	\$1,158	\$1,358
48"	20"	29"	\$1,198	\$1,397
54"	20"	29"	\$1,260	\$1,479
60"	20"	29"	\$1,324	\$1,564
30"	24"	29"	\$1,158	\$1,358
36"	24"	29"	\$1,200	\$1,397
42"	24"	29"	\$1,237	\$1,437
48"	24"	29"	\$1,246	\$1,461
54"	24"	29"	\$1,333	\$1,574
60"	24"	29"	\$1,443	\$1,682
30"	30"	29"	\$1,251	\$1,468
36"	30"	29"	\$1,294	\$1,511
42"	30"	29"	\$1,337	\$1,553
48"	30"	29"	\$1,346	\$1,579
54"	30"	29"	\$1,441	\$1,699
60"	30"	29"	\$1,558	\$1,817

Features & Specifications

No Charge Options

Optional Extra



SPECIAL NOTES



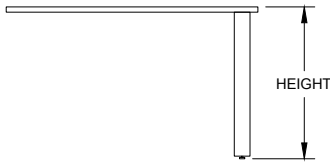
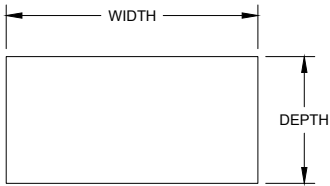
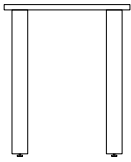
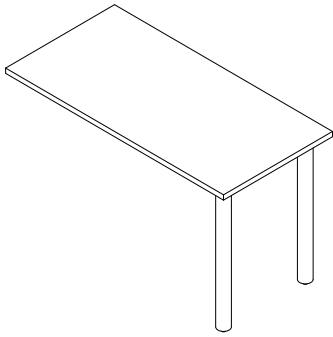
ORDER CODE SAMPLE							
ITEM CODE	WIDTH	DEPTH	HEIGHT	LAMINATE	HAND	LOCK	OPTION
NTFAZ	W30	D20	H29	M1	L	LBB	HF

- 1" thick LPL gables and modesty with 1" leveling
- Full flush modesty (FM) is standard
- Recessed gable(s) include grommet for wire pass through
- Includes flat brackets (NAFLA) with attaching hardware, one set
- File hanging bars and lock(s) included
- Laminate codes - M1: 1" LPL, H1: 1" HPL (worksurface only)
- Specify handedness left 'L' or right 'R' when ordering

- All standard laminate finishes available
- Specify lock option: BRC standard black 'LBB', silver 'LBS'
- 3/4 modesty (20") 'SM'
- 1/2 modesty panel (12") 'TM'

- High pressure drawer fronts add code 'HF' and add \$187
- 3" Grommet (AG30A) add code(s) 'GL', 'GC' and/or 'GR', add \$76 per grommet
- Pedestals are not finished on the back and visible when less than full modesty is specified.





Features & Specifications

No Charge Options

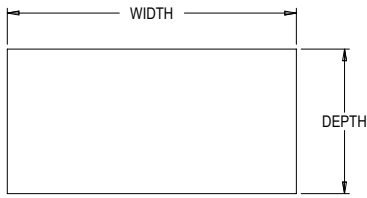
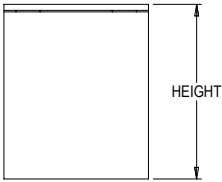
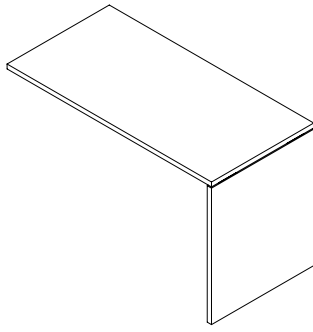
Optional Extra

OVERALL SIZE			LAMINATE	
WIDTH	DEPTH	HEIGHT	PRICE M1	PRICE H1
24"	24"	29"	\$501	\$714
30"	24"	29"	\$528	\$753
36"	24"	29"	\$555	\$791
42"	24"	29"	\$586	\$832
48"	24"	29"	\$616	\$876
54"	24"	29"	\$622	\$881
60"	24"	29"	\$668	\$930
24"	30"	29"	\$528	\$753
30"	30"	29"	\$655	\$881
36"	30"	29"	\$689	\$928
42"	30"	29"	\$724	\$975
48"	30"	29"	\$763	\$1,026
54"	30"	29"	\$799	\$1,066
60"	30"	29"	\$809	\$1,068



ORDER CODE SAMPLE					
ITEM CODE	WIDTH	DEPTH	HEIGHT	LAMINATE	OPTION
NRWPN	W24	D30	H29	M1	GR

- 1" Leveling included
 - Includes two metal 3" diameter post legs
 - Includes flat brackets (NAFLA) with attaching hardware, one set
 - Laminate codes - M1: 1" LPL, H1: 1" HPL (worksurface only)
-
- All standard laminates and metal finishes available
-
- 3" Grommet (AG30A) add code(s) 'GL', 'GC' and/or 'GR', add \$76 per grommet



OVERALL SIZE			LAMINATE	
WIDTH	DEPTH	HEIGHT	PRICE M1	PRICE H1
24"	24"	29"	\$702	\$887
30"	24"	29"	\$725	\$919
36"	24"	29"	\$750	\$955
42"	24"	29"	\$776	\$989
48"	24"	29"	\$803	\$1,028
54"	24"	29"	\$808	\$1,034
60"	24"	29"	\$847	\$1,075
24"	30"	29"	\$725	\$919
30"	30"	29"	\$834	\$1,034
36"	30"	29"	\$864	\$1,072
42"	30"	29"	\$897	\$1,116
48"	30"	29"	\$929	\$1,159
54"	30"	29"	\$960	\$1,189
60"	30"	29"	\$970	\$1,196

Features & Specifications

No Charge Options

Optional Extra



SPECIAL NOTES



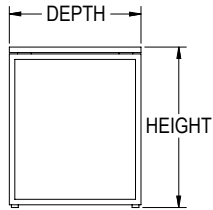
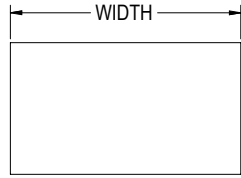
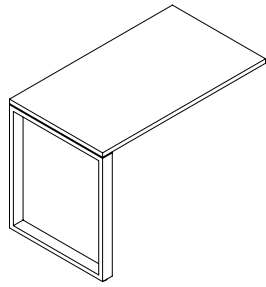
ORDER CODE SAMPLE					
ITEM CODE	WIDTH	DEPTH	HEIGHT	LAMINATE	OPTION
NRWGN	W24	D30	H29	M1	GR

- 1" thick LPL gables with 1" leveling
- Includes two metal L brackets and one laminate end gable
- Includes flat brackets (NAFLA) with attaching hardware, one set
- Laminate codes - M1: 1" LPL, H1: 1" HPL (worksurface only)

- All standard laminate finishes available

- 3" Grommet (AG30A) add code(s) 'GL', 'GC' and/or 'GR', add \$76 per grommet

- Note that gable brackets will prevent undermount storage from sitting flush to the inside of the gable. User must assume at least 6" of clearance.



Features & Specifications

No Charge Options



SPECIAL NOTES

OVERALL SIZE			LAMINATE	
WIDTH	DEPTH	HEIGHT	PRICE M1	PRICE H1
24"	24"	29"	\$939	\$1,151
30"	24"	29"	\$966	\$1,189
36"	24"	29"	\$993	\$1,227
42"	24"	29"	\$1,023	\$1,269
48"	24"	29"	\$1,053	\$1,312
54"	24"	29"	\$1,061	\$1,319
60"	24"	29"	\$1,105	\$1,366
24"	30"	29"	\$966	\$1,189
30"	30"	29"	\$1,091	\$1,319
36"	30"	29"	\$1,126	\$1,364
42"	30"	29"	\$1,161	\$1,414
48"	30"	29"	\$1,200	\$1,464
54"	30"	29"	\$1,237	\$1,500
60"	30"	29"	\$1,246	\$1,505



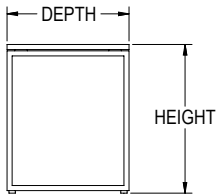
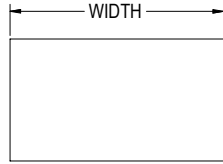
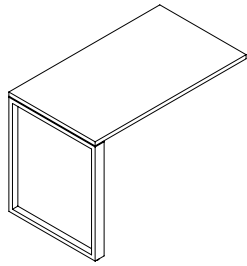
ORDER CODE SAMPLE

ITEM CODE	WIDTH	DEPTH	HEIGHT	LAMINATE
NAHEN	W48	D30	H29	M1

- Tubular steel construction with one inch of leveling
- Includes flat brackets (FAFLA) with attaching hardware, one set
- Laminate codes - *M1*: 1" LPL, *H1*: 1" HPL (worksurface only)

- All standard laminates and metal finishes available

- Note that base upper brackets will prevent undermount storage from sitting flush to the inside of the base. User must assume at least 6" of clearance.



OVERALL SIZE			LAMINATE	
WIDTH	DEPTH	HEIGHT	PRICE M1	PRICE H1
24"	24"	29"	\$1,126	\$1,339
30"	24"	29"	\$1,151	\$1,376
36"	24"	29"	\$1,180	\$1,415
42"	24"	29"	\$1,211	\$1,456
48"	24"	29"	\$1,239	\$1,500
54"	24"	29"	\$1,246	\$1,504
60"	24"	29"	\$1,291	\$1,554
24"	30"	29"	\$1,151	\$1,376
30"	30"	29"	\$1,278	\$1,504
36"	30"	29"	\$1,312	\$1,551
42"	30"	29"	\$1,347	\$1,600
48"	30"	29"	\$1,386	\$1,650
54"	30"	29"	\$1,423	\$1,686
60"	30"	29"	\$1,432	\$1,693

Features & Specifications

No Charge Options



SPECIAL NOTES



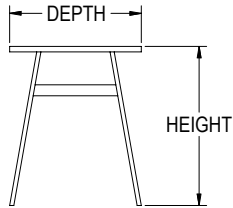

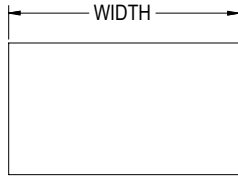

ORDER CODE SAMPLE

ITEM CODE	WIDTH	DEPTH	HEIGHT	LAMINATE
NAHPN	W48	D30	H29	M1

- Tubular steel construction with one inch of leveling
- Includes flat brackets (FAFLA) with attaching hardware, one set
- Laminate insert panel made from 3/4" LPL laminate
- Grain direction runs vertical where applicable
- Laminate codes - M1: 1" LPL, H1: 1" HPL (worksurface only)

- All standard laminates and metal finishes available

- Note that base upper brackets will prevent undermount storage from sitting flush to the inside of the base. User must assume at least 6" of clearance.



Features & Specifications

No Charge Options



SPECIAL NOTES

OVERALL SIZE			LAMINATE	
WIDTH	DEPTH	HEIGHT	PRICE M1	PRICE H1
24"	24"	29"	\$981	\$1,191
30"	24"	29"	\$1,007	\$1,230
36"	24"	29"	\$1,035	\$1,268
42"	24"	29"	\$1,064	\$1,310
48"	24"	29"	\$1,094	\$1,353
54"	24"	29"	\$1,100	\$1,360
60"	24"	29"	\$1,146	\$1,407
24"	30"	29"	\$1,007	\$1,230
30"	30"	29"	\$1,131	\$1,360
36"	30"	29"	\$1,167	\$1,405
42"	30"	29"	\$1,202	\$1,453
48"	30"	29"	\$1,239	\$1,504
54"	30"	29"	\$1,278	\$1,539
60"	30"	29"	\$1,287	\$1,547

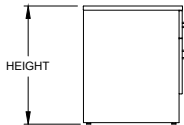
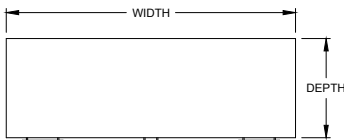
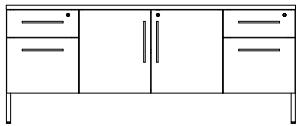
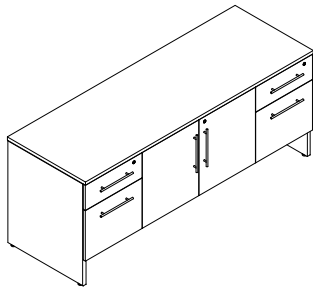


ORDER CODE SAMPLE				
ITEM CODE	WIDTH	DEPTH	HEIGHT	LAMINATE
NAHAN	W48	D30	H29	M1

- Tubular steel construction with one inch of leveling
- Includes flat brackets (FAFLA) with attaching hardware, one set
- Laminate codes - *M1*: 1" LPL, *H1*: 1" HPL (worksurface only)

- All standard laminates and metal finishes available

- Note that base upper brackets will prevent undermount storage from sitting flush to the inside of the base. User must assume at least 6" of clearance.



OVERALL SIZE			LAMINATE	
WIDTH	DEPTH	HEIGHT	PRICE M1	PRICE H1
60"	20"	29"	\$1,834	\$2,071
66"	20"	29"	\$1,883	\$2,124
72"	20"	29"	\$1,949	\$2,188
60"	24"	29"	\$1,933	\$2,175
66"	24"	29"	\$1,953	\$2,195
72"	24"	29"	\$2,014	\$2,255

Features & Specifications

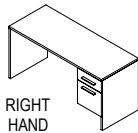
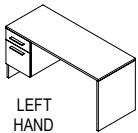
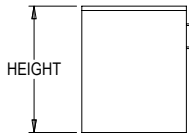
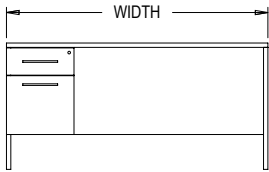
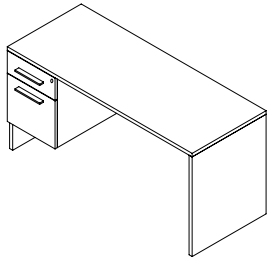
No Charge Options

Optional Extra



ORDER CODE SAMPLE						
ITEM CODE	WIDTH	DEPTH	HEIGHT	LAMINATE	LOCK	OPTION
NCRFN	W60	D20	H29	M1	LBB	HF

- 1" thick LPL gables and modesty with 1" leveling
- 3/4 Flush modesty (SM) is standard
- One pencil tray, file hanging bars and lock(s) included
- Laminate codes - M1: 1" LPL, H1: 1" HPL (top only)
- All standard laminate finishes available
- Specify lock option: BRC standard black 'LBB', silver 'LBS'
- Full modesty panel 'FM'
- High pressure drawer and door fronts add code 'HF' and add \$557



Features & Specifications

No Charge Options

Optional Extra



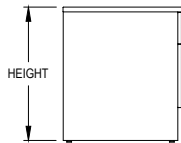
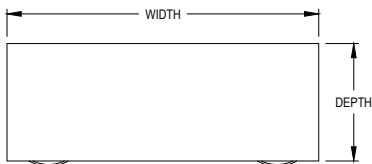
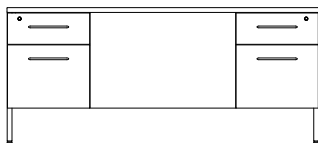
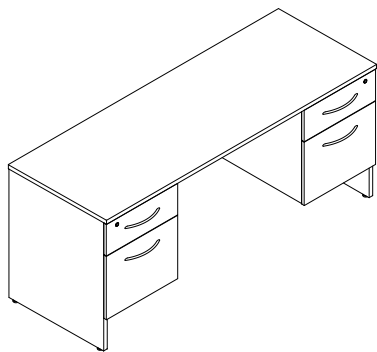
SPECIAL NOTES

OVERALL SIZE			LAMINATE	
WIDTH	DEPTH	HEIGHT	PRICE M1	PRICE H1
48"	20"	29"	\$996	\$1,196
54"	20"	29"	\$1,062	\$1,280
60"	20"	29"	\$1,125	\$1,363
66"	20"	29"	\$1,162	\$1,402
72"	20"	29"	\$1,304	\$1,542
48"	24"	29"	\$1,049	\$1,246
54"	24"	29"	\$1,149	\$1,365
60"	24"	29"	\$1,242	\$1,483
66"	24"	29"	\$1,283	\$1,524
72"	24"	29"	\$1,333	\$1,574



ORDER CODE SAMPLE							
ITEM CODE	WIDTH	DEPTH	HEIGHT	LAMINATE	HAND	LOCK	OPTION
NCRAN	W60	D20	H29	M1	R	LBB	FM HF

- 1" thick LPL gables and modesty with 1" leveling
- 3/4 Flush modesty (SM) is standard
- One pencil tray, file hanging bars and lock(s) included
- Laminate codes - M1: 1" LPL, H1: 1" HPL (top only)
- Specify handedness left 'L' or right 'R' when ordering
- All standard laminate finishes available
- Specify lock option: BRC standard black 'LBB', silver 'LBS'
- Full modesty panel 'FM'
- 1/2 modesty panel (12") 'TM'
- High pressure drawer fronts add code 'HF' and add \$278
- 3" Grommet (AG30A) add code(s) 'GL', 'GC' and/or 'GR', add \$76 per grommet
- Pedestals are not finished on the back and visible when less than full modesty is specified.



OVERALL SIZE			LAMINATE	
WIDTH	DEPTH	HEIGHT	PRICE <i>M1</i>	PRICE <i>H1</i>
60"	20"	29"	\$1,464	\$1,702
66"	20"	29"	\$1,502	\$1,743
72"	20"	29"	\$1,574	\$1,812
60"	24"	29"	\$1,585	\$1,742
66"	24"	29"	\$1,630	\$1,867
72"	24"	29"	\$1,664	\$1,904

Features & Specifications

No Charge Options

Optional Extra

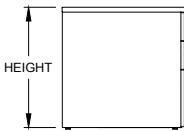
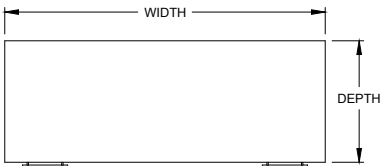

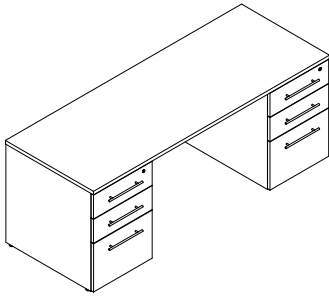


SPECIAL NOTES



ORDER CODE SAMPLE						
ITEM CODE	WIDTH	DEPTH	HEIGHT	LAMINATE	LOCK	OPTION
NCRKN	W60	D20	H29	<i>M1</i>	<i>LBB</i>	<i>HF</i>

- 1" Leveling included with 1" thick LPL gables and modesty
- 3/4 Flush modesty (SM) is standard
- One pencil tray, file hanging bars and lock(s) included
- Laminate codes - *M1*: 1" LPL, *H1*: 1" HPL (top only)
- All standard laminate finishes available
- Specify lock option: BRC standard black '*LBB*', silver '*LBS*'
- Full modesty panel '*FM*'
- 1/2 modesty panel (12") '*TM*'
- High pressure drawer fronts add code '*HF*' and add \$371
- Pedestals are not finished on the back and visible when less than full modesty is specified.



OVERALL SIZE			LAMINATE	
WIDTH	DEPTH	HEIGHT	PRICE M1	PRICE H1
60"	20"	29"	\$1,863	\$2,102
66"	20"	29"	\$1,904	\$2,143
72"	20"	29"	\$1,974	\$2,212
60"	24"	29"	\$1,984	\$2,141
66"	24"	29"	\$2,027	\$2,266
72"	24"	29"	\$2,064	\$2,260



ORDER CODE SAMPLE						
ITEM CODE	WIDTH	DEPTH	HEIGHT	LAMINATE	LOCK	OPTION
NCKBZ	W60	D20	H29	M1	LBB	HF

Features & Specifications

- 1" thick LPL gables and modesty with 1" leveling
- Full flush modesty (FM) is standard
- One pencil tray, file hanging bars and lock(s) included
- Laminate codes - M1: 1" LPL, H1: 1" HPL (top only)

No Charge Options

- All standard laminate finishes available
- Specify lock option: BRC standard black 'LBB', silver 'LBS'
- 3/4 modesty (20") 'SM'
- 1/2 modesty panel (12") 'TM'

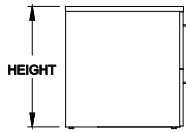
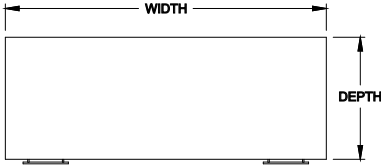

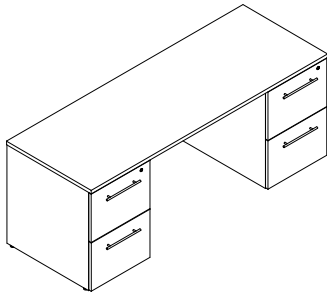
Optional Extra

- High pressure drawer fronts add code 'HF' and add \$278



SPECIAL NOTES

- Pedestals are not finished on the back and visible when less than full modesty is specified.



OVERALL SIZE			LAMINATE	
WIDTH	DEPTH	HEIGHT	PRICE M1	PRICE H1
60"	20"	29"	\$1,863	\$2,102
66"	20"	29"	\$1,904	\$2,143
72"	20"	29"	\$1,974	\$2,212
60"	24"	29"	\$1,984	\$2,141
66"	24"	29"	\$2,027	\$2,266
72"	24"	29"	\$2,064	\$2,301



ORDER CODE SAMPLE						
ITEM CODE	WIDTH	DEPTH	HEIGHT	LAMINATE	LOCK	OPTION
NCKFZ	W60	D20	H29	M1	LBB	HF

Features & Specifications

- 1" thick LPL gables and modesty with 1" leveling
- Full flush modesty (FM) is standard
- File hanging bars and lock(s) included
- Laminate codes - M1: 1" LPL, H1: 1" HPL (top only)

No Charge Options

- All standard laminate finishes available
- Specify lock option: BRC standard black 'LBB', silver 'LBS'
- 3/4 modesty (20") 'SM'
- 1/2 modesty panel (12") 'TM'

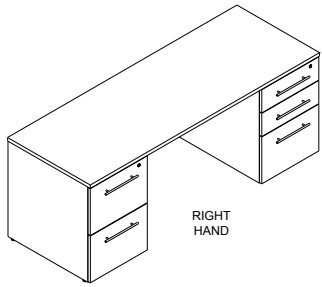
Optional Extra

- High pressure drawer fronts add code 'HF' and add \$187

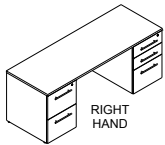
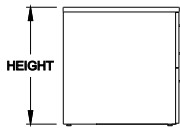
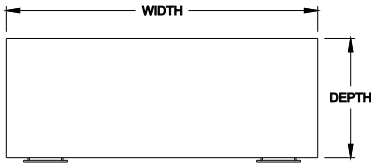



SPECIAL NOTES

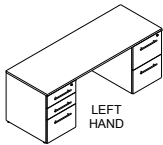
- Pedestals are not finished on the back and visible when less than full modesty is specified.



RIGHT HAND



RIGHT HAND



LEFT HAND

OVERALL SIZE			LAMINATE	
WIDTH	DEPTH	HEIGHT	PRICE <i>M1</i>	PRICE <i>H1</i>
60"	20"	29"	\$1,863	\$2,102
66"	20"	29"	\$1,904	\$2,143
72"	20"	29"	\$1,974	\$2,212
60"	24"	29"	\$1,984	\$2,141
66"	24"	29"	\$2,027	\$2,266
72"	24"	29"	\$2,064	\$2,301

Features & Specifications

No Charge Options

Optional Extra

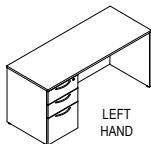
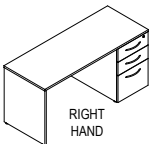
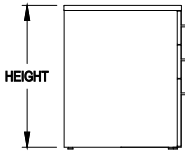
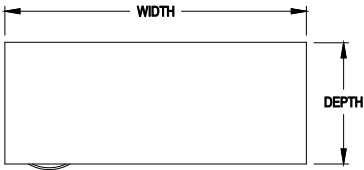
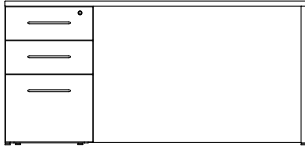
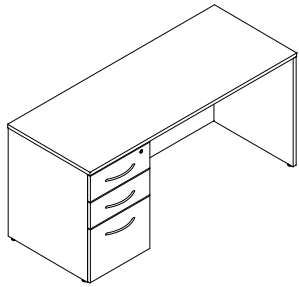


SPECIAL NOTES



ORDER CODE SAMPLE							
ITEM CODE	WIDTH	DEPTH	HEIGHT	LAMINATE	HAND	LOCK	OPTION
NCKAZ	W60	D20	H29	<i>M1</i>	<i>L</i>	<i>LBB</i>	<i>HF</i>

- 1" thick LPL gables and modesty with 1" leveling
- Full flush modesty (FM) is standard
- One pencil tray, file hanging bars and lock(s) included
- Laminate codes - *M1*: 1" LPL, *H1*: 1" HPL (top only)
- Specify handedness left '*L*' or right '*R*' when ordering
- All standard laminate finishes available
- Specify lock option: BRC standard black '*LBB*', silver '*LBS*'
- 3/4 modesty (20") '*SM*'
- 1/2 modesty panel (12") '*TM*'
- High pressure drawer fronts add code '*HF*' and add \$278
- Pedestals are not finished on the back and visible when less than full modesty is specified.



OVERALL SIZE			LAMINATE	
WIDTH	DEPTH	HEIGHT	PRICE M1	PRICE H1
48"	20"	29"	\$1,013	\$1,256
54"	20"	29"	\$1,202	\$1,443
60"	20"	29"	\$1,324	\$1,564
66"	20"	29"	\$1,363	\$1,604
72"	20"	29"	\$1,502	\$1,743
48"	24"	29"	\$1,132	\$1,374
54"	24"	29"	\$1,324	\$1,564
60"	24"	29"	\$1,443	\$1,682
66"	24"	29"	\$1,483	\$1,721
72"	24"	29"	\$1,535	\$1,773



ORDER CODE SAMPLE							
ITEM CODE	WIDTH	DEPTH	HEIGHT	LAMINATE	HAND	LOCK	OPTION
NCJAZ	W48	D20	H29	M1	R	LBB	HF

Features & Specifications

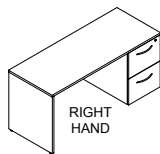
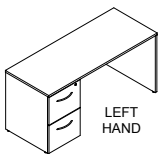
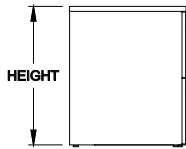
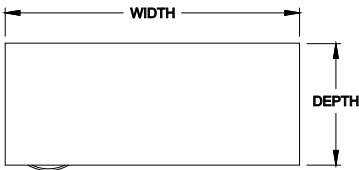
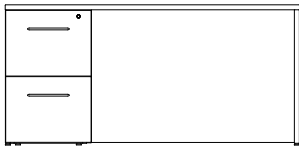
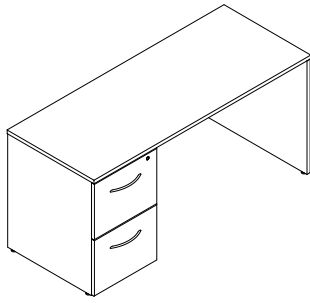
No Charge Options

Optional Extra



SPECIAL NOTES

- 1" thick LPL gables and modesty with 1" leveling
- Full flush modesty (FM) is standard
- One pencil tray, file hanging bars and lock(s) included
- Laminate codes - M1: 1" LPL, H1: 1" HPL (top only)
- Specify handedness left 'L' or right 'R' when ordering
- All standard laminate finishes available
- Specify lock option: BRC standard black 'LBB', silver 'LBS'
- 3/4 modesty (20") 'SM'
- 1/2 modesty panel (12") 'TM'
- High pressure drawer fronts add code 'HF' and add \$278
- 3" Grommet (AG30A) add code(s) 'GL', 'GC' and/or 'GR', add \$76 per grommet
- Pedestals are not finished on the back and visible when less than full modesty is specified.



OVERALL SIZE			LAMINATE	
WIDTH	DEPTH	HEIGHT	PRICE M1	PRICE H1
48"	20"	29"	\$1,013	\$1,256
54"	20"	29"	\$1,202	\$1,443
60"	20"	29"	\$1,324	\$1,564
66"	20"	29"	\$1,363	\$1,604
72"	20"	29"	\$1,502	\$1,743
48"	24"	29"	\$1,132	\$1,374
54"	24"	29"	\$1,324	\$1,564
60"	24"	29"	\$1,443	\$1,682
66"	24"	29"	\$1,483	\$1,721
72"	24"	29"	\$1,535	\$1,773

Features & Specifications

No Charge Options

Optional Extra

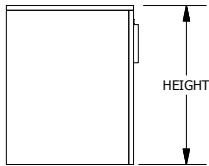
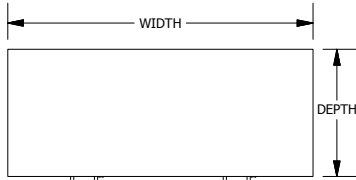
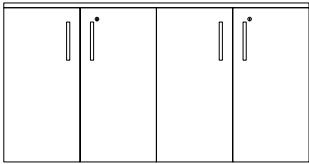
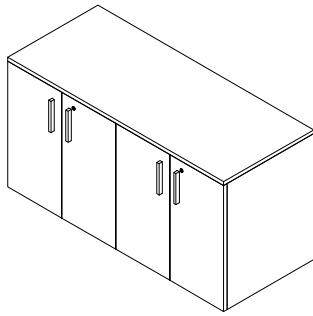


SPECIAL NOTES



ORDER CODE SAMPLE							
ITEM CODE	WIDTH	DEPTH	HEIGHT	LAMINATE	HAND	LOCK	OPTION
NCLAZ	W48	D20	H29	M1	R	LBB	HF

- 1" thick LPL gables and modesty with 1" leveling
- Full flush modesty (FM) is standard
- File hanging bars and lock(s) included
- Laminate codes - M1: 1" LPL, H1: 1" HPL (top only)
- Specify handedness left 'L' or right 'R' when ordering
- All standard laminate finishes available
- Specify lock option: BRC standard black 'LBB', silver 'LBS'
- 3/4 modesty (20") 'SM'
- 1/2 modesty panel (12") 'TM'
- High pressure drawer fronts add code 'HF' and add \$278
- 3" Grommet (AG30A) add code(s) 'GL', 'GC' and/or 'GR', add \$76 per grommet
- Pedestals are not finished on the back and visible when less than full modesty is specified.



OVERALL SIZE			LAMINATE	
WIDTH	DEPTH	HEIGHT	PRICE M1	PRICE H1
42	20	29	\$1,753	\$1,972
48	20	29	\$1,809	\$2,027
54	20	29	\$1,865	\$2,028
60	20	29	\$1,920	\$2,082
66	20	29	\$1,974	\$2,083
72	20	29	\$2,029	\$2,137
42	24	29	\$1,810	\$2,138
48	24	29	\$1,866	\$2,191
54	24	29	\$1,921	\$2,192
60	24	29	\$1,975	\$2,245
66	24	29	\$2,030	\$2,249
72	24	29	\$2,084	\$2,301

Features & Specifications



ORDER CODE SAMPLE						
ITEM CODE	WIDTH	DEPTH	HEIGHT	LAMINATE	LOCK	OPTION
NCCCZ	W60	D24	H29	M1	LBB	HF

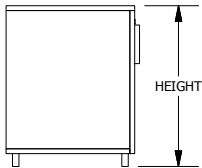
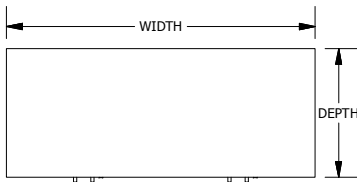
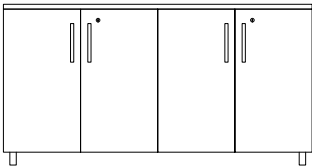
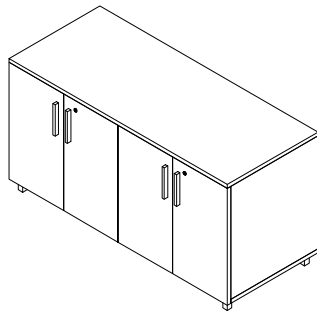
- 3/4" Thick LPL case construction with one inch of leveling
- Includes lock(s)
- One 3/4" thick adjustable shelf per storage space
- Laminate codes - M1: 1" LPL, H1: 1" HPL (top only)

No Charge Options

- All standard laminate finishes available
- Specify lock option: BRC standard black 'LBB', silver 'LBS'

Optional Extra

- High pressure door fronts add code 'HF' and add \$371



OVERALL SIZE			LAMINATE	
WIDTH	DEPTH	HEIGHT	PRICE M1	PRICE H1
42	20	29	\$1,893	\$2,112
48	20	29	\$1,949	\$2,168
54	20	29	\$2,006	\$2,223
60	20	29	\$2,061	\$2,278
66	20	29	\$2,115	\$2,331
72	20	29	\$2,170	\$2,387
42	24	29	\$1,951	\$2,169
48	24	29	\$2,007	\$2,224
54	24	29	\$2,062	\$2,281
60	24	29	\$2,116	\$2,335
66	24	29	\$2,173	\$2,389
72	24	29	\$2,227	\$2,443

Features & Specifications



ORDER CODE SAMPLE						
ITEM CODE	WIDTH	DEPTH	HEIGHT	LAMINATE	LOCK	OPTION
NCCCY	W60	D24	H29	M1	LBB	HF

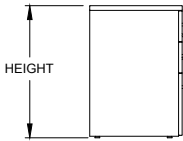
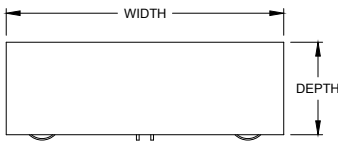
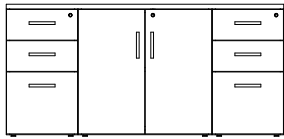
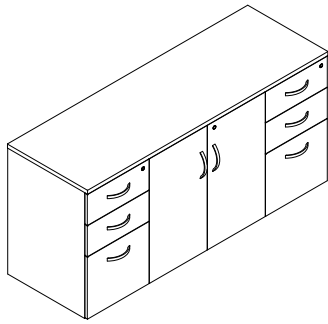
- 3/4" Thick LPL case construction with one inch of leveling
- Includes lock(s)
- One 3/4" thick adjustable shelf per storage space
- Laminate codes - M1: 1" LPL, H1: 1" HPL (top only)

No Charge Options

- All standard laminates and metal finishes available
- Specify lock option: BRC standard black 'LBB', silver 'LBS'

Optional Extra

- High pressure door fronts add code 'HF' and add \$371



OVERALL SIZE			LAMINATE	
WIDTH	DEPTH	HEIGHT	PRICE M1	PRICE H1
60"	20"	29"	\$1,976	\$2,282
66"	20"	29"	\$2,110	\$2,335
72"	20"	29"	\$2,260	\$2,501
60"	24"	29"	\$2,244	\$2,485
66"	24"	29"	\$2,377	\$2,594
72"	24"	29"	\$2,528	\$2,779

Features & Specifications

- 3/4" Thick LPL case construction with one inch of leveling
- One pencil tray, file hanging bars and lock(s) included
- One 3/4" thick adjustable shelf in storage space
- Laminate codes - *M1*: 1" LPL, *H1*: 1" HPL (top only)

No Charge Options

- All standard laminate finishes available
- Specify lock option: BRC standard black '*LBB*', silver '*LBS*'

Optional Extra

- High pressure drawer and door fronts add code '*HF*' and add \$741

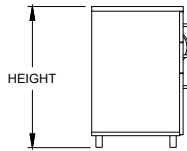
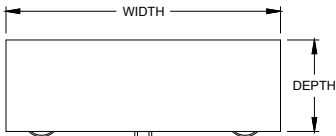
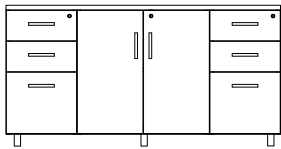
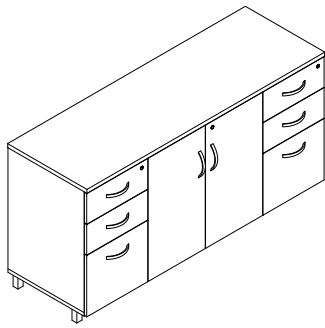


SPECIAL NOTES

- This storage product must be secured or ganged to an additional support structure (eg: wall, adjacent cabinet)



ORDER CODE SAMPLE						
ITEM CODE	WIDTH	DEPTH	HEIGHT	LAMINATE	LOCK	OPTION
NCSBZ	W60	D20	H29	<i>M1</i>	<i>LBB</i>	<i>HF</i>



OVERALL SIZE			LAMINATE	
WIDTH	DEPTH	HEIGHT	PRICE <i>M1</i>	PRICE <i>H1</i>
60"	20"	29"	\$2,114	\$2,417
66"	20"	29"	\$2,245	\$2,471
72"	20"	29"	\$2,396	\$2,637
60"	24"	29"	\$2,382	\$2,622
66"	24"	29"	\$2,513	\$2,732
72"	24"	29"	\$2,666	\$2,916

Features & Specifications



ORDER CODE SAMPLE						
ITEM CODE	WIDTH	DEPTH	HEIGHT	LAMINATE	LOCK	OPTION
NCSBY	W60	D20	H29	<i>M1</i>	<i>LBB</i>	<i>HF</i>

No Charge Options

Optional Extra



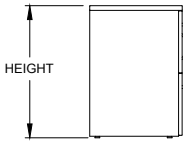
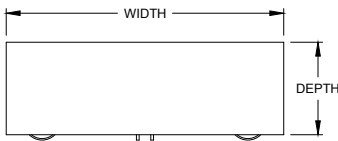
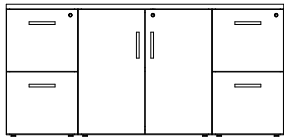
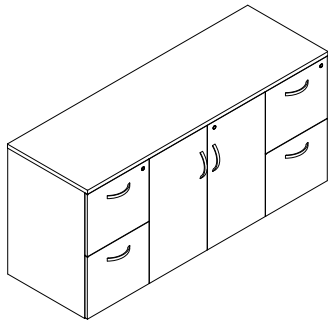
SPECIAL NOTES

- 3/4" Thick LPL case construction with one inch of leveling
- One pencil tray, file hanging bars and lock(s) included
- One 3/4" thick adjustable shelf in storage space
- Laminate codes - *M1*: 1" LPL, *H1*: 1" HPL (top only)

- All standard laminates and metal finishes available
- Specify lock option: BRC standard black '*LBB*', silver '*LBS*'

- High pressure drawer and door fronts add code '*HF*' and add \$741

- This storage product must be secured or ganged to an additional support structure (eg: wall, adjacent cabinet)



OVERALL SIZE			LAMINATE	
WIDTH	DEPTH	HEIGHT	PRICE M1	PRICE H1
60"	20"	29"	\$1,976	\$2,282
66"	20"	29"	\$2,110	\$2,335
72"	20"	29"	\$2,260	\$2,501
60"	24"	29"	\$2,244	\$2,485
66"	24"	29"	\$2,377	\$2,594
72"	24"	29"	\$2,528	\$2,779

Features & Specifications



ORDER CODE SAMPLE						
ITEM CODE	WIDTH	DEPTH	HEIGHT	LAMINATE	LOCK	OPTION
NCSFZ	W60	D20	H29	M1	LBB	HF

- 3/4" Thick LPL case construction with one inch of leveling
- File hanging bars and lock(s) included
- One 3/4" thick adjustable shelf in storage space
- Laminate codes - M1: 1" LPL, H1: 1" HPL (top only)

No Charge Options

- All standard laminate finishes available
- Specify lock option: BRC standard black 'LBB', silver 'LBS'

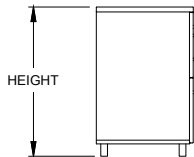
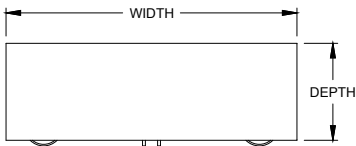
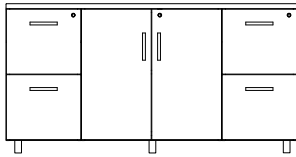
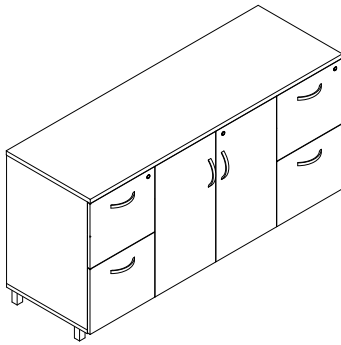
Optional Extra

- High pressure drawer and door fronts add code 'HF' and add \$557



SPECIAL NOTES

- This storage product must be secured or ganged to an additional support structure (eg: wall, adjacent cabinet)



OVERALL SIZE			LAMINATE	
WIDTH	DEPTH	HEIGHT	PRICE M1	PRICE H1
60"	20"	29"	\$2,114	\$2,417
66"	20"	29"	\$2,245	\$2,471
72"	20"	29"	\$2,396	\$2,637
60"	24"	29"	\$2,382	\$2,622
66"	24"	29"	\$2,513	\$2,732
72"	24"	29"	\$2,666	\$2,916

Features & Specifications

No Charge Options

Optional Extra



SPECIAL NOTES



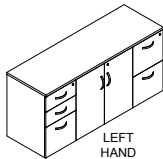
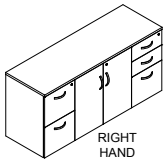
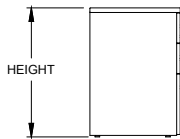
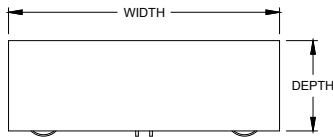
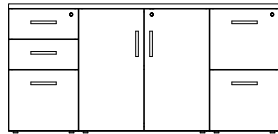
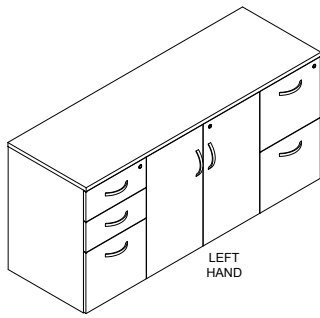
ORDER CODE SAMPLE						
ITEM CODE	WIDTH	DEPTH	HEIGHT	LAMINATE	LOCK	OPTION
NCSFY	W60	D20	H29	M1	LBB	HF

- 3/4" Thick LPL case construction with one inch of leveling
- File hanging bars and lock(s) included
- One 3/4" thick adjustable shelf in storage space
- Laminate codes - M1: 1" LPL, H1: 1" HPL (top only)

- All standard laminates and metal finishes available
- Specify lock option: BRC standard black 'LBB', silver 'LBS'

- High pressure drawer and door fronts add code 'HF' and add \$557

- This storage product must be secured or ganged to an additional support structure (eg: wall, adjacent cabinet)



OVERALL SIZE			LAMINATE	
WIDTH	DEPTH	HEIGHT	PRICE M1	PRICE H1
60"	20"	29"	\$1,976	\$2,282
66"	20"	29"	\$2,110	\$2,335
72"	20"	29"	\$2,260	\$2,501
60"	24"	29"	\$2,244	\$2,485
66"	24"	29"	\$2,377	\$2,594
72"	24"	29"	\$2,528	\$2,779

Features & Specifications

- 3/4" Thick LPL case construction with one inch of leveling
- One pencil tray, file hanging bars and lock(s) included
- One 3/4" thick adjustable shelf in storage space
- Laminate codes - M1: 1" LPL, H1: 1" HPL (top only)

No Charge Options

- All standard laminate finishes available
- Specify lock option: BRC standard black 'LBB', silver 'LBS'

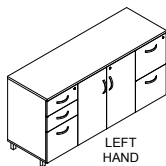
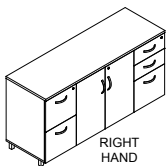
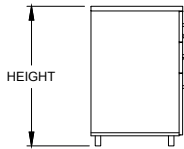
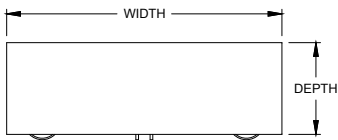
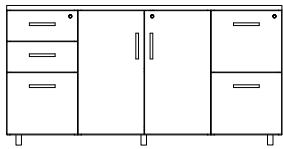
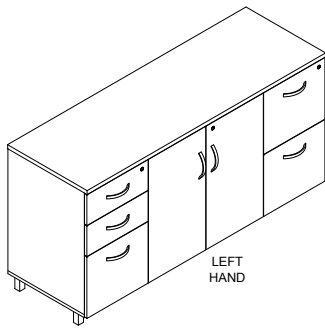
Optional Extra

- High pressure drawer and door fronts add code 'HF' and add \$649



SPECIAL NOTES

- This storage product must be secured or ganged to an additional support structure (eg: wall, adjacent cabinet)



Features & Specifications

No Charge Options

Optional Extra



SPECIAL NOTES

OVERALL SIZE			LAMINATE	
WIDTH	DEPTH	HEIGHT	PRICE M1	PRICE H1
60"	20"	29"	\$2,114	\$2,417
66"	20"	29"	\$2,245	\$2,471
72"	20"	29"	\$2,396	\$2,637
60"	24"	29"	\$2,382	\$2,622
66"	24"	29"	\$2,513	\$2,732
72"	24"	29"	\$2,666	\$2,916



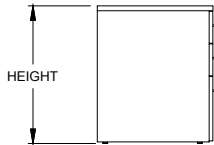
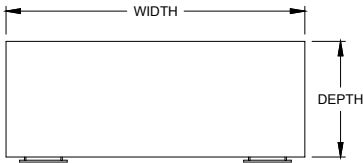
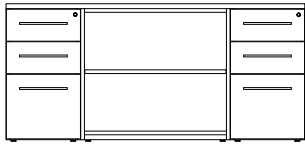
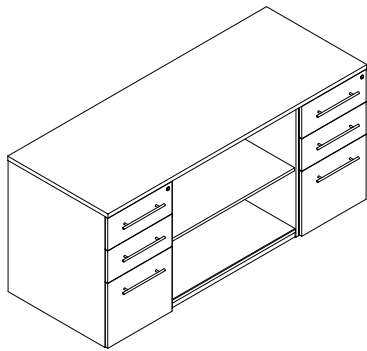
ORDER CODE SAMPLE							
ITEM CODE	WIDTH	DEPTH	HEIGHT	LAMINATE	HAND	LOCK	OPTION
NCHAY	W60	D20	H29	M1	R	LBB	HF

- 3/4" Thick LPL case construction with one inch of leveling
- One pencil tray, file hanging bars and lock(s) included
- One 3/4" thick adjustable shelf in storage space
- Laminate codes - M1: 1" LPL, H1: 1" HPL (top only)
- Specify handedness left 'L' or right 'R' when ordering

- All standard laminates and metal finishes available
- Specify lock option: BRC standard black 'LBB', silver 'LBS'

- High pressure drawer and door fronts add code 'HF' and add \$649

- This storage product must be secured or ganged to an additional support structure (eg: wall, adjacent cabinet)



OVERALL SIZE			LAMINATE	
WIDTH	DEPTH	HEIGHT	PRICE M1	PRICE H1
60"	20"	29"	\$1,877	\$2,180
66"	20"	29"	\$2,010	\$2,232
72"	20"	29"	\$2,159	\$2,400
60"	24"	29"	\$2,148	\$2,385
66"	24"	29"	\$2,278	\$2,494
72"	24"	29"	\$2,431	\$2,680

Features & Specifications

- 3/4" Thick LPL case construction with one inch of leveling
- One pencil tray, file hanging bars and lock(s) included
- One 3/4" thick adjustable shelf in storage space
- Laminate codes - *M1*: 1" LPL, *H1*: 1" HPL (top only)
- Specify handedness left '*L*' or right '*R*' when ordering

No Charge Options

- All standard laminate finishes available
- Specify lock option: BRC standard black '*LBB*', silver '*LBS*'

Optional Extra

- High pressure drawer fronts add code '*HF*' and add \$557

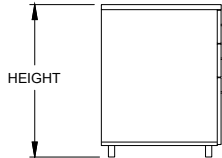
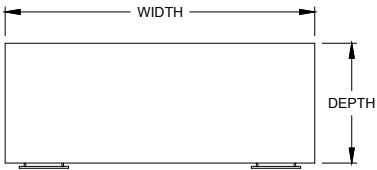
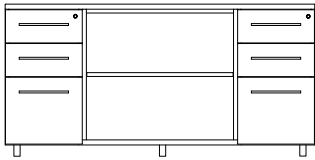
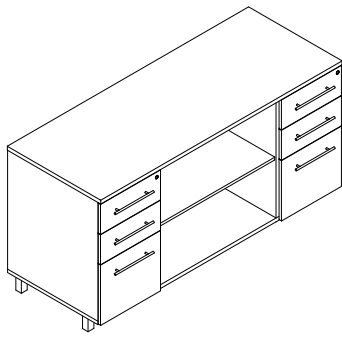


SPECIAL NOTES

- This storage product must be secured or ganged to an additional support structure (eg: wall, adjacent cabinet)



ORDER CODE SAMPLE						
ITEM CODE	WIDTH	DEPTH	HEIGHT	LAMINATE	LOCK	OPTION
NCPBZ	W60	D20	H29	<i>M1</i>	<i>LBB</i>	<i>HF</i>



OVERALL SIZE			LAMINATE	
WIDTH	DEPTH	HEIGHT	PRICE M1	PRICE H1
60"	20"	29"	\$2,015	\$2,318
66"	20"	29"	\$2,148	\$2,369
72"	20"	29"	\$2,297	\$2,539
60"	24"	29"	\$2,284	\$2,522
66"	24"	29"	\$2,414	\$2,630
72"	24"	29"	\$2,566	\$2,819

Features & Specifications

- 3/4" Thick LPL case construction with one inch of leveling
- One pencil tray, file hanging bars and lock(s) included
- One 3/4" thick adjustable shelf in storage space
- Laminate codes - *M1*: 1" LPL, *H1*: 1" HPL (top only)

No Charge Options

- All standard laminates and metal finishes available
- Specify lock option: BRC standard black '*LBB*', silver '*LBS*'

Optional Extra

- High pressure drawer fronts add code '*HF*' and add \$557

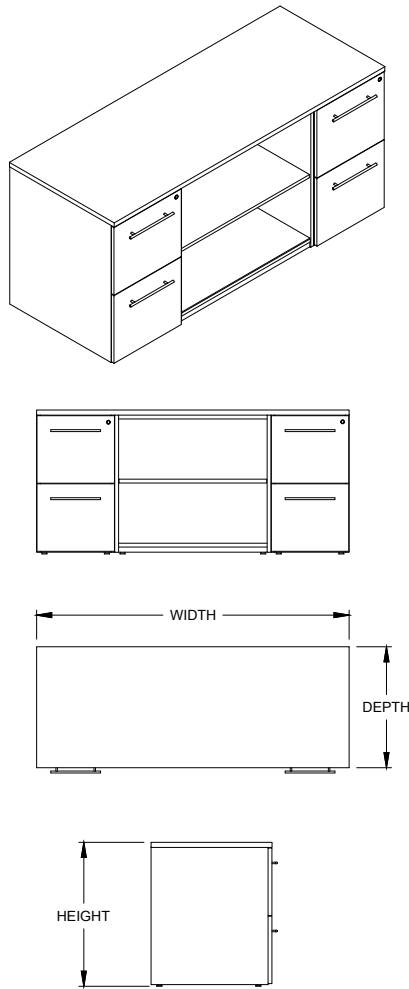


SPECIAL NOTES

- This storage product must be secured or ganged to an additional support structure (eg: wall, adjacent cabinet)



ORDER CODE SAMPLE						
ITEM CODE	WIDTH	DEPTH	HEIGHT	LAMINATE	LOCK	OPTION
NCPBY	W60	D20	H29	<i>M1</i>	<i>LBB</i>	<i>HF</i>



OVERALL SIZE			LAMINATE	
WIDTH	DEPTH	HEIGHT	PRICE M1	PRICE H1
60"	20"	29"	\$1,877	\$2,180
66"	20"	29"	\$2,010	\$2,232
72"	20"	29"	\$2,159	\$2,400
60"	24"	29"	\$2,148	\$2,385
66"	24"	29"	\$2,278	\$2,494
72"	24"	29"	\$2,431	\$2,680

Features & Specifications

No Charge Options

Optional Extra



SPECIAL NOTES



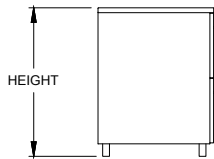
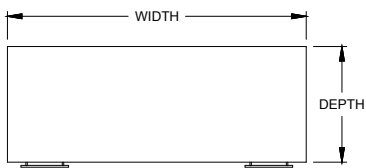
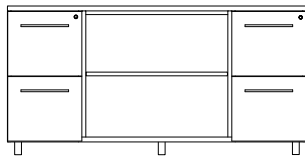
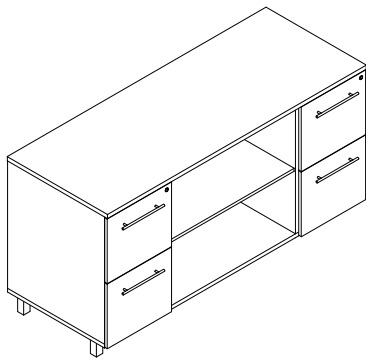
ORDER CODE SAMPLE						
ITEM CODE	WIDTH	DEPTH	HEIGHT	LAMINATE	LOCK	OPTION
NCPFZ	W60	D20	H29	M1	LBB	HF

- 3/4" Thick LPL case construction with one inch of leveling
- File hanging bars and lock(s) included
- One 3/4" thick adjustable shelf in storage space
- Laminate codes - M1: 1" LPL, H1: 1" HPL (top only)

- All standard laminate finishes available
- Specify lock option: BRC standard black 'LBB', silver 'LBS'

- High pressure drawer fronts add code 'HF' and add \$371

- This storage product must be secured or ganged to an additional support structure (eg: wall, adjacent cabinet)



OVERALL SIZE			LAMINATE	
WIDTH	DEPTH	HEIGHT	PRICE M1	PRICE H1
60"	20"	29"	\$2,015	\$2,318
66"	20"	29"	\$2,148	\$2,369
72"	20"	29"	\$2,297	\$2,539
60"	24"	29"	\$2,284	\$2,522
66"	24"	29"	\$2,414	\$2,630
72"	24"	29"	\$2,566	\$2,819

Features & Specifications

- 3/4" Thick LPL case construction with one inch of leveling
- File hanging bars and lock(s) included
- One 3/4" thick adjustable shelf in storage space
- Laminate codes - M1: 1" LPL, H1: 1" HPL (top only)

No Charge Options

- All standard laminates and metal finishes available
- Specify lock option: BRC standard black 'LBB', silver 'LBS'

Optional Extra

- High pressure drawer fronts add code 'HF' and add \$371



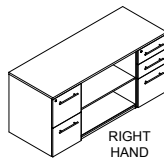
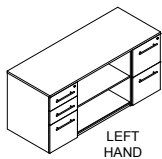
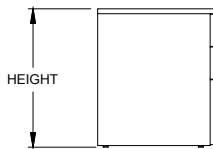
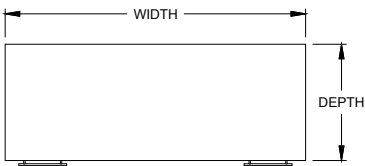
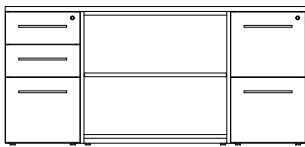
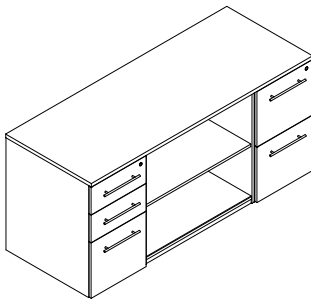
SPECIAL NOTES

- This storage product must be secured or ganged to an additional support structure (eg: wall, adjacent cabinet)



ORDER CODE SAMPLE						
ITEM CODE	WIDTH	DEPTH	HEIGHT	LAMINATE	LOCK	OPTION
NCPFY	W60	D20	H29	M1	LBB	HF





Features & Specifications

No Charge Options

Optional Extra



SPECIAL NOTES

OVERALL SIZE			LAMINATE	
WIDTH	DEPTH	HEIGHT	PRICE M1	PRICE H1
60"	20"	29"	\$1,877	\$2,180
66"	20"	29"	\$2,010	\$2,232
72"	20"	29"	\$2,159	\$2,400
60"	24"	29"	\$2,148	\$2,385
66"	24"	29"	\$2,278	\$2,494
72"	24"	29"	\$2,431	\$2,680



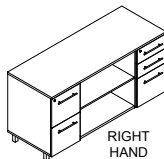
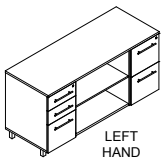
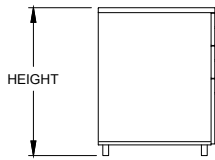
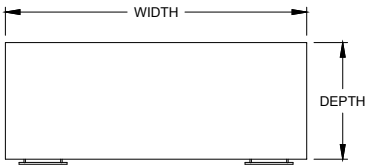
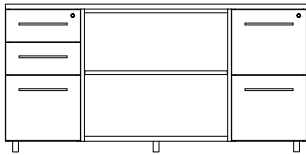
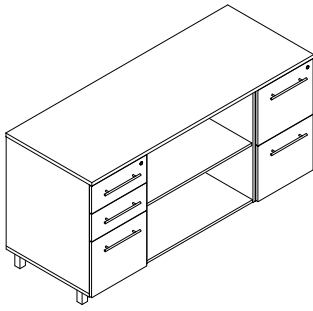
ORDER CODE SAMPLE							
ITEM CODE	WIDTH	DEPTH	HEIGHT	LAMINATE	HAND	LOCK	OPTION
NCNAZ	W60	D20	H29	M1	R	LBB	HF

- 3/4" Thick LPL case construction with one inch of leveling
- One pencil tray, file hanging bars and lock(s) included
- One 3/4" thick adjustable shelf in storage space
- Laminate codes - M1: 1" LPL, H1: 1" HPL (top only)
- Specify handedness left 'L' or right 'R' when ordering

- All standard laminate finishes available
- Specify lock option: BRC standard black 'LBB', silver 'LBS'

- High pressure drawer fronts add code 'HF' and add \$464

- This storage product must be secured or ganged to an additional support structure (eg: wall, adjacent cabinet)



OVERALL SIZE			LAMINATE	
WIDTH	DEPTH	HEIGHT	PRICE M1	PRICE H1
60"	20"	29"	\$2,015	\$2,318
66"	20"	29"	\$2,148	\$2,369
72"	20"	29"	\$2,297	\$2,539
60"	24"	29"	\$2,284	\$2,522
66"	24"	29"	\$2,414	\$2,630
72"	24"	29"	\$2,566	\$2,819

Features & Specifications

- 3/4" Thick LPL case construction with one inch of leveling
- One pencil tray, file hanging bars and lock(s) included
- One 3/4" thick adjustable shelf in storage space
- Laminate codes - M1: 1" LPL, H1: 1" HPL (top only)
- Specify handedness left 'L' or right 'R' when ordering

No Charge Options

- All standard laminates and metal finishes available
- Specify lock option: BRC standard black 'LBB', silver 'LBS'

Optional Extra

- High pressure drawer fronts add code 'HF' and add \$464



SPECIAL NOTES

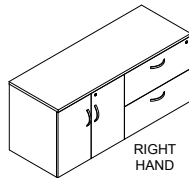
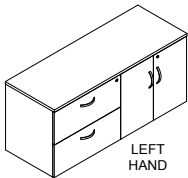
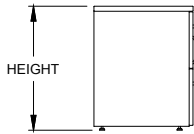
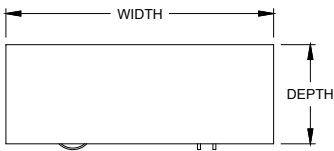
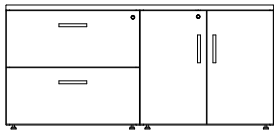
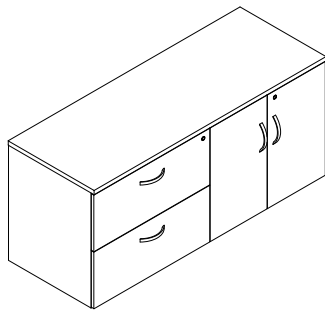
- This storage product must be secured or ganged to an additional support structure (eg: wall, adjacent cabinet)



ORDER CODE SAMPLE

ITEM CODE	WIDTH	DEPTH	HEIGHT	LAMINATE	HAND	LOCK	OPTION
NCNAY	W60	D20	H29	M1	R	LBB	HF





Features & Specifications

No Charge Options

Optional Extra



SPECIAL NOTES

OVERALL SIZE			LAMINATE	
WIDTH	DEPTH	HEIGHT	PRICE M1	PRICE H1
48"	20"	29"	\$1,989	\$2,207
54"	20"	29"	\$2,045	\$2,262
60"	20"	29"	\$2,099	\$2,316
66"	20"	29"	\$2,154	\$2,371
72"	20"	29"	\$2,208	\$2,425
48"	24"	29"	\$2,045	\$2,262
54"	24"	29"	\$2,100	\$2,317
60"	24"	29"	\$2,154	\$2,371
66"	24"	29"	\$2,209	\$2,426
72"	24"	29"	\$2,263	\$2,480



STORAGE SIZE OPTIONS		
OVERALL WIDTH	LATERAL STORAGE	CLOSED STORAGE
60"	24", 30"	24", 30"
66"	24", 30", 36"	24", 30", 36", 42"
72"	30", 36"	30", 36", 42"



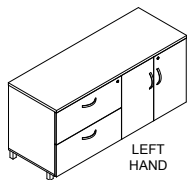
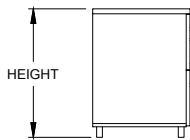
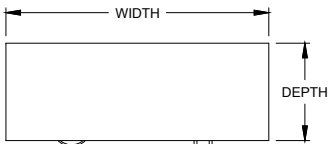
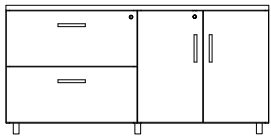
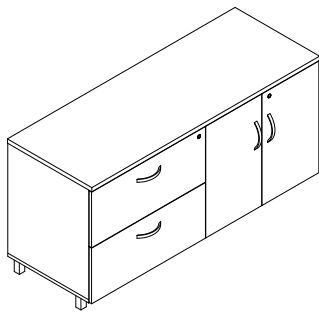
ORDER CODE SAMPLE									
ITEM	WIDTH	DEPTH	HEIGHT	LEFT	RIGHT	LAMINATE	HAND	LOCK	OPTION
NCBAZ	W60	D24	H29	L24	R36	M1	R	LBS	HF

- 3/4" Thick LPL case construction with one inch of leveling
- File hanging bars and lock(s) included
- Lateral file drawer includes interlock (anti-tilt) system, one drawer opens at a time
- One 3/4" thick adjustable shelf in storage space
- Laminate codes - M1: 1" LPL, H1: 1" HPL (top only)
- Specify handedness left 'L' or right 'R' when ordering

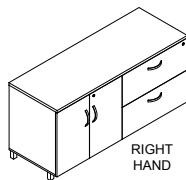
- All standard laminate finishes available
- Specify lock option: BRC standard black 'LBB', silver 'LBS'

- High pressure drawer and door fronts add code 'HF' and add \$371

- This storage product must be secured or ganged to an additional support structure (eg: wall, adjacent cabinet).



LEFT HAND



RIGHT HAND

Features & Specifications

No Charge Options

Optional Extra



SPECIAL NOTES

OVERALL SIZE			LAMINATE	
WIDTH	DEPTH	HEIGHT	PRICE M1	PRICE H1
48"	20"	29"	\$2,128	\$2,347
54"	20"	29"	\$2,186	\$2,403
60"	20"	29"	\$2,240	\$2,457
66"	20"	29"	\$2,295	\$2,512
72"	20"	29"	\$2,349	\$2,566
48"	24"	29"	\$2,186	\$2,403
54"	24"	29"	\$2,241	\$2,458
60"	24"	29"	\$2,295	\$2,512
66"	24"	29"	\$2,350	\$2,568
72"	24"	29"	\$2,404	\$2,622



STORAGE SIZE OPTIONS		
OVERALL WIDTH	LATERAL STORAGE	CLOSED STORAGE
60"	24", 30"	24", 30"
66"	24", 30", 36"	24", 30", 36", 42"
72"	30", 36"	30", 36", 42"



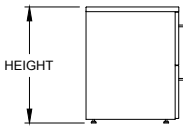
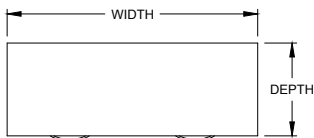
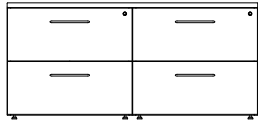
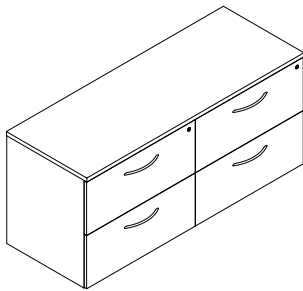
ORDER CODE SAMPLE									
ITEM	WIDTH	DEPTH	HEIGHT	LEFT	RIGHT	LAMINATE	HAND	LOCK	OPTION
NCBAY	W60	D24	H29	L24	R36	M1	R	LBS	HF

- 3/4" Thick LPL case construction with one inch of leveling
- File hanging bars and lock(s) included
- Lateral file drawer includes interlock (anti-tilt) system, one drawer opens at a time
- One 3/4" thick adjustable shelf in storage space
- Laminate codes - M1: 1" LPL, H1: 1" HPL (top only)
- Specify handedness left 'L' or right 'R' when ordering

- All standard laminates and metal finishes available
- Specify lock option: BRC standard black 'LBB', silver 'LBS'

- High pressure drawer and door fronts add code 'HF' and add \$371

- This storage product must be secured or ganged to an additional support structure (eg: wall, adjacent cabinet).



OVERALL SIZE			LAMINATE	
WIDTH	DEPTH	HEIGHT	PRICE M1	PRICE H1
54"	20"	29"	\$2,014	\$2,231
60"	20"	29"	\$2,067	\$2,284
66"	20"	29"	\$2,123	\$2,340
72"	20"	29"	\$2,178	\$2,396
54"	24"	29"	\$2,069	\$2,286
60"	24"	29"	\$2,122	\$2,339
66"	24"	29"	\$2,178	\$2,396
72"	24"	29"	\$2,233	\$2,452



DRAWER SIZE OPTIONS			
WIDTH	OPTIONS (LEFT DRAWER SIZE X RIGHT DRAWER SIZE)		
60"	24" X 36"	30" X 30"	36" X 24"
66"	30" X 36"	36" X 30"	
72"	36" X 36"		



ORDER CODE SAMPLE								
ITEM	WIDTH	DEPTH	HEIGHT	LEFT	RIGHT	LAMINATE	LOCK	OPTION
NCFFZ	W60	D24	H29	L24	R30	M1	LBS	HF

Features & Specifications

- 3/4" Thick LPL case construction with one inch of leveling
- File hanging bars and lock(s) included
- Lateral file drawer includes interlock (anti-tilt) system, one drawer opens at a time
- Laminate codes - M1: 1" LPL, H1: 1" HPL (top only)

No Charge Options

- All standard laminate finishes available
- Specify lock option: BRC standard black 'LBB', silver 'LBS'

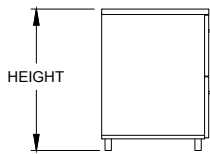
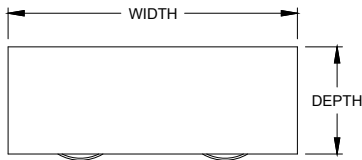
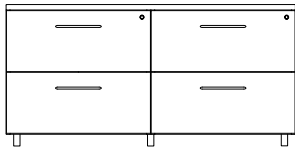
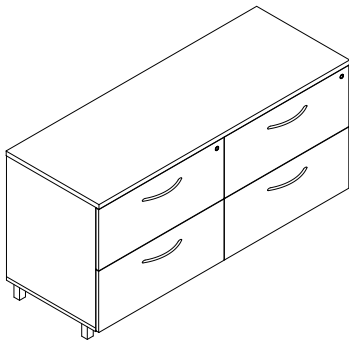
Optional Extra

- High pressure drawer fronts add code 'HF' and add \$371



SPECIAL NOTES

- This storage product must be secured or ganged to an additional support structure (eg: wall, adjacent cabinet)



OVERALL SIZE			LAMINATE	
WIDTH	DEPTH	HEIGHT	PRICE M1	PRICE H1
54"	20"	29"	\$2,154	\$2,490
60"	20"	29"	\$2,317	\$2,547
66"	20"	29"	\$2,378	\$2,607
72"	20"	29"	\$2,435	\$2,665
54"	24"	29"	\$2,319	\$2,549
60"	24"	29"	\$2,377	\$2,604
66"	24"	29"	\$2,435	\$2,665
72"	24"	29"	\$2,494	\$2,722



DRAWER SIZE OPTIONS			
WIDTH	OPTIONS (LEFT DRAWER SIZE X RIGHT DRAWER SIZE)		
60"	24" X 36"	30" X 30"	36" X 24"
66"	30" X 36"	36" X 30"	
72"	36" X 36"		



ORDER CODE SAMPLE								
ITEM	WIDTH	DEPTH	HEIGHT	LEFT	RIGHT	LAMINATE	LOCK	OPTION
NCCFFY	W60	D24	H29	L24	R30	M1	LBS	HF

Features & Specifications

- 3/4" Thick LPL case construction with one inch of leveling
- File hanging bars and lock(s) included
- Lateral file drawer includes interlock (anti-tilt) system, one drawer opens at a time
- Laminate codes - M1: 1" LPL, H1: 1" HPL (top only)

No Charge Options

- All standard laminates and metal finishes available
- Specify lock option: BRC standard black 'LBB', silver 'LBS'

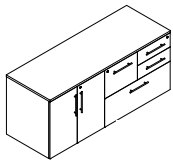
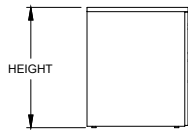
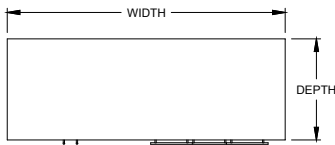
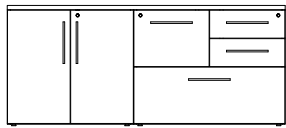
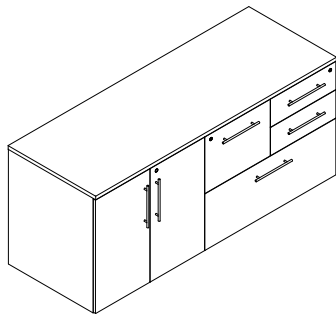
Optional Extra

- High pressure drawer fronts add code 'HF' and add \$371

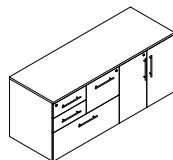


SPECIAL NOTES

- This storage product must be secured or ganged to an additional support structure (eg: wall, adjacent cabinet)



Right Hand



Left Hand

Features & Specifications

No Charge Options

Optional Extra

OVERALL SIZE			LAMINATE	
WIDTH	DEPTH	HEIGHT	PRICE M1	PRICE H1
60"	20"	29"	\$2,306	\$2,522
66"	20"	29"	\$2,360	\$2,577
72"	20"	29"	\$2,414	\$2,631
60"	24"	29"	\$2,360	\$2,577
66"	24"	29"	\$2,416	\$2,634
72"	24"	29"	\$2,470	\$2,688



STORAGE SIZE OPTIONS		
OVERALL WIDTH	HINGED DOOR STORAGE	PERSONAL PEDESTAL
60"	24"	36"
66"	30"	36"
72"	36"	36"

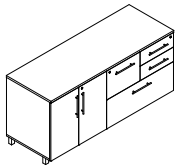
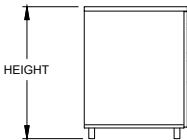
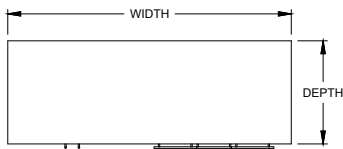
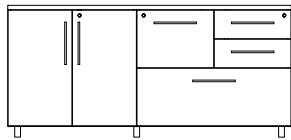
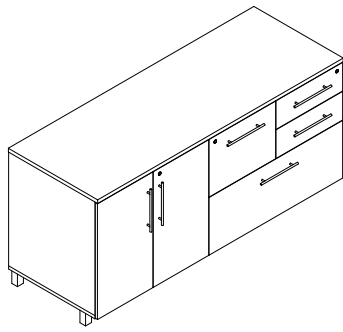


ORDER CODE SAMPLE									
ITEM CODE	WIDTH	DEPTH	HEIGHT	LEFT	RIGHT	LAMINATE	HAND	LOCK	OPTION
NCMAZ	W60	D20	H29	L30	R30	M1	R	LBB	HF

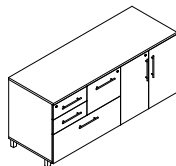
- 3/4" Thick LPL case construction with one inch of leveling
- One pencil tray, file hanging bars and lock(s) included
- One 3/4" thick adjustable shelf in storage space
- Laminate codes - M1: 1" LPL, H1: 1" HPL (top only)
- Specify handedness left 'L' or right 'R' when ordering

- All standard laminate finishes available
- Specify lock option: BRC standard black 'LBB', silver 'LBS'

- High pressure drawer and door fronts add code 'HF' and add \$557



Right Hand



Left Hand

Features & Specifications

No Charge Options

Optional Extra

OVERALL SIZE			LAMINATE	
WIDTH	DEPTH	HEIGHT	PRICE M1	PRICE H1
60"	20"	29"	\$2,445	\$2,663
66"	20"	29"	\$2,501	\$2,719
72"	20"	29"	\$2,555	\$2,773
60"	24"	29"	\$2,241	\$2,719
66"	24"	29"	\$2,556	\$2,774
72"	24"	29"	\$2,610	\$2,828



STORAGE SIZE OPTIONS		
OVERALL WIDTH	HINGED DOOR STORAGE	PERSONAL PEDESTAL
60"	24"	36"
66"	30"	36"
72"	36"	36"

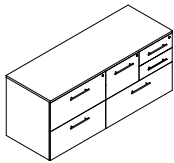
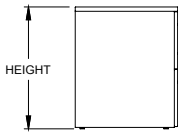
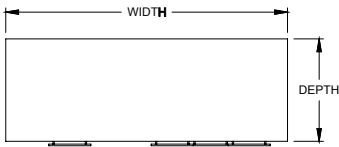
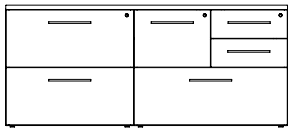
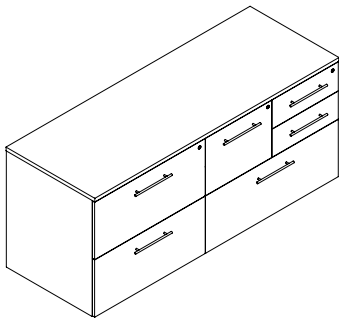


ORDER CODE SAMPLE									
ITEM CODE	WIDTH	DEPTH	HEIGHT	LEFT	RIGHT	LAMINATE	HAND	LOCK	OPTION
NCMAY	W60	D20	H29	L30	R30	M1	R	LBB	HF

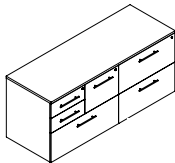
- 3/4" Thick LPL case construction with one inch of leveling
- One pencil tray, file hanging bars and lock(s) included
- One 3/4" thick adjustable shelf in storage space
- Laminate codes - M1: 1" LPL, H1: 1" HPL (top only)
- Specify handedness left 'L' or right 'R' when ordering

- All standard laminates and metal finishes available
- Specify lock option: BRC standard black 'LBB', silver 'LBS'

- High pressure drawer and door fronts add code 'HF' and add \$557



Right Hand



Left Hand

Features & Specifications

No Charge Options

Optional Extra



SPECIAL NOTES

OVERALL SIZE			LAMINATE	
WIDTH	DEPTH	HEIGHT	PRICE <i>M1</i>	PRICE <i>H1</i>
60"	20"	29"	\$2,379	\$2,596
66"	20"	29"	\$2,434	\$2,651
72"	20"	29"	\$2,488	\$2,705
60"	24"	29"	\$2,434	\$2,651
66"	24"	29"	\$2,489	\$2,706
72"	24"	29"	\$2,543	\$2,761



STORAGE SIZE OPTIONS		
OVERALL WIDTH	LATERAL STORAGE	PERSONAL PEDESTAL
60"	24"	36"
66"	30"	36"
72"	36"	36"



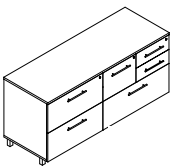
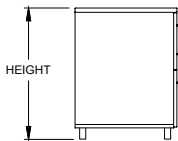
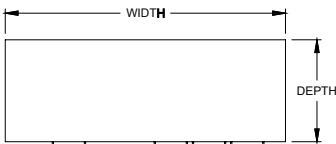
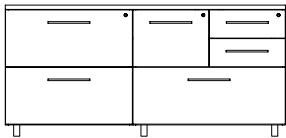
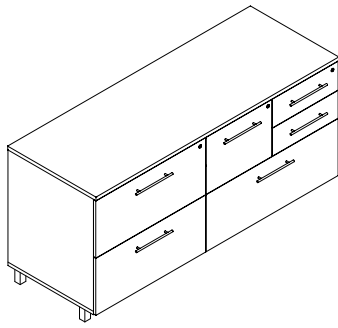
ORDER CODE SAMPLE									
ITEM	WIDTH	DEPTH	HEIGHT	LEFT	RIGHT	LAMINATE	HAND	LOCK	OPTION
NCQAZ	W60	D24	H29	L30	R30	<i>M1</i>	<i>R</i>	<i>LBS</i>	<i>HF</i>

- 3/4" Thick LPL case construction with one inch of leveling
- One pencil tray, file hanging bars and lock(s) included
- Lateral file drawer includes interlock (anti-tilt) system, one drawer opens at a time
- Laminate codes - *M1*: 1" LPL, *H1*: 1" HPL (top only)
- Specify handedness left '*L*' or right '*R*' when ordering

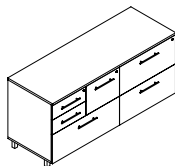
- All standard laminate finishes available
- Specify lock option: BRC standard black '*LBB*', silver '*LBS*'

- High pressure drawer fronts add code '*HF*' and add \$557

- This storage product must be secured or ganged to an additional support structure (eg: wall, adjacent cabinet)



Right Hand



Left Hand

Features & Specifications

No Charge Options

Optional Extra



SPECIAL NOTES

OVERALL SIZE			LAMINATE	
WIDTH	DEPTH	HEIGHT	PRICE M1	PRICE H1
60"	20"	29"	\$2,520	\$2,737
66"	20"	29"	\$2,575	\$2,793
72"	20"	29"	\$2,629	\$2,847
60"	24"	29"	\$2,575	\$2,793
66"	24"	29"	\$2,630	\$2,848
72"	24"	29"	\$2,684	\$2,902



STORAGE SIZE OPTIONS		
OVERALL WIDTH	LATERAL STORAGE	PERSONAL PEDESTAL
60"	24"	36"
66"	30"	36"
72"	36"	36"



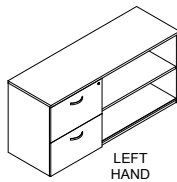
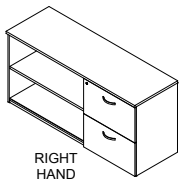
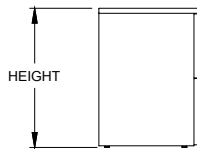
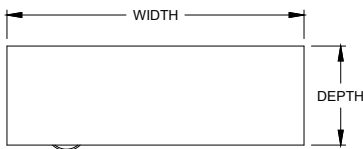
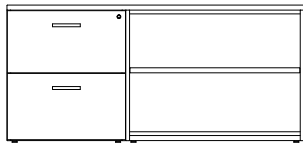
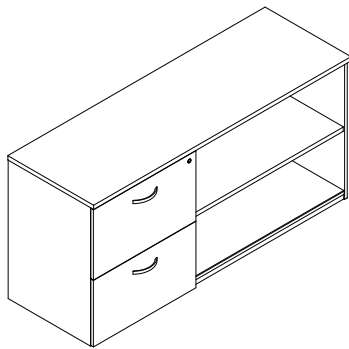
ORDER CODE SAMPLE									
ITEM	WIDTH	DEPTH	HEIGHT	LEFT	RIGHT	LAMINATE	HAND	LOCK	OPTION
NCQAY	W60	D24	H29	L30	R30	M1	R	LBS	HF

- 3/4" Thick LPL case construction with one inch of leveling
- One pencil tray, file hanging bars and lock(s) included
- Lateral file drawer includes interlock (anti-tilt) system, one drawer opens at a time
- Laminate codes - M1: 1" LPL, H1: 1" HPL (top only)
- Specify handedness left 'L' or right 'R' when ordering

- All standard laminates and metal finishes available
- Specify lock option: BRC standard black 'LBB', silver 'LBS'

- High pressure drawer fronts add code 'HF' and add \$557

- This storage product must be secured or ganged to an additional support structure (eg: wall, adjacent cabinet)



Features & Specifications

No Charge Options

Optional Extra

OVERALL SIZE			LAMINATE	
WIDTH	DEPTH	HEIGHT	PRICE M1	PRICE H1
48"	20"	29"	\$1,785	\$2,003
54"	20"	29"	\$1,839	\$2,057
60"	20"	29"	\$1,895	\$2,114
66"	20"	29"	\$1,951	\$2,169
72"	20"	29"	\$2,006	\$2,223
48"	24"	29"	\$1,841	\$2,060
54"	24"	29"	\$1,895	\$2,114
60"	24"	29"	\$1,951	\$2,169
66"	24"	29"	\$2,007	\$2,224
72"	24"	29"	\$2,061	\$2,278

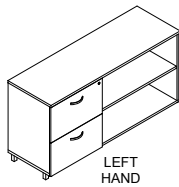
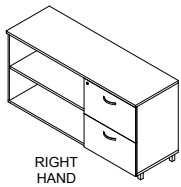
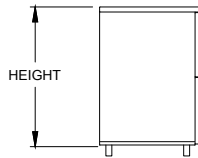
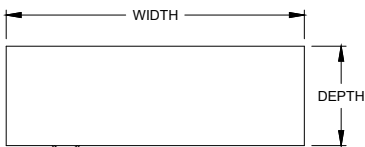
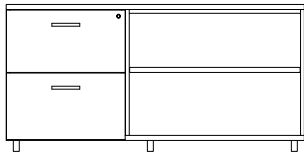
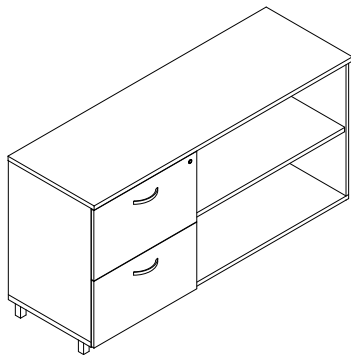
▽

STORAGE SIZE OPTIONS		
OVERALL WIDTH	LATERAL STORAGE	OPEN STORAGE
48"	24", 30", 36"	24", 18"
54"	24", 30", 36"	30", 24", 18"
60"	24", 30", 36"	24", 30", 36"
66"	24", 30", 36"	24", 30", 36", 42"
72"	36"	30", 36", 42"

▽

ORDER CODE SAMPLE									
ITEM	WIDTH	DEPTH	HEIGHT	LEFT	RIGHT	LAMINATE	HAND	LOCK	OPTION
NCLBZ	W60	D24	H29	L24	R36	M1	R	LBS	HF

- 3/4" Thick LPL case construction with one inch of leveling
 - File hanging bars and lock(s) included
 - Lateral file drawer includes interlock (anti-tilt) system, one drawer opens at a time
 - One 3/4" thick adjustable shelf in storage space
 - Laminate codes - M1: 1" LPL, H1: 1" HPL (top only)
 - Specify handedness left 'L' or right 'R' when ordering
- No Charge Options
- All standard laminate finishes available
 - Specify lock option: BRC standard black 'LBB', silver 'LBS'
- Optional Extra
- High pressure drawer fronts add code 'HF' and add \$187



Features & Specifications

No Charge Options

Optional Extra

OVERALL SIZE			LAMINATE	
WIDTH	DEPTH	HEIGHT	PRICE M1	PRICE H1
48"	20"	29"	\$1,928	\$2,145
54"	20"	29"	\$1,982	\$2,200
60"	20"	29"	\$2,037	\$2,255
66"	20"	29"	\$2,092	\$2,310
72"	20"	29"	\$2,147	\$2,364
48"	24"	29"	\$1,983	\$2,201
54"	24"	29"	\$2,037	\$2,255
60"	24"	29"	\$2,092	\$2,310
66"	24"	29"	\$2,148	\$2,366
72"	24"	29"	\$2,202	\$2,420

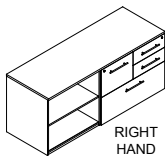
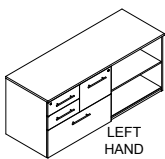
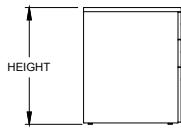
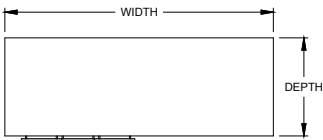
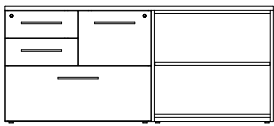
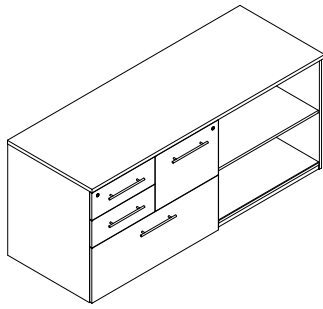


STORAGE SIZE OPTIONS		
OVERALL WIDTH	LATERAL STORAGE	OPEN STORAGE
48"	24", 30", 36"	24", 18"
54"	24", 30", 36"	30", 24", 18"
60"	24", 30", 36"	24", 30", 36"
66"	24", 30", 36"	24", 30", 36", 42"
72"	30", 36"	30", 36", 42"



ORDER CODE SAMPLE									
ITEM	WIDTH	DEPTH	HEIGHT	LEFT	RIGHT	LAMINATE	HAND	LOCK	OPTION
NCLBY	W60	D24	H29	L24	R36	M1	R	LBS	HF

- 3/4" Thick LPL case construction with one inch of leveling
 - File hanging bars and lock(s) included
 - Lateral file drawer includes interlock (anti-tilt) system, one drawer opens at a time
 - One 3/4" thick adjustable shelf in storage space
 - Laminate codes - M1: 1" LPL, H1: 1" HPL (worksurface only)
 - Specify handedness left 'L' or right 'R' when ordering
- No Charge Options
- All standard laminates and metal finishes available
 - Specify lock option: BRC standard black 'LBB', silver 'LBS'
- Optional Extra
- High pressure drawer fronts add code 'HF' and add \$187



Features & Specifications

No Charge Options

Optional Extra

OVERALL SIZE			LAMINATE	
WIDTH	DEPTH	HEIGHT	PRICE M1	PRICE H1
60"	20"	29"	\$2,069	\$2,286
66"	20"	29"	\$2,124	\$2,342
72"	20"	29"	\$2,178	\$2,396
60"	24"	29"	\$2,124	\$2,342
66"	24"	29"	\$2,179	\$2,398
72"	24"	29"	\$2,233	\$2,452



STORAGE SIZE OPTIONS		
OVERALL WIDTH	PERSONAL PEDESTAL	OPEN STORAGE
60"	36"	24"
66"	36"	30"
72"	36"	36"

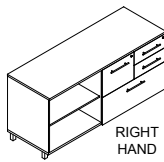
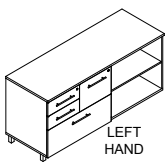
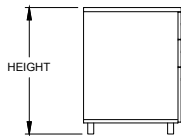
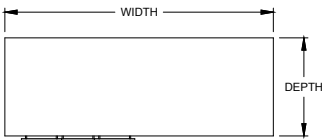
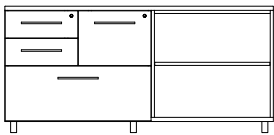
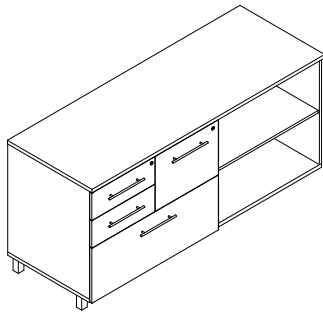


ORDER CODE SAMPLE									
ITEM CODE	WIDTH	DEPTH	HEIGHT	LEFT	RIGHT	LAMINATE	HAND	LOCK	OPTION
NCWAZ	W60	D20	H29	L36	R24	M1	R	LBB	HF

- 3/4" Thick LPL case construction with one inch of leveling
- One pencil tray, file hanging bars and lock(s) included
- One 3/4" thick adjustable shelf in storage space
- Laminate codes - M1: 1" LPL, H1: 1" HPL (top only)
- Specify handedness left 'L' or right 'R' when ordering

- All standard laminate finishes available
- Specify lock option: BRC standard black 'LBB', silver 'LBS'

- High pressure drawer fronts add code 'HF' and add \$371



Features & Specifications

No Charge Options

Optional Extra

OVERALL SIZE			LAMINATE	
WIDTH	DEPTH	HEIGHT	PRICE M1	PRICE H1
60"	20"	29"	\$2,209	\$2,426
66"	20"	29"	\$2,264	\$2,480
72"	20"	29"	\$2,318	\$2,537
60"	24"	29"	\$2,264	\$2,481
66"	24"	29"	\$2,319	\$2,539
72"	24"	29"	\$2,373	\$2,593



STORAGE SIZE OPTIONS		
OVERALL WIDTH	PERSONAL PEDESTAL	OPEN STORAGE
60"	36"	24"
66"	36"	30"
72"	36"	36"

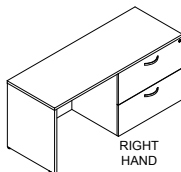
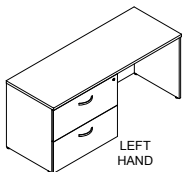
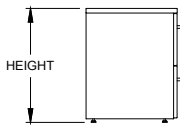
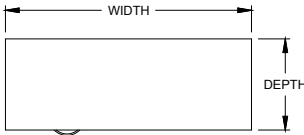
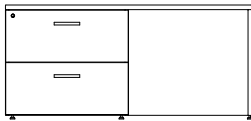
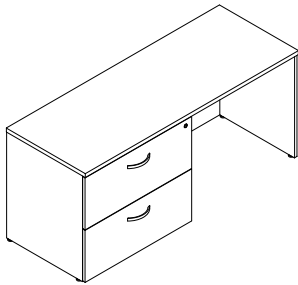


ORDER CODE SAMPLE									
ITEM CODE	WIDTH	DEPTH	HEIGHT	LEFT	RIGHT	LAMINATE	HAND	LOCK	OPTION
NCWAY	W60	D20	H29	L36	R24	M1	R	LBB	HF

- 3/4" Thick LPL case construction with one inch of leveling
- One pencil tray, file hanging bars and lock(s) included
- One 3/4" thick adjustable shelf in storage space
- Laminate codes - M1: 1" LPL, H1: 1" HPL (top only)
- Specify handedness left 'L' or right 'R' when ordering

- All standard laminates and metal finishes available
- Specify lock option: BRC standard black 'LBB', silver 'LBS'

- High pressure drawer fronts add code 'HF' and add \$371



OVERALL SIZE			LAMINATE	
WIDTH	DEPTH	HEIGHT	PRICE M1	PRICE H1
60"	20"	29"	\$1,839	\$2,057
66"	20"	29"	\$1,895	\$2,114
72"	20"	29"	\$1,949	\$2,168
60"	24"	29"	\$1,895	\$2,114
66"	24"	29"	\$1,951	\$2,169
72"	24"	29"	\$2,006	\$2,223



STORAGE SIZE OPTIONS		
OVERALL WIDTH	LATERAL STORAGE	OPEN SPACE
60"	24", 30", 36"	24", 30", 36"
66"	24", 30", 36"	24", 30", 36", 42"
72"	30", 36"	30", 36", 42"



ORDER CODE SAMPLE									
ITEM	WIDTH	DEPTH	HEIGHT	LEFT	RIGHT	LAMINATE	HAND	LOCK	OPTION
NCVAZ	W60	D24	H29	L24	R36	M1	R	LBS	HF

Features & Specifications

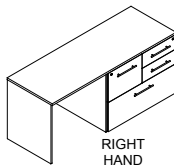
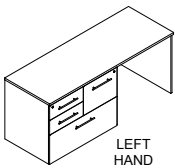
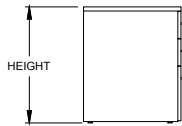
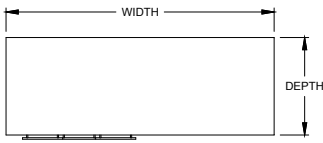
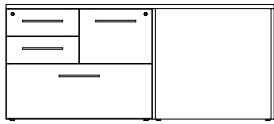
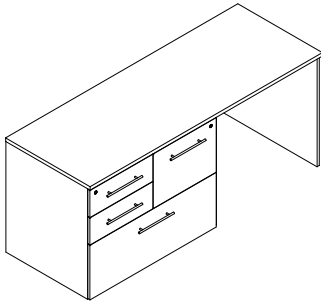
- 1" thick LPL gables and modesty with 1" leveling
- File hanging bars and lock(s) included
- Lateral file drawer includes interlock (anti-tilt) system, one drawer opens at a time
- Laminate codes - M1: 1" LPL, H1: 1" HPL (top only)
- Specify handedness left 'L' or right 'R' when ordering

No Charge Options

- All standard laminate finishes available
- Specify lock option: BRC standard black 'LBB', silver 'LBS'

Optional Extra

- High pressure drawer fronts add code 'HF' and add \$187
- 3" Grommet (AG30A) add code(s) 'GL', 'GC' and/or 'GR', add \$76 per grommet



Features & Specifications

No Charge Options

Optional Extra

OVERALL SIZE			LAMINATE	
WIDTH	DEPTH	HEIGHT	PRICE M1	PRICE H1
60"	20"	29"	\$2,014	\$2,231
66"	20"	29"	\$2,069	\$2,286
72"	20"	29"	\$2,123	\$2,340
60"	24"	29"	\$2,069	\$2,286
66"	24"	29"	\$2,124	\$2,342
72"	24"	29"	\$2,178	\$2,396



STORAGE SIZE OPTIONS		
OVERALL WIDTH	PERSONAL PEDESTAL	OPEN STORAGE
60"	36"	24"
66"	36"	30"
72"	36"	36"

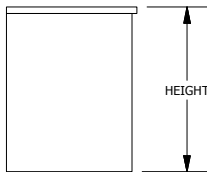

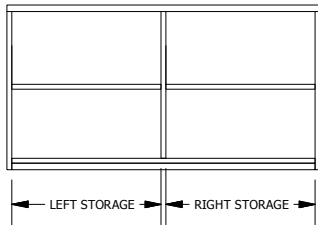
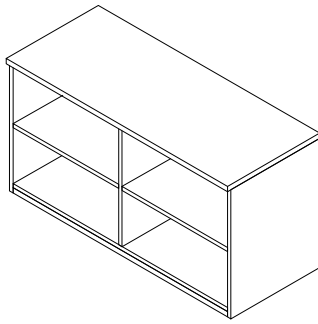


ORDER CODE SAMPLE									
ITEM CODE	WIDTH	DEPTH	HEIGHT	LEFT	RIGHT	LAMINATE	HAND	LOCK	OPTION
NCXAZ	W60	D20	H29	L36	R24	M1	R	LBB	HF

- 1" thick LPL gables and modesty with 1" leveling
- One pencil tray, file hanging bars and lock(s) included
- Laminate codes - M1: 1" LPL, H1: 1" HPL (top only)
- Specify handedness left 'L' or right 'R' when ordering

- All standard laminate finishes available
- Specify lock option: BRC standard black 'LBB', silver 'LBS'

- High pressure drawer fronts add code 'HF' and add \$371
- 3" Grommet (AG30A) add code(s) 'GL', 'GC' and/or 'GR', add \$76 per grommet



Features & Specifications

No Charge Options

OVERALL SIZE			LAMINATE	
WIDTH	DEPTH	HEIGHT	PRICE M1	PRICE H1
48"	20"	29"	\$1,340	\$1,556
54"	20"	29"	\$1,394	\$1,611
60"	20"	29"	\$1,448	\$1,665
66"	20"	29"	\$1,503	\$1,720
72"	20"	29"	\$1,557	\$1,774
48"	24"	29"	\$1,394	\$1,611
54"	24"	29"	\$1,448	\$1,666
60"	24"	29"	\$1,503	\$1,720
66"	24"	29"	\$1,558	\$1,776
72"	24"	29"	\$1,612	\$1,831
48"	30"	29"	\$1,449	\$1,666
54"	30"	29"	\$1,503	\$1,721
60"	30"	29"	\$1,558	\$1,779
66"	30"	29"	\$1,613	\$1,834
72"	30"	29"	\$1,671	\$1,889

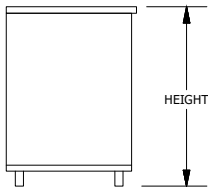

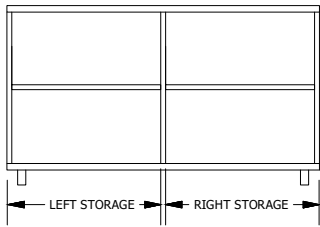
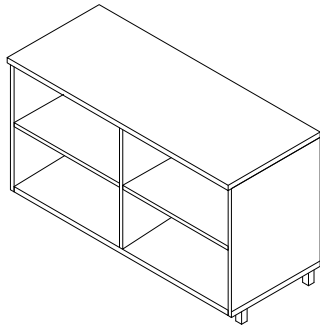


STORAGE SIZE OPTIONS					
WIDTH	OPTIONS (LEFT STORAGE SIZE X RIGHT STORAGE SIZE)				
48"	24" X 24"				
54"	24" X 30"	27" X 27"	30" X 24"		
60"	24" X 36"	30" X 30"	36" X 24"		
66"	24" X 42"	30" X 36"	33" X 33"	36" X 30"	42" X 24"
72"	30" X 42"	36" X 36"	42" X 30"		



ORDER CODE SAMPLE						
ITEM CODE	WIDTH	DEPTH	HEIGHT	LEFT STORAGE	RIGHT STORAGE	LAMINATE
NCOTZ	W60	D24	H29	L24	R36	M1

- 3/4" Thick LPL case construction with one inch of leveling
 - Top overhangs gables by 3/4"
 - One 3/4" thick adjustable shelf per storage space
 - Laminate codes - M1: 1" LPL, H1: 1" HPL (top only)
-
- All standard laminate finishes available



Features & Specifications

No Charge Options

OVERALL SIZE			LAMINATE	
WIDTH	DEPTH	HEIGHT	PRICE M1	PRICE H1
48"	20"	29"	\$1,479	\$1,697
54"	20"	29"	\$1,535	\$1,752
60"	20"	29"	\$1,589	\$1,806
66"	20"	29"	\$1,644	\$1,862
72"	20"	29"	\$1,698	\$1,916
48"	24"	29"	\$1,535	\$1,752
54"	24"	29"	\$1,590	\$1,807
60"	24"	29"	\$1,644	\$1,862
66"	24"	29"	\$1,699	\$1,918
72"	24"	29"	\$1,753	\$1,972
48"	30"	29"	\$1,590	\$1,807
54"	30"	29"	\$1,645	\$1,863
60"	30"	29"	\$1,700	\$1,919
66"	30"	29"	\$1,756	\$1,974
72"	30"	29"	\$1,812	\$2,029

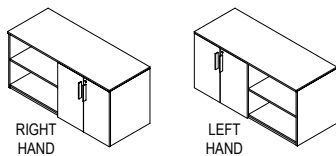
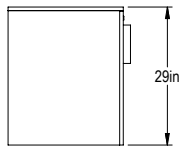
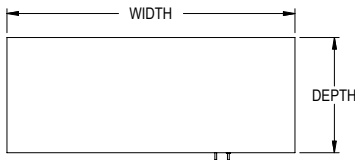
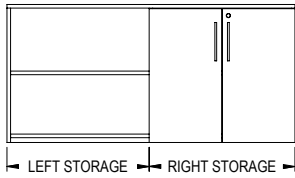
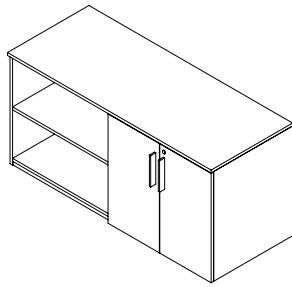


STORAGE SIZE OPTIONS					
WIDTH	OPTIONS (LEFT STORAGE SIZE X RIGHT STORAGE SIZE)				
48"	24" X 24"				
54"	24" X 30"	27" X 27"	30" X 24"		
60"	24" X 36"	30" X 30"	36" X 24"		
66"	24" X 42"	30" X 36"	33" X 33"	36" X 30"	42" X 24"
72"	30" X 42"	36" X 36"	42" X 30"		



ORDER CODE SAMPLE						
ITEM CODE	WIDTH	DEPTH	HEIGHT	LEFT STORAGE	RIGHT STORAGE	LAMINATE
NCOTY	W60	D24	H29	L24	R36	M1

- 3/4" Thick LPL case construction with one inch of leveling
 - Top overhangs gables by 3/4"
 - One 3/4" thick adjustable shelf per storage space
 - Laminate codes - M1: 1" LPL, H1: 1" HPL (top only)
-
- All standard laminates and metal finishes available



Features & Specifications

No Charge Options

Optional Extra

OVERALL SIZE			LAMINATE	
WIDTH	DEPTH	HEIGHT	PRICE M1	PRICE H1
48"	20"	29"	\$1,654	\$1,870
54"	20"	29"	\$1,709	\$1,925
60"	20"	29"	\$1,762	\$1,980
66"	20"	29"	\$1,816	\$2,034
72"	20"	29"	\$1,871	\$2,089
48"	24"	29"	\$1,709	\$1,925
54"	24"	29"	\$1,763	\$1,982
60"	24"	29"	\$1,817	\$2,036
66"	24"	29"	\$1,871	\$2,089
72"	24"	29"	\$1,928	\$2,145
48"	30"	29"	\$1,763	\$1,982
54"	30"	29"	\$1,817	\$2,036
60"	30"	29"	\$1,871	\$2,089
66"	30"	29"	\$1,928	\$2,145
72"	30"	29"	\$1,983	\$2,201



STORAGE SIZE OPTIONS					
WIDTH	OPTIONS (LEFT STORAGE SIZE X RIGHT STORAGE SIZE)				
48"	24" X 24"				
54"	24" X 30"	27" X 27"	30" X 24"		
60"	24" X 36"	30" X 30"	36" X 24"		
66"	24" X 42"	30" X 36"	33" X 33"	36" X 30"	42" X 24"
72"	30" X 42"	36" X 36"	42" X 30"		



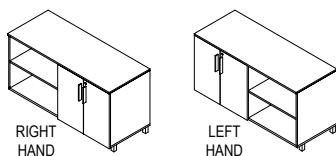
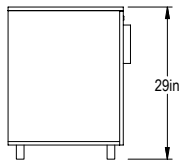
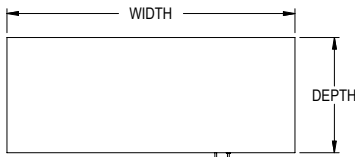
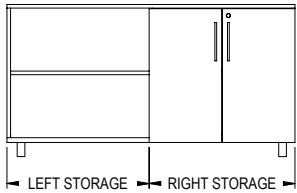
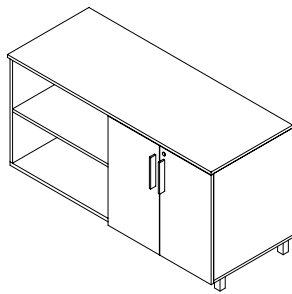
ORDER CODE SAMPLE									
ITEM CODE	WIDTH	DEPTH	HEIGHT	LEFT	RIGHT	LAMINATE	HAND	LOCK	OPTION
NCYAZ	W60	D24	H29	L24	R36	M1	R	LBB	HF

- 3/4" Thick LPL case construction with one inch of leveling
- Includes lock(s)
- One 3/4" thick adjustable shelf per storage space
- Laminate codes - M1: 1" LPL, H1: 1" HPL (top only)
- Specify handedness left 'L' or right 'R' when ordering

- All standard laminate finishes available
- Specify lock option: BRC standard black 'LBB', silver 'LBS'

- High pressure door fronts add code 'HF' and add \$187





Features & Specifications

No Charge Options

Optional Extra

OVERALL SIZE			LAMINATE	
WIDTH	DEPTH	HEIGHT	PRICE M1	PRICE H1
48"	20"	29"	\$1,795	\$2,011
54"	20"	29"	\$1,849	\$2,067
60"	20"	29"	\$1,903	\$2,121
66"	20"	29"	\$1,957	\$2,175
72"	20"	29"	\$2,013	\$2,230
48"	24"	29"	\$1,849	\$2,067
54"	24"	29"	\$1,904	\$2,122
60"	24"	29"	\$1,956	\$2,176
66"	24"	29"	\$2,026	\$2,187
72"	24"	29"	\$2,095	\$2,285
48"	30"	29"	\$1,904	\$2,122
54"	30"	29"	\$1,956	\$2,176
60"	30"	29"	\$2,026	\$2,230
66"	30"	29"	\$2,095	\$2,285
72"	30"	29"	\$2,150	\$2,340



STORAGE SIZE OPTIONS					
WIDTH	OPTIONS (LEFT STORAGE SIZE X RIGHT STORAGE SIZE)				
48"	24" X 24"				
54"	24" X 30"	27" X 27"	30" X 24"		
60"	24" X 36"	30" X 30"	36" X 24"		
66"	24" X 42"	30" X 36"	33" X 33"	36" X 30"	42" X 24"
72"	30" X 42"	36" X 36"	42" X 30"		

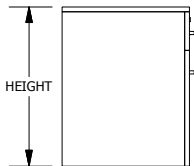
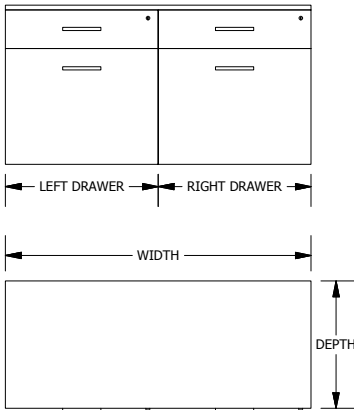
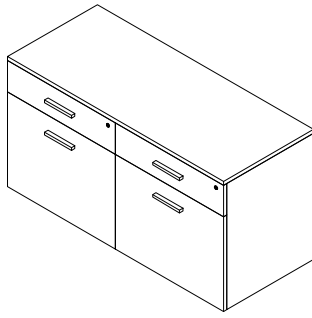


ORDER CODE SAMPLE									
ITEM CODE	WIDTH	DEPTH	HEIGHT	LEFT	RIGHT	LAMINATE	HAND	LOCK	OPTION
NCYAY	W60	D24	H29	L24	R36	M1	R	LBB	HF

- 3/4" Thick LPL case construction with one inch of leveling
- Includes lock(s)
- One 3/4" thick adjustable shelf per storage space
- Laminate codes - M1: 1" LPL, H1: 1" HPL (top only)
- Specify handedness left 'L' or right 'R' when ordering

- All standard laminates and metal finishes available
- Specify lock option: BRC standard black 'LBB', silver 'LBS'

- High pressure door fronts add code 'HF' and add \$187



Features & Specifications

No Charge Options

Optional Extra



SPECIAL NOTES

OVERALL SIZE			LAMINATE	
WIDTH	DEPTH	HEIGHT	PRICE M1	PRICE H1
54"	20"	22"	\$2,056	\$2,285
60"	20"	22"	\$2,112	\$2,340
66"	20"	22"	\$2,173	\$2,400
72"	20"	22"	\$2,230	\$2,458
54"	24"	22"	\$2,112	\$2,340
60"	24"	22"	\$2,173	\$2,400
66"	24"	22"	\$2,230	\$2,458
72"	24"	22"	\$2,287	\$2,516
54"	30"	22"	\$2,173	\$2,400
60"	30"	22"	\$2,230	\$2,458
66"	30"	22"	\$2,287	\$2,516
72"	30"	22"	\$2,344	\$2,572



STORAGE SIZE OPTIONS		
OVERALL WIDTH	FILE DRAWER	FILE DRAWER
54"	24", 30"	24", 30"
60"	24", 30", 36"	24", 30", 36"
66"	24", 30", 36"	24", 30", 36"
72"	36"	36"



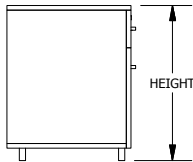
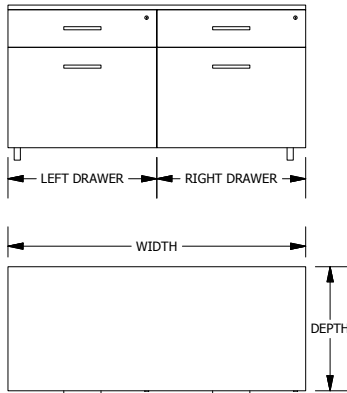
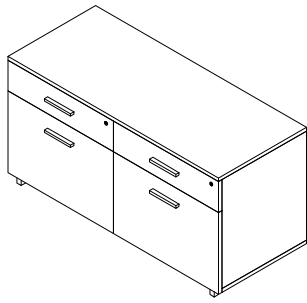
ORDER CODE SAMPLE								
ITEM	WIDTH	DEPTH	HEIGHT	LEFT DWR	RIGHT DWR	LAMINATE	LOCK	OPTION
NCBFZ	W54	D24	H22.25	L24	R30	M1	LBS	CW2

- 3/4" Thick LPL case construction with one inch of leveling
- File hanging bars and lock(s) included
- Laminate codes - M1: 1" LPL, H1: 1" HPL (top only)

- All standard laminate finishes available
- Specify lock option: BRC standard black 'LBB', silver 'LBS'

- High pressure drawer fronts add code 'HF' and add \$187
- Counterweights add code 'CW2', and add \$272

- This storage product must be secured or ganged to an additional support structure (eg: wall, adjacent cabinet).



Features & Specifications

No Charge Options

Optional Extra



SPECIAL NOTES

OVERALL SIZE			LAMINATE	
WIDTH	DEPTH	HEIGHT	PRICE M1	PRICE H1
54"	20"	22"	\$2,099	\$2,316
60"	20"	22"	\$2,153	\$2,370
66"	20"	22"	\$2,208	\$2,425
72"	20"	22"	\$2,263	\$2,480
54"	24"	22"	\$2,153	\$2,370
60"	24"	22"	\$2,208	\$2,425
66"	24"	22"	\$2,263	\$2,480
72"	24"	22"	\$2,318	\$2,537
54"	30"	22"	\$2,208	\$2,425
60"	30"	22"	\$2,263	\$2,480
66"	30"	22"	\$2,318	\$2,537
72"	30"	22"	\$2,372	\$2,591



STORAGE SIZE OPTIONS		
OVERALL WIDTH	FILE DRAWER	FILE DRAWER
54"	24", 30"	24", 30"
60"	24", 30", 36"	24", 30", 36"
66"	24", 30", 36"	24", 30", 36"
72"	36"	36"



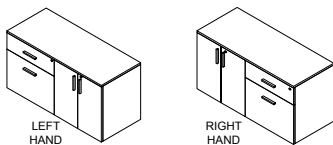
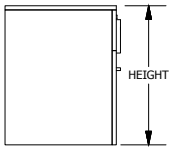
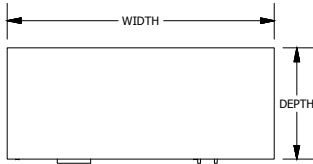
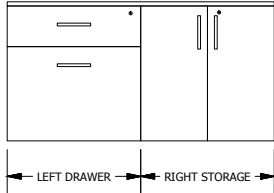
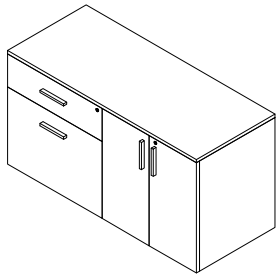
ORDER CODE SAMPLE								
ITEM	WIDTH	DEPTH	HEIGHT	LEFT DWR	RIGHT DWR	LAMINATE	LOCK	OPTION
NCBFY	W54	D24	H22.25	L24	R30	M1	LBS	CW2

- 3/4" Thick LPL case construction with one inch of leveling
- File hanging bars and lock(s) included
- Laminate codes - M1: 1" LPL, H1: 1" HPL (top only)

- All standard laminates and metal finishes available
- Specify lock option: BRC standard black 'LBB', silver 'LBS'

- High pressure drawer fronts add code 'HF' and add \$187
- Counterweights add code 'CW2', and add \$272

- This storage product must be secured or ganged to an additional support structure (eg: wall, adjacent cabinet).



Features & Specifications

No Charge Options

Optional Extra



SPECIAL NOTES

OVERALL SIZE			LAMINATE	
WIDTH	DEPTH	HEIGHT	PRICE M1	PRICE H1
48"	20"	22"	\$1,933	\$2,152
54"	20"	22"	\$1,989	\$2,207
60"	20"	22"	\$2,043	\$2,261
66"	20"	22"	\$2,099	\$2,316
72"	20"	22"	\$2,153	\$2,370
48"	24"	22"	\$2,208	\$2,425
54"	24"	22"	\$2,043	\$2,261
60"	24"	22"	\$2,099	\$2,316
66"	24"	22"	\$2,153	\$2,370
72"	24"	22"	\$2,208	\$2,425
48"	30"	22"	\$2,263	\$2,480
54"	30"	22"	\$2,043	\$2,261
60"	30"	22"	\$2,099	\$2,316
66"	30"	22"	\$2,153	\$2,370
72"	30"	22"	\$2,208	\$2,425



STORAGE SIZE OPTIONS		
OVERALL WIDTH	FILE DRAWERS	CLOSED STORAGE
48"	24"	24"
54"	24", 30"	24", 30"
60"	24", 30", 36"	24", 30", 36"
66"	24", 30", 36"	24", 30", 36", 42"
72"	30", 36"	36", 42"



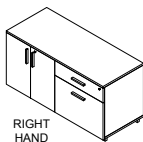
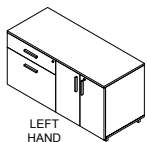
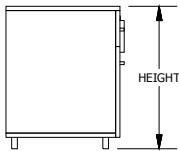
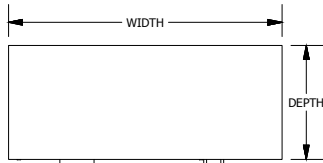
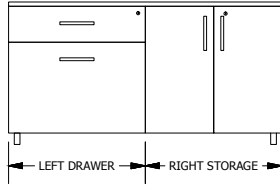
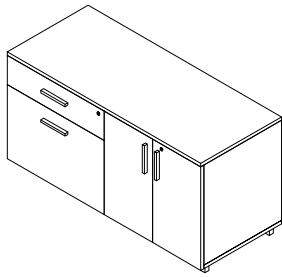
ORDER CODE SAMPLE									
ITEM	WIDTH	DEPTH	HEIGHT	LEFT	RIGHT	LAMINATE	HAND	LOCK	OPTION
NCAAZ	W60	D24	H22.25	L24	R36	M1	R	LBB	CW

- 3/4" Thick LPL case construction with one inch of leveling
- File hanging bars and lock(s) included
- One 3/4" thick adjustable shelf in storage space
- Laminate codes - M1: 1" LPL, H1: 1" HPL (top only)
- Specify handedness left 'L' or right 'R' when ordering

- All standard laminate finishes available
- Specify lock option: BRC standard black 'LBB', silver 'LBS'

- High pressure drawer and door fronts add code 'HF' and add \$371
- Counterweight add code 'CW' and add \$137

- This storage product must be secured or ganged to an additional support structure (eg: wall, adjacent cabinet)



Features & Specifications

No Charge Options

Optional Extra



SPECIAL NOTES

OVERALL SIZE			LAMINATE	
WIDTH	DEPTH	HEIGHT	PRICE M1	PRICE H1
48"	20"	22"	\$2,073	\$2,292
54"	20"	22"	\$2,128	\$2,347
60"	20"	22"	\$2,186	\$2,403
66"	20"	22"	\$2,241	\$2,458
72"	20"	22"	\$2,294	\$2,511
48"	24"	22"	\$2,349	\$2,566
54"	24"	22"	\$2,186	\$2,403
60"	24"	22"	\$2,241	\$2,458
66"	24"	22"	\$2,294	\$2,511
72"	24"	22"	\$2,349	\$2,566
48"	30"	22"	\$2,405	\$2,624
54"	30"	22"	\$2,186	\$2,403
60"	30"	22"	\$2,241	\$2,458
66"	30"	22"	\$2,294	\$2,511
72"	30"	22"	\$2,349	\$2,566



STORAGE SIZE OPTIONS		
OVERALL WIDTH	FILE DRAWERS	CLOSED STORAGE
48"	24"	24"
54"	24", 30"	24", 30"
60"	24", 30", 36"	24", 30", 36"
66"	24", 30", 36"	24", 30", 36", 42"
72"	30", 36"	36", 42"



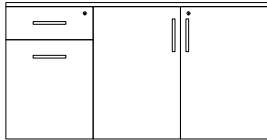
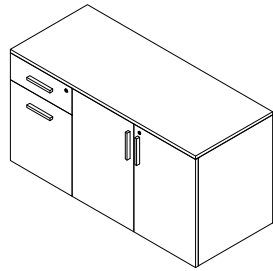
ORDER CODE SAMPLE									
ITEM	WIDTH	DEPTH	HEIGHT	LEFT	RIGHT	LAMINATE	HAND	LOCK	OPTION
NCAAY	W60	D24	H22.25	L24	R36	M1	R	LBB	CW

- 3/4" Thick LPL case construction with one inch of leveling
- File hanging bars and lock(s) included
- One 3/4" thick adjustable shelf in storage space
- Laminate codes - M1: 1" LPL, H1: 1" HPL (top only)
- Specify handedness left 'L' or right 'R' when ordering

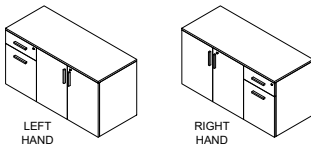
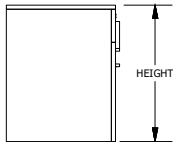
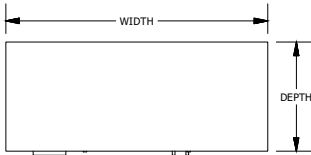
- All standard laminates and metal finishes available
- Specify lock option: BRC standard black 'LBB', silver 'LBS'

- High pressure drawer and door fronts add code 'HF' and add \$371
- Counterweight add code 'CW' and add \$137

- This storage product must be secured or ganged to an additional support structure (eg: wall, adjacent cabinet)



← 15.75 in →



NOTE: BOX AND/OR FILE DRAWERS ARE 15.75" WIDE REGARDLESS OF OVERALL WIDTH

Features & Specifications

No Charge Options

Optional Extra



SPECIAL NOTES

OVERALL SIZE			LAMINATE	
WIDTH	DEPTH	HEIGHT	PRICE M1	PRICE H1
48"	20"	22"	\$1,989	\$2,207
54"	20"	22"	\$2,010	\$2,228
60"	20"	22"	\$2,028	\$2,244
48"	24"	22"	\$2,043	\$2,261
54"	24"	22"	\$2,010	\$2,228
60"	24"	22"	\$2,028	\$2,244
48"	30"	22"	\$2,043	\$2,261
54"	30"	22"	\$2,057	\$2,274
60"	30"	22"	\$2,091	\$2,309



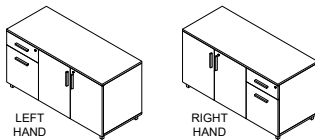
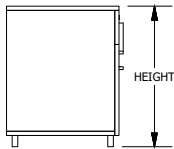
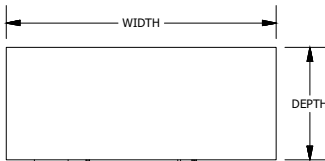
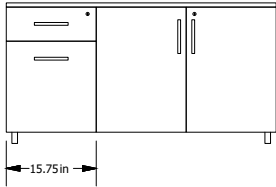
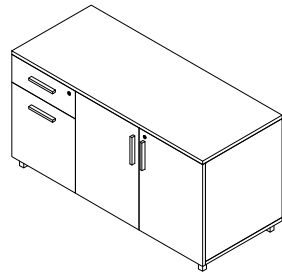
ORDER CODE SAMPLE							
ITEM CODE	WIDTH	DEPTH	HEIGHT	LAMINATE	HAND	LOCK	OPTION
NCPAZ	W48	D24	H22.25	M1	R	LBS	CW

- 3/4" Thick LPL case construction with one inch of leveling
- One pencil tray, file hanging bars and lock(s) included
- One 3/4" thick adjustable shelf in storage space
- Laminate codes - M1: 1" LPL, H1: 1" HPL (top only)
- Specify handedness left 'L' or right 'R' when ordering

- All standard laminate finishes available
- Specify lock option: BRC standard black 'LBB', silver 'LBS'

- High pressure drawer and door fronts add code 'HF' and add \$371
- Counterweight add code 'CW' and add \$137

- This storage product must be secured or ganged to an additional support structure (eg: wall, adjacent cabinet)



NOTE: BOX AND/OR FILE DRAWERS ARE 15.75" WIDE REGARDLESS OF OVERALL WIDTH

Features & Specifications

No Charge Options

Optional Extra



SPECIAL NOTES

OVERALL SIZE			LAMINATE	
WIDTH	DEPTH	HEIGHT	PRICE M1	PRICE H1
48"	20"	22"	\$2,128	\$2,347
54"	20"	22"	\$2,152	\$2,369
60"	20"	22"	\$2,169	\$2,385
48"	24"	22"	\$2,186	\$2,403
54"	24"	22"	\$2,152	\$2,369
60"	24"	22"	\$2,169	\$2,385
48"	30"	22"	\$2,186	\$2,403
54"	30"	22"	\$2,200	\$2,416
60"	30"	22"	\$2,230	\$2,448



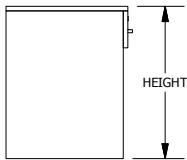
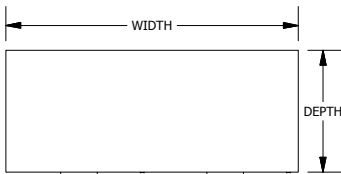
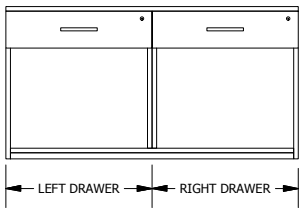
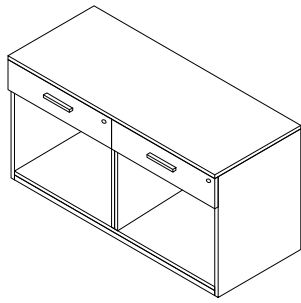
ORDER CODE SAMPLE							
ITEM CODE	WIDTH	DEPTH	HEIGHT	LAMINATE	HAND	LOCK	OPTION
NCPAY	W48	D24	H22.25	M1	R	LBS	CW

- 3/4" Thick LPL case construction with one inch of leveling
- One pencil tray, file hanging bars and lock(s) included
- One 3/4" thick adjustable shelf in storage space
- Laminate codes - M1: 1" LPL, H1: 1" HPL (top only)
- Specify handedness left 'L' or right 'R' when ordering

- All standard laminates and metal finishes available
- Specify lock option: BRC standard black 'LBB', silver 'LBS'

- High pressure drawer and door fronts add code 'HF' and add \$371
- Counterweight add code 'CW' and add \$137

- This storage product must be secured or ganged to an additional support structure (eg: wall, adjacent cabinet)



Features & Specifications

No Charge Options

Optional Extra



SPECIAL NOTES

OVERALL SIZE			LAMINATE	
WIDTH	DEPTH	HEIGHT	PRICE M1	PRICE H1
48"	20"	22"	\$1,676	\$1,893
54"	20"	22"	\$1,730	\$1,948
60"	20"	22"	\$1,784	\$2,002
66"	20"	22"	\$1,839	\$2,057
72"	20"	22"	\$1,895	\$2,114
48"	24"	22"	\$1,730	\$1,948
54"	24"	22"	\$1,784	\$2,002
60"	24"	22"	\$1,839	\$2,057
66"	24"	22"	\$1,895	\$2,114
72"	24"	22"	\$1,949	\$2,168
48"	30"	22"	\$1,730	\$1,948
54"	30"	22"	\$1,784	\$2,002
60"	30"	22"	\$1,839	\$2,057
66"	30"	22"	\$1,895	\$2,114
72"	30"	22"	\$1,949	\$2,168



STORAGE SIZE OPTIONS		
OVERALL WIDTH	FILE DRAWER	FILE DRAWER
48"	24"	24"
54"	24", 30"	24", 30"
60"	24", 30", 36"	24", 30", 36"
66"	24", 30", 36"	24", 30", 36"
72"	30", 36"	30", 36"



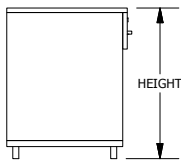
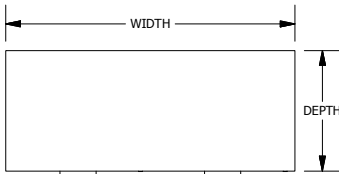
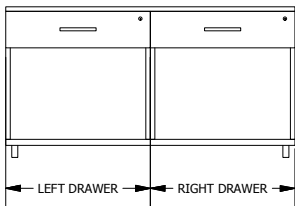
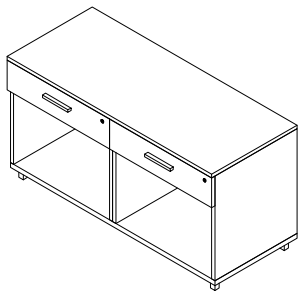
ORDER CODE SAMPLE								
ITEM	WIDTH	DEPTH	HEIGHT	LEFT DWR	RIGHT DWR	LAMINATE	LOCK	OPTION
NCBBZ	W60	D24	H22.25	L24	R36	M1	LBB	HF

- 3/4" Thick LPL case construction with one inch of leveling
- Includes lock(s)
- Laminate codes - M1: 1" LPL, H1: 1" HPL (top only)

- All standard laminate finishes available
- Specify lock option: BRC standard black 'LBB', silver 'LBS'

- High pressure drawer fronts add code 'HF' and add \$187

- This storage product must be secured or ganged to an additional support structure (eg: wall, adjacent cabinet).



Features & Specifications

No Charge Options

Optional Extra



SPECIAL NOTES

OVERALL SIZE			LAMINATE	
WIDTH	DEPTH	HEIGHT	PRICE M1	PRICE H1
48"	20"	22"	\$1,816	\$2,034
54"	20"	22"	\$1,874	\$2,091
60"	20"	22"	\$1,928	\$2,145
66"	20"	22"	\$1,982	\$2,200
72"	20"	22"	\$2,037	\$2,255
48"	24"	22"	\$1,874	\$2,091
54"	24"	22"	\$1,928	\$2,145
60"	24"	22"	\$1,982	\$2,200
66"	24"	22"	\$2,037	\$2,255
72"	24"	22"	\$2,015	\$2,310
48"	30"	22"	\$1,874	\$2,091
54"	30"	22"	\$1,928	\$2,145
60"	30"	22"	\$1,982	\$2,200
66"	30"	22"	\$2,037	\$2,255
72"	30"	22"	\$2,092	\$2,310



STORAGE SIZE OPTIONS		
OVERALL WIDTH	FILE DRAWER	FILE DRAWER
48"	24"	24"
54"	24", 30"	24", 30"
60"	24", 30", 36"	24", 30", 36"
66"	24", 30", 36"	24", 30", 36"
72"	30", 36"	30", 36"



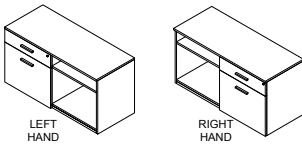
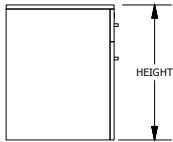
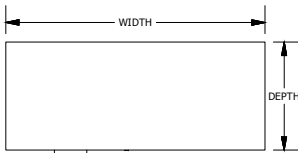
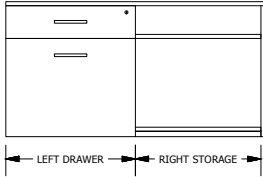
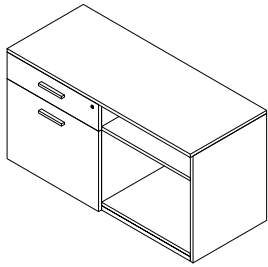
ORDER CODE SAMPLE								
ITEM	WIDTH	DEPTH	HEIGHT	LEFT DWR	RIGHT DWR	LAMINATE	LOCK	OPTION
NCBBY	W60	D24	H22.25	L24	R36	M1	LBB	HF

- 3/4" Thick LPL case construction with one inch of leveling
- Includes lock(s)
- Laminate codes - M1: 1" LPL, H1: 1" HPL (top only)

- All standard laminates and metal finishes available
- Specify lock option: BRC standard black 'LBB', silver 'LBS'

- High pressure drawer fronts add code 'HF' and add \$187

- This storage product must be secured or ganged to an additional support structure (eg: wall, adjacent cabinet).



Features & Specifications

No Charge Options

Optional Extra



SPECIAL NOTES

OVERALL SIZE			LAMINATE	
WIDTH	DEPTH	HEIGHT	PRICE M1	PRICE H1
48"	20"	22"	\$1,817	\$2,046
54"	20"	22"	\$1,875	\$2,102
60"	20"	22"	\$1,932	\$2,160
66"	20"	22"	\$1,991	\$2,220
72"	20"	22"	\$2,047	\$2,277
48"	24"	22"	\$1,875	\$2,102
54"	24"	22"	\$1,932	\$2,160
60"	24"	22"	\$1,991	\$2,220
66"	24"	22"	\$2,047	\$2,277
72"	24"	22"	\$2,104	\$2,335
48"	30"	22"	\$1,875	\$2,102
54"	30"	22"	\$1,932	\$2,160
60"	30"	22"	\$1,991	\$2,220
66"	30"	22"	\$2,047	\$2,277
72"	30"	22"	\$2,104	\$2,335



STORAGE SIZE OPTIONS		
OVERALL WIDTH	FILE DRAWERS	OPEN STORAGE
48"	24", 30", 36"	12", 18", 24"
54"	24", 30", 36"	18", 24", 30"
60"	24", 30", 36"	24", 30", 36"
66"	24", 30", 36"	24", 30", 36", 42"
72"	36"	36"



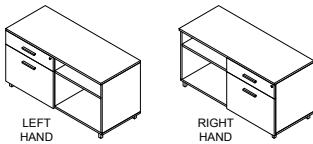
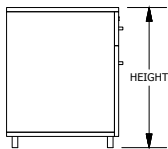
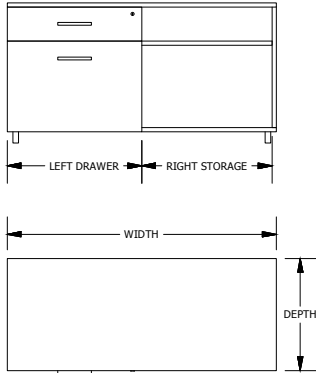
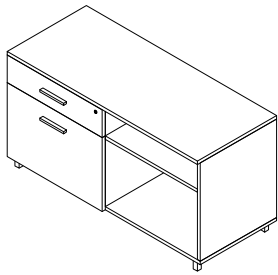
ORDER CODE SAMPLE									
ITEM	WIDTH	DEPTH	HEIGHT	LEFT	RIGHT	LAMINATE	HAND	LOCK	OPTION
NCCAZ	W60	D24	H22.25	L24	R36	M1	R	LBS	CW

- 3/4" Thick LPL case construction with one inch of leveling
- File hanging bars and lock(s) included
- One 3/4" thick adjustable shelf in storage space
- Laminate codes - M1: 1" LPL, H1: 1" HPL (top only)
- Specify handedness left 'L' or right 'R' when ordering

- All standard laminate finishes available
- Specify lock option: BRC standard black 'LBB', silver 'LBS'

- High pressure drawer fronts add code 'HF' and add \$187
- Counterweight add code 'CW' and add \$137

- This storage product must be secured or ganged to an additional support structure (eg: wall, adjacent cabinet)



OVERALL SIZE			LAMINATE	
WIDTH	DEPTH	HEIGHT	PRICE M1	PRICE H1
48"	20"	22"	\$1,874	\$2,091
54"	20"	22"	\$1,928	\$2,145
60"	20"	22"	\$1,982	\$2,200
66"	20"	22"	\$2,037	\$2,255
72"	20"	22"	\$2,092	\$2,310
48"	24"	22"	\$1,928	\$2,145
54"	24"	22"	\$1,982	\$2,200
60"	24"	22"	\$2,037	\$2,255
66"	24"	22"	\$2,092	\$2,310
72"	24"	22"	\$2,147	\$2,364
48"	30"	22"	\$1,928	\$2,145
54"	30"	22"	\$1,982	\$2,200
60"	30"	22"	\$2,037	\$2,255
66"	30"	22"	\$2,092	\$2,310
72"	30"	22"	\$2,147	\$2,364



STORAGE SIZE OPTIONS		
OVERALL WIDTH	FILE DRAWERS	OPEN STORAGE
48"	24", 30", 36"	12", 18", 24"
54"	24", 30", 36"	18", 24", 30"
60"	24", 30", 36"	24", 30", 36"
66"	24", 30", 36"	24", 30", 36", 42"
72"	36"	36"



ORDER CODE SAMPLE									
ITEM	WIDTH	DEPTH	HEIGHT	LEFT	RIGHT	LAMINATE	HAND	LOCK	OPTION
NCCAY	W60	D24	H22.25	L24	R36	M1	R	LBS	CW

Features & Specifications

- 3/4" Thick LPL case construction with one inch of leveling
- File hanging bars and lock(s) included
- One 3/4" thick adjustable shelf in storage space
- Laminate codes - M1: 1" LPL, H1: 1" HPL (top only)
- Specify handedness left 'L' or right 'R' when ordering

No Charge Options

- All standard laminates and metal finishes available
- Specify lock option: BRC standard black 'LBB', silver 'LBS'

Optional Extra

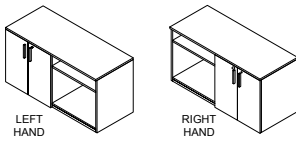
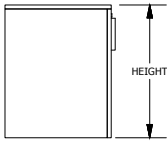
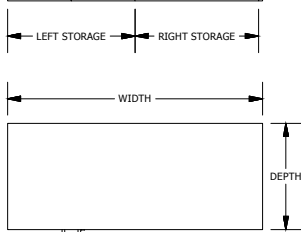
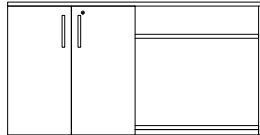
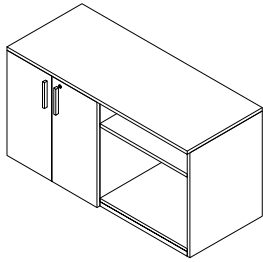
- High pressure drawer fronts add code 'HF' and add \$187
- Counterweight add code 'CW' and add \$137



SPECIAL NOTES

- This storage product must be secured or ganged to an additional support structure (eg: wall, adjacent cabinet)





Features & Specifications

No Charge Options

Optional Extra

OVERALL SIZE			LAMINATE	
WIDTH	DEPTH	HEIGHT	PRICE M1	PRICE H1
48"	20"	22"	\$1,597	\$1,814
54"	20"	22"	\$1,654	\$1,870
60"	20"	22"	\$1,706	\$1,924
66"	20"	22"	\$1,760	\$1,978
72"	20"	22"	\$1,816	\$2,034
48"	24"	22"	\$1,654	\$1,870
54"	24"	22"	\$1,706	\$1,924
60"	24"	22"	\$1,760	\$1,978
66"	24"	22"	\$1,816	\$2,034
72"	24"	22"	\$1,874	\$2,091
48"	30"	22"	\$1,654	\$1,870
54"	30"	22"	\$1,706	\$1,924
60"	30"	22"	\$1,760	\$1,978
66"	30"	22"	\$1,816	\$2,034
72"	30"	22"	\$1,874	\$2,091



STORAGE SIZE OPTIONS		
OVERALL WIDTH	CLOSED STORAGE	OPEN STORAGE
48"	24", 30", 36"	12", 18", 24"
54"	24", 30", 36"	18", 24", 30"
60"	24", 30", 36"	24", 30", 36"
66"	24", 30", 36"	24", 30", 36", 42"
72"	36"	36"

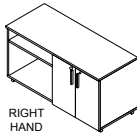
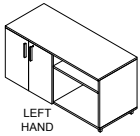
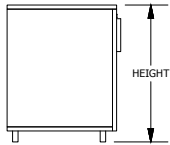
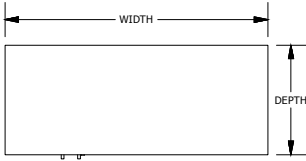
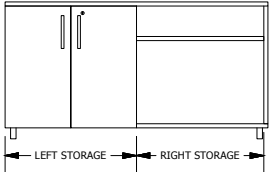
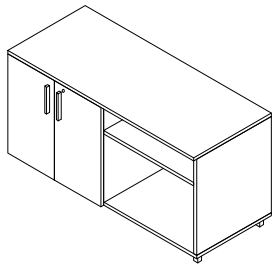


ORDER CODE SAMPLE									
ITEM	WIDTH	DEPTH	HEIGHT	LEFT	RIGHT	LAMINATE	HAND	LOCK	OPTION
NCOAZ	W60	D24	H22.25	L24	R36	M1	R	LBS	HF

- 3/4" Thick LPL case construction with one inch of leveling
- Includes lock(s)
- One 3/4" thick adjustable shelf per storage space
- Laminate codes - M1: 1" LPL, H1: 1" HPL (top only)
- Specify handedness left 'L' or right 'R' when ordering

- All standard laminate finishes available
- Specify lock option: BRC standard black 'LBB', silver 'LBS'

- High pressure door fronts add code 'HF' and add \$187



Features & Specifications

No Charge Options

Optional Extra

OVERALL SIZE			LAMINATE	
WIDTH	DEPTH	HEIGHT	PRICE M1	PRICE H1
48"	20"	22"	\$1,741	\$1,957
54"	20"	22"	\$1,795	\$2,011
60"	20"	22"	\$1,848	\$2,066
66"	20"	22"	\$1,903	\$2,121
72"	20"	22"	\$1,959	\$2,176
48"	24"	22"	\$1,795	\$2,011
54"	24"	22"	\$1,848	\$2,066
60"	24"	22"	\$1,903	\$2,121
66"	24"	22"	\$1,959	\$2,176
72"	24"	22"	\$2,011	\$2,229
48"	30"	22"	\$1,795	\$2,011
54"	30"	22"	\$1,848	\$2,066
60"	30"	22"	\$1,903	\$2,121
66"	30"	22"	\$1,959	\$2,176
72"	30"	22"	\$2,011	\$2,229

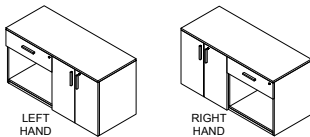
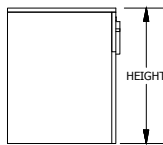
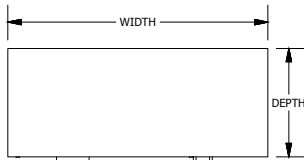
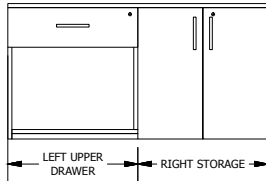
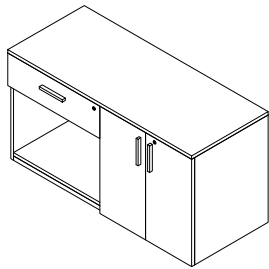


STORAGE SIZE OPTIONS		
OVERALL WIDTH	CLOSED STORAGE	OPEN STORAGE
48"	24", 30", 36"	12", 18", 24"
54"	24", 30", 36"	18", 24", 30"
60"	24", 30", 36"	24", 30", 36"
66"	24", 30", 36"	24", 30", 36", 42"
72"	36"	36"



ORDER CODE SAMPLE									
ITEM	WIDTH	DEPTH	HEIGHT	LEFT	RIGHT	LAMINATE	HAND	LOCK	OPTION
NCOAY	W60	D24	H22.25	L24	R36	M1	R	LBS	HF

- 3/4" Thick LPL case construction with one inch of leveling
 - Includes lock(s)
 - One 3/4" thick adjustable shelf per storage space
 - Laminate codes - M1: 1" LPL, H1: 1" HPL (top only)
 - Specify handedness left 'L' or right 'R' when ordering
-
- All standard laminates and metal finishes available
 - Specify lock option: BRC standard black 'LBB', silver 'LBS'
-
- High pressure door fronts add code 'HF' and add \$187



Features & Specifications

No Charge Options

Optional Extra

OVERALL SIZE			LAMINATE	
WIDTH	DEPTH	HEIGHT	PRICE M1	PRICE H1
48"	20"	22"	\$1,795	\$2,011
54"	20"	22"	\$1,848	\$2,066
60"	20"	22"	\$1,903	\$2,121
66"	20"	22"	\$1,959	\$2,176
72"	20"	22"	\$2,011	\$2,229
48"	24"	22"	\$1,848	\$2,066
54"	24"	22"	\$1,903	\$2,121
60"	24"	22"	\$1,959	\$2,176
66"	24"	22"	\$2,011	\$2,229
72"	24"	22"	\$2,068	\$2,285
48"	30"	22"	\$1,848	\$2,066
54"	30"	22"	\$1,903	\$2,121
60"	30"	22"	\$1,959	\$2,176
66"	30"	22"	\$2,011	\$2,229
72"	30"	22"	\$2,068	\$2,285



STORAGE SIZE OPTIONS		
OVERALL WIDTH	BOX DRAWER	CLOSED STORAGE
48"	24"	24"
54"	24", 30"	24", 30"
60"	24", 30", 36"	24", 30", 36"
66"	24", 30", 36"	24", 30", 36", 42"
72"	30", 36"	36", 42"

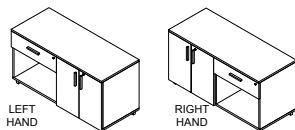
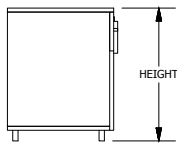
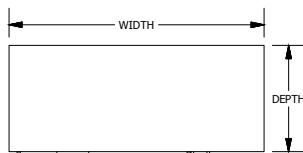
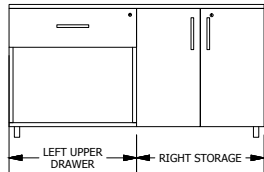
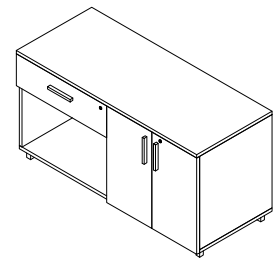


ORDER CODE SAMPLE									
ITEM CODE	WIDTH	DEPTH	HEIGHT	LEFT	RIGHT	LAMINATE	HAND	LOCK	OPTION
NCGAZ	W60	D24	H22.25	L24	R36	M1	R	LBB	HF

- 3/4" Thick LPL case construction with one inch of leveling
- Includes lock(s)
- One 3/4" thick adjustable shelf in storage space
- Laminate codes - M1: 1" LPL, H1: 1" HPL (top only)
- Specify handedness left 'L' or right 'R' when ordering

- All standard laminate finishes available
- Specify lock option: BRC standard black 'LBB', silver 'LBS'

- High pressure drawer and door fronts add code 'HF' and add \$278



Features & Specifications

No Charge Options

Optional Extra

OVERALL SIZE			LAMINATE	
WIDTH	DEPTH	HEIGHT	PRICE M1	PRICE H1
48"	20"	22"	\$1,933	\$2,081
54"	20"	22"	\$1,989	\$2,136
60"	20"	22"	\$2,043	\$2,189
66"	20"	22"	\$2,099	\$2,244
72"	20"	22"	\$2,153	\$2,298
48"	24"	22"	\$1,989	\$2,136
54"	24"	22"	\$2,043	\$2,189
60"	24"	22"	\$2,099	\$2,244
66"	24"	22"	\$2,153	\$2,298
72"	24"	22"	\$2,208	\$2,353
48"	30"	22"	\$1,989	\$2,136
54"	30"	22"	\$2,043	\$2,189
60"	30"	22"	\$2,099	\$2,244
66"	30"	22"	\$2,153	\$2,298
72"	30"	22"	\$2,208	\$2,353



STORAGE SIZE OPTIONS		
OVERALL WIDTH	BOX DRAWER	CLOSED STORAGE
48"	24"	24"
54"	24", 30"	24", 30"
60"	24", 30", 36"	24", 30", 36"
66"	24", 30", 36"	24", 30", 36", 42"
72"	30", 36"	36", 42"

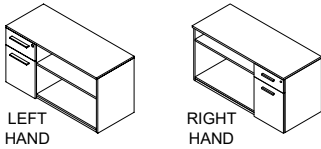
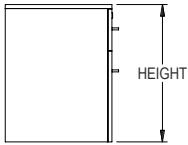
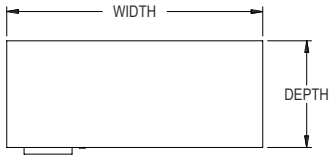
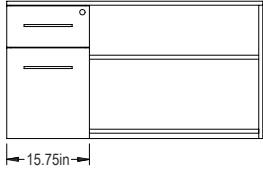
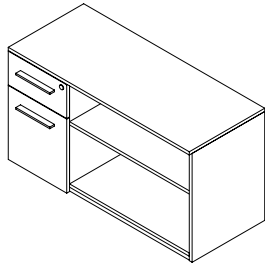


ORDER CODE SAMPLE									
ITEM CODE	WIDTH	DEPTH	HEIGHT	LEFT	RIGHT	LAMINATE	HAND	LOCK	OPTION
NCGAY	W60	D24	H22.25	L24	R36	M1	R	LBB	HF

- 3/4" Thick LPL case construction with one inch of leveling
- Includes lock(s)
- One 3/4" thick adjustable shelf in storage space
- Laminate codes - M1: 1" LPL, H1: 1" HPL (top only)
- Specify handedness left 'L' or right 'R' when ordering

- All standard laminates and metal finishes available
- Specify lock option: BRC standard black 'LBB', silver 'LBS'

- High pressure drawer and door fronts add code 'HF' and add \$278



NOTE: BOX AND/OR FILE DRAWERS ARE 15.75" WIDE REGARDLESS OF OVERALL WIDTH

OVERALL SIZE			LAMINATE	
WIDTH	DEPTH	HEIGHT	PRICE M1	PRICE H1
30"	20"	22"	\$1,512	\$1,728
36"	20"	22"	\$1,567	\$1,783
42"	20"	22"	\$1,620	\$1,837
48"	20"	22"	\$1,676	\$1,893
30"	24"	22"	\$1,567	\$1,783
36"	24"	22"	\$1,620	\$1,837
42"	24"	22"	\$1,676	\$1,893
48"	24"	22"	\$1,730	\$1,948
30"	30"	22"	\$1,567	\$1,783
36"	30"	22"	\$1,620	\$1,837
42"	30"	22"	\$1,676	\$1,893
48"	30"	22"	\$1,730	\$1,948

Features & Specifications

No Charge Options

Optional Extra

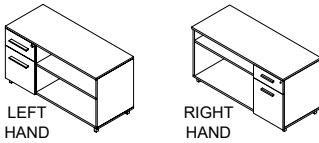
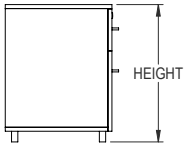
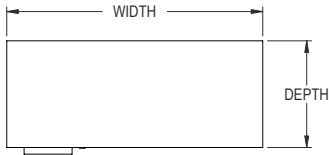
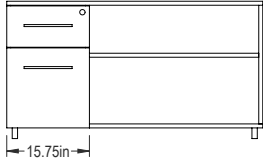
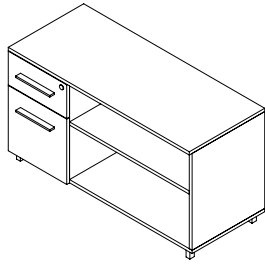


ORDER CODE SAMPLE							
ITEM CODE	WIDTH	DEPTH	HEIGHT	LAMINATE	HAND	LOCK	OPTION
NCFAZ	W30	D24	H22.25	M1	L	LBB	CW

- 3/4" Thick LPL case construction with one inch of leveling
- One pencil tray, file hanging bars and lock(s) included
- One 3/4" thick adjustable shelf in storage space
- Laminate codes - M1: 1" LPL, H1: 1" HPL (top only)
- Specify handedness left 'L' or right 'R' when ordering

- All standard laminate finishes available
- Specify lock option: BRC standard black 'LBB', silver 'LBS'

- High pressure drawer fronts add code 'HF' and add \$187
- Counterweight add code 'CW' and add \$137



NOTE: BOX AND/OR FILE DRAWERS ARE 15.75" WIDE REGARDLESS OF OVERALL WIDTH

OVERALL SIZE			LAMINATE	
WIDTH	DEPTH	HEIGHT	PRICE M1	PRICE H1
30"	20"	22"	\$1,654	\$1,870
36"	20"	22"	\$1,706	\$1,924
42"	20"	22"	\$1,760	\$1,978
48"	20"	22"	\$1,816	\$2,034
30"	24"	22"	\$1,706	\$1,924
36"	24"	22"	\$1,760	\$1,978
42"	24"	22"	\$1,816	\$2,034
48"	24"	22"	\$1,874	\$2,091
30"	30"	22"	\$1,706	\$1,924
36"	30"	22"	\$1,760	\$1,978
42"	30"	22"	\$1,816	\$2,034
48"	30"	22"	\$1,874	\$2,091

Features & Specifications

No Charge Options

Optional Extra

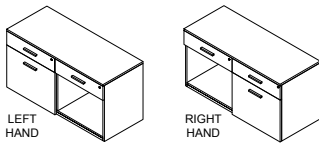
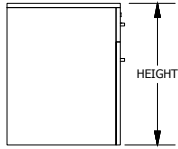
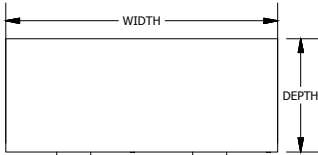
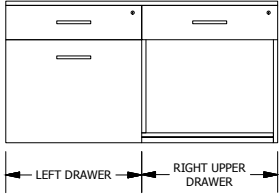
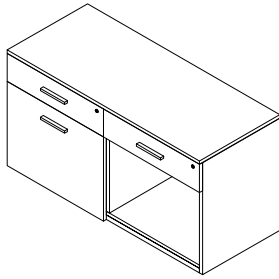


ORDER CODE SAMPLE							
ITEM CODE	WIDTH	DEPTH	HEIGHT	LAMINATE	HAND	LOCK	OPTION
NCFAY	W30	D24	H22.25	M1	L	LBB	CW

- 3/4" Thick LPL case construction with one inch of leveling
- One pencil tray, file hanging bars and lock(s) included
- One 3/4" thick adjustable shelf in storage space
- Laminate codes - M1: 1" LPL, H1: 1" HPL (top only)
- Specify handedness left 'L' or right 'R' when ordering

- All standard laminates and metal finishes available
- Specify lock option: BRC standard black 'LBB', silver 'LBS'

- High pressure drawer fronts add code 'HF' and add \$187
- Counterweight add code 'CW' and add \$137



OVERALL SIZE			LAMINATE	
WIDTH	DEPTH	HEIGHT	PRICE M1	PRICE H1
60"	20"	22"	\$1,982	\$2,200
66"	20"	22"	\$2,037	\$2,255
72"	20"	22"	\$2,092	\$2,310
60"	24"	22"	\$2,037	\$2,255
66"	24"	22"	\$2,092	\$2,310
72"	24"	22"	\$2,147	\$2,364
60"	30"	22"	\$2,037	\$2,255
66"	30"	22"	\$2,092	\$2,310
72"	30"	22"	\$2,147	\$2,346



STORAGE SIZE OPTIONS		
OVERALL WIDTH	FILE DRAWER	FILE DRAWER
60"	24", 30", 36"	24", 30", 36"
66"	24", 30", 36"	24", 30", 36"
72"	36"	36"



ORDER CODE SAMPLE									
ITEM	WIDTH	DEPTH	HEIGHT	LEFT	RIGHT	LAMINATE	HAND	LOCK	OPTION
NCDAZ	W72	D24	H22.25	L36	R36	M1	L	LBB	CW

Features & Specifications

- 3/4" Thick LPL case construction with one inch of leveling
- File hanging bars and lock(s) included
- Laminate codes - M1: 1" LPL, H1: 1" HPL (top only)
- Specify handedness left 'L' or right 'R' when ordering

No Charge Options

- All standard laminate finishes available
- Specify lock option: BRC standard black 'LBB', silver 'LBS'

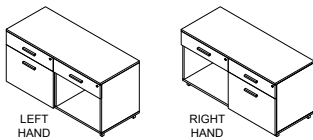
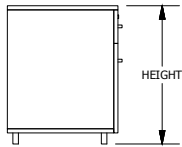
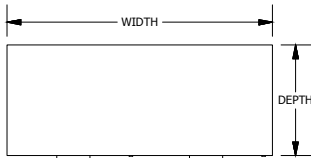
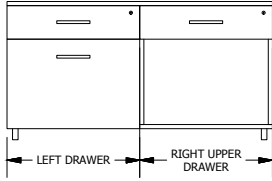
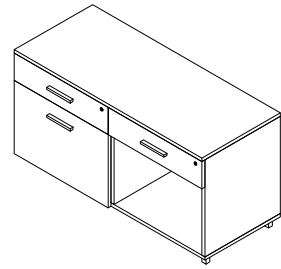
Optional Extra

- High pressure drawer fronts add code 'HF' and add \$278
- Counterweight add code 'CW' and add \$137



SPECIAL NOTES

- This storage product must be secured or ganged to an additional support structure (eg: wall, adjacent cabinet).



OVERALL SIZE			LAMINATE	
WIDTH	DEPTH	HEIGHT	PRICE M1	PRICE H1
60"	20"	22"	\$2,123	\$2,340
66"	20"	22"	\$2,178	\$2,396
72"	20"	22"	\$2,231	\$2,449
60"	24"	22"	\$2,178	\$2,396
66"	24"	22"	\$2,231	\$2,449
72"	24"	22"	\$2,286	\$2,505
60"	30"	22"	\$2,178	\$2,396
66"	30"	22"	\$2,231	\$2,449
72"	30"	22"	\$2,286	\$2,505



STORAGE SIZE OPTIONS		
OVERALL WIDTH	FILE DRAWER	FILE DRAWER
60"	24", 30", 36"	24", 30", 36"
66"	24", 30", 36"	24", 30", 36"
72"	36"	36"



ORDER CODE SAMPLE									
ITEM	WIDTH	DEPTH	HEIGHT	LEFT	RIGHT	LAMINATE	HAND	LOCK	OPTION
NCDAY	W72	D24	H22.25	L36	R36	M1	L	LBB	CW

Features & Specifications

- 3/4" Thick LPL case construction with one inch of leveling
- File hanging bars and lock(s) included
- Laminate codes - M1: 1" LPL, H1: 1" HPL (top only)
- Specify handedness left 'L' or right 'R' when ordering

No Charge Options

- All standard laminates and metal finishes available
- Specify lock option: BRC standard black 'LBB', silver 'LBS'

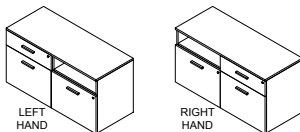
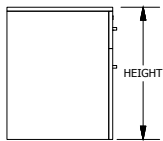
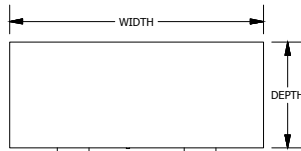
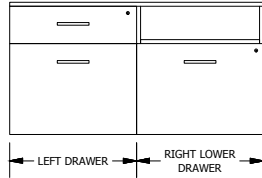
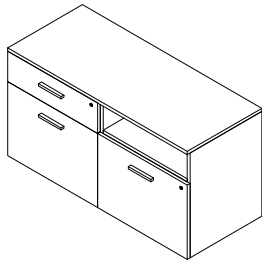
Optional Extra

- High pressure drawer fronts add code 'HF' and add \$278
- Counterweight add code 'CW' and add \$137



SPECIAL NOTES

- This storage product must be secured or ganged to an additional support structure (eg: wall, adjacent cabinet).



Features & Specifications

No Charge Options

Optional Extra



SPECIAL NOTES

OVERALL SIZE			LAMINATE	
WIDTH	DEPTH	HEIGHT	PRICE M1	PRICE H1
60"	20"	22"	\$1,760	\$1,978
66"	20"	22"	\$1,816	\$2,034
72"	20"	22"	\$1,874	\$2,091
60"	24"	22"	\$2,037	\$2,255
66"	24"	22"	\$2,092	\$2,310
72"	24"	22"	\$2,147	\$2,364
60"	30"	22"	\$2,037	\$2,255
66"	30"	22"	\$2,092	\$2,310
72"	30"	22"	\$2,147	\$2,364



STORAGE SIZE OPTIONS		
OVERALL WIDTH	FILE DRAWER	FILE DRAWER
60"	24", 30", 36"	24", 30", 36"
66"	24", 30", 36"	24", 30", 36"
72"	30", 36"	30", 36"



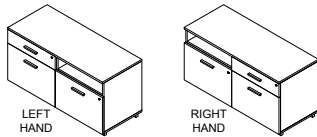
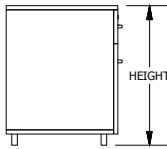
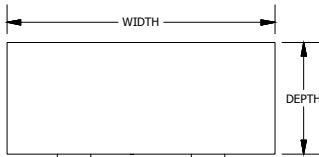
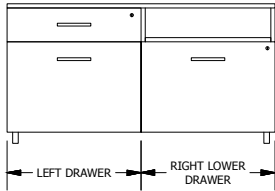
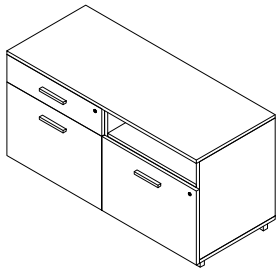
ORDER CODE SAMPLE									
ITEM	WIDTH	DEPTH	HEIGHT	LEFT	RIGHT	LAMINATE	HAND	LOCK	OPTION
NCEAZ	W72	D24	H22.25	L36	R36	M1	L	LBB	CW

- 3/4" Thick LPL case construction with one inch of leveling
- File hanging bars and lock(s) included
- Laminate codes - M1: 1" LPL, H1: 1" HPL (top only)
- Specify handedness left 'L' or right 'R' when ordering

- All standard laminate finishes available
- Specify lock option: BRC standard black 'LBB', silver 'LBS'

- High pressure drawer fronts add code 'HF' and add \$278
- Counterweights add code 'CW2', and add \$272

- This storage product must be secured or ganged to an additional support structure (eg: wall, adjacent cabinet).



OVERALL SIZE			LAMINATE	
WIDTH	DEPTH	HEIGHT	PRICE M1	PRICE H1
60"	20"	22"	\$1,903	\$2,121
66"	20"	22"	\$1,959	\$2,176
72"	20"	22"	\$2,011	\$2,229
60"	24"	22"	\$2,178	\$2,396
66"	24"	22"	\$2,231	\$2,449
72"	24"	22"	\$2,286	\$2,505
60"	30"	22"	\$2,178	\$2,396
66"	30"	22"	\$2,231	\$2,683
72"	30"	22"	\$2,286	\$2,831



STORAGE SIZE OPTIONS		
OVERALL WIDTH	FILE DRAWER	FILE DRAWER
60"	24", 30", 36"	24", 30", 36"
66"	24", 30", 36"	24", 30", 36"
72"	30", 36"	30", 36"



ORDER CODE SAMPLE									
ITEM	WIDTH	DEPTH	HEIGHT	LEFT	RIGHT	LAMINATE	HAND	LOCK	OPTION
NCEAY	W72	D24	H22.25	L36	R36	M1	L	LBB	CW

Features & Specifications

- 3/4" Thick LPL case construction with one inch of leveling
- File hanging bars and lock(s) included
- Laminate codes - M1: 1" LPL, H1: 1" HPL (top only)
- Specify handedness left 'L' or right 'R' when ordering

No Charge Options

- All standard laminates and metal finishes available
- Specify lock option: BRC standard black 'LBB', silver 'LBS'

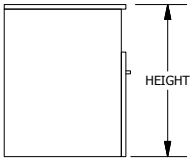

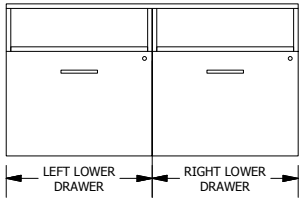
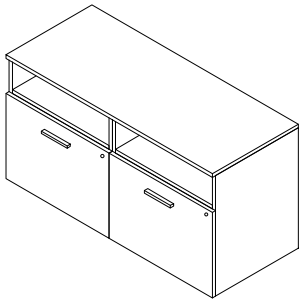
Optional Extra

- High pressure drawer fronts add code 'HF' and add \$278
- Counterweights add code 'CW2', and add \$272



SPECIAL NOTES

- This storage product must be secured or ganged to an additional support structure (eg: wall, adjacent cabinet).



Features & Specifications

No Charge Options

Optional Extra



SPECIAL NOTES

OVERALL SIZE			LAMINATE	
WIDTH	DEPTH	HEIGHT	PRICE M1	PRICE H1
48"	20"	22"	\$1,676	\$1,893
54"	20"	22"	\$1,730	\$1,948
60"	20"	22"	\$1,784	\$2,002
66"	20"	22"	\$1,839	\$2,057
72"	20"	22"	\$1,895	\$2,114
48"	24"	22"	\$1,730	\$1,948
54"	24"	22"	\$1,784	\$2,002
60"	24"	22"	\$1,839	\$2,057
66"	24"	22"	\$1,895	\$2,114
72"	24"	22"	\$1,949	\$2,168
48"	30"	22"	\$1,730	\$1,948
54"	30"	22"	\$1,784	\$2,002
60"	30"	22"	\$1,839	\$2,057
66"	30"	22"	\$1,895	\$2,114
72"	30"	22"	\$1,949	\$2,168



STORAGE SIZE OPTIONS		
OVERALL WIDTH	FILE DRAWER	FILE DRAWER
48"	24"	24"
54"	24", 30"	24", 30"
60"	24", 30", 36"	24", 30", 36"
66"	24", 30", 36"	24", 30", 36"
72"	30", 36"	30", 36"



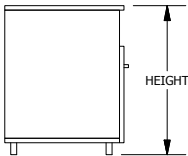
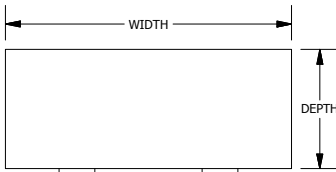
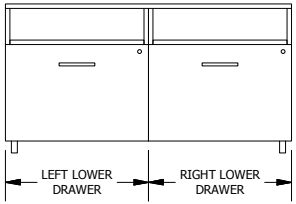
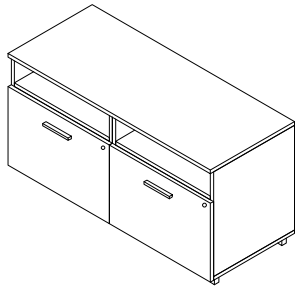
ORDER CODE SAMPLE								
ITEM	WIDTH	DEPTH	HEIGHT	LEFT DWR	RIGHT DWR	LAMINATE	LOCK	OPTION
NCLOZ	W72	D24	H22.25	L36	R36	M1	LBB	CW

- 3/4" Thick LPL case construction with one inch of leveling
- File hanging bars and lock(s) included
- Laminate codes - M1: 1" LPL, H1: 1" HPL (top only)

- All standard laminate finishes available
- Specify lock option: BRC standard black 'LBB', silver 'LBS'

- High pressure drawer fronts add code 'HF' and add \$187
- Counterweights add code 'CW2', and add \$272

- This storage product must be secured or ganged to an additional support structure (eg: wall, adjacent cabinet).



Features & Specifications

No Charge Options

Optional Extra



SPECIAL NOTES

OVERALL SIZE			LAMINATE	
WIDTH	DEPTH	HEIGHT	PRICE M1	PRICE H1
48"	20"	22"	\$1,816	\$2,034
54"	20"	22"	\$1,874	\$2,091
60"	20"	22"	\$1,928	\$2,145
66"	20"	22"	\$1,982	\$2,200
72"	20"	22"	\$2,037	\$2,255
48"	24"	22"	\$1,874	\$2,091
54"	24"	22"	\$1,928	\$2,145
60"	24"	22"	\$1,982	\$2,200
66"	24"	22"	\$2,037	\$2,255
72"	24"	22"	\$2,092	\$2,310
48"	30"	22"	\$1,874	\$2,091
54"	30"	22"	\$1,928	\$2,145
60"	30"	22"	\$1,982	\$2,200
66"	30"	22"	\$2,037	\$2,255
72"	30"	22"	\$2,092	\$2,310



STORAGE SIZE OPTIONS		
OVERALL WIDTH	FILE DRAWER	FILE DRAWER
48"	24"	24"
54"	24", 30"	24", 30"
60"	24", 30", 36"	24", 30", 36"
66"	24", 30", 36"	24", 30", 36"
72"	30", 36"	30", 36"



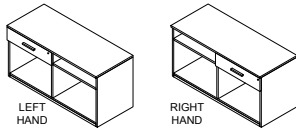
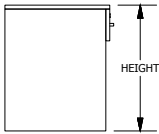
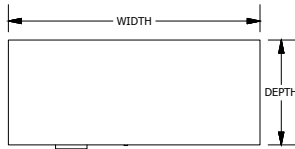
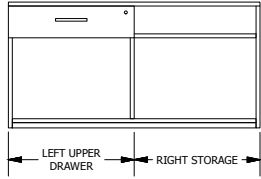
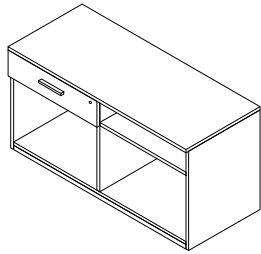
ORDER CODE SAMPLE								
ITEM	WIDTH	DEPTH	HEIGHT	LEFT DWR	RIGHT DWR	LAMINATE	LOCK	OPTION
NCLOY	W72	D24	H22.25	L36	R36	M1	LBB	CW

- 3/4" Thick LPL case construction with one inch of leveling
- File hanging bars and lock(s) included
- Laminate codes - M1: 1" LPL, H1: 1" HPL (top only)

- All standard laminates and metal finishes available
- Specify lock option: BRC standard black 'LBB', silver 'LBS'

- High pressure drawer fronts add code 'HF' and add \$187
- Counterweights add code 'CW2', and add \$272

- This storage product must be secured or ganged to an additional support structure (eg: wall, adjacent cabinet).



Features & Specifications

No Charge Options

Optional Extra



SPECIAL NOTES

OVERALL SIZE			LAMINATE	
WIDTH	DEPTH	HEIGHT	PRICE M1	PRICE H1
48"	20"	22"	\$1,479	\$1,697
54"	20"	22"	\$1,535	\$1,752
60"	20"	22"	\$1,590	\$1,807
66"	20"	22"	\$1,645	\$1,863
72"	20"	22"	\$1,698	\$1,916
48"	24"	22"	\$1,535	\$1,752
54"	24"	22"	\$1,590	\$1,807
60"	24"	22"	\$1,645	\$1,863
66"	24"	22"	\$1,698	\$1,916
72"	24"	22"	\$1,753	\$1,972
48"	30"	22"	\$1,535	\$1,752
54"	30"	22"	\$1,590	\$1,807
60"	30"	22"	\$1,645	\$1,863
66"	30"	22"	\$1,698	\$1,916
72"	30"	22"	\$1,753	\$1,972



STORAGE SIZE OPTIONS		
OVERALL WIDTH	BOX DRAWER	OPEN STORAGE
48"	24", 30", 36"	12", 18", 24"
54"	24", 30", 36"	18", 24", 30"
60"	24", 30", 36"	24", 30", 36"
66"	24", 30", 36"	24", 30", 36", 42"
72"	36"	36"



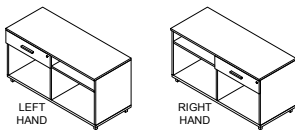
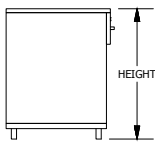

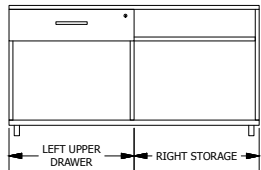
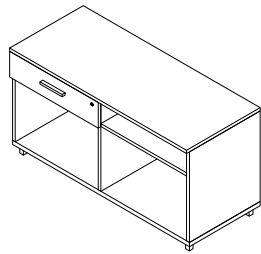
ORDER CODE SAMPLE									
ITEM	WIDTH	DEPTH	HEIGHT	LEFT	RIGHT	HAND	LAMINATE	LOCK	OPTION
NCSAZ	W60	D24	H22.25	L24	R36	R	M1	LBS	HF

- 3/4" Thick LPL case construction with one inch of leveling
- Includes lock(s)
- One 3/4" thick adjustable shelf in storage space
- Laminate codes - M1: 1" LPL, H1: 1" HPL (top only)
- Specify handedness left 'L' or right 'R' when ordering

- All standard laminate finishes available
- Specify lock option: BRC standard black 'LBB', silver 'LBS'

- High pressure drawer front add code 'HF' and add \$94

- This storage product must be secured or ganged to an additional support structure (eg: wall, adjacent cabinet).



OVERALL SIZE			LAMINATE	
WIDTH	DEPTH	HEIGHT	PRICE M1	PRICE H1
48"	20"	22"	\$1,620	\$1,837
54"	20"	22"	\$1,676	\$1,893
60"	20"	22"	\$1,730	\$1,948
66"	20"	22"	\$1,784	\$2,002
72"	20"	22"	\$1,839	\$2,057
48"	24"	22"	\$1,676	\$1,893
54"	24"	22"	\$1,730	\$1,948
60"	24"	22"	\$1,784	\$2,002
66"	24"	22"	\$1,839	\$2,057
72"	24"	22"	\$1,895	\$2,114
48"	30"	22"	\$1,676	\$1,893
54"	30"	22"	\$1,730	\$1,948
60"	30"	22"	\$1,784	\$2,002
66"	30"	22"	\$1,839	\$2,057
72"	30"	22"	\$1,895	\$2,114



STORAGE SIZE OPTIONS		
OVERALL WIDTH	FILE DRAWER	OPEN STORAGE
48"	24", 30", 36"	12", 18", 24"
54"	24", 30", 36"	18", 24", 30"
60"	24", 30", 36"	24", 30", 36"
66"	24", 30", 36"	24", 30", 36", 42"
72"	36"	36"



ORDER CODE SAMPLE									
ITEM	WIDTH	DEPTH	HEIGHT	LEFT	RIGHT	LAMINATE	HAND	LOCK	OPTION
NCSAY	W60	D24	H22.25	L24	R36	M1	R	LBS	HF

Features & Specifications

- 3/4" Thick LPL case construction with one inch of leveling
- Includes lock(s)
- One 3/4" thick adjustable shelf in storage space
- Laminate codes - M1: 1" LPL, H1: 1" HPL (top only)
- Specify handedness left 'L' or right 'R' when ordering

No Charge Options

- All standard laminates and metal finishes available
- Specify lock option: BRC standard black 'LBB', silver 'LBS'

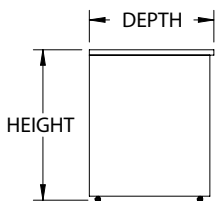
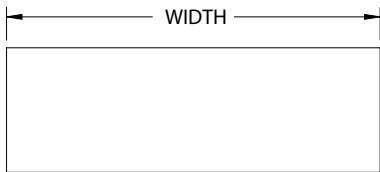
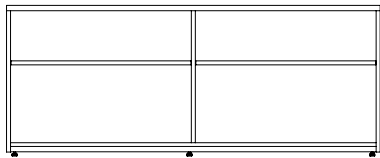
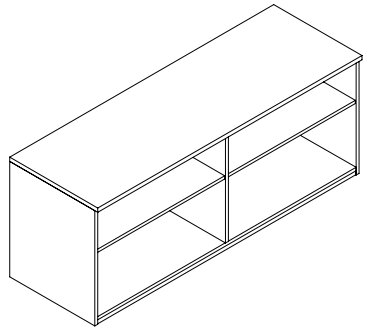
Optional Extra

- High pressure drawer front add code 'HF' and add \$94



SPECIAL NOTES

- This storage product must be secured or ganged to an additional support structure (eg: wall, adjacent cabinet).



Features & Specifications

No Charge Options

OVERALL SIZE			LAMINATE	
WIDTH	DEPTH	HEIGHT	PRICE M1	PRICE H1
48"	18.75"	22"	\$1,205	\$1,402
54"	18.75"	22"	\$1,256	\$1,450
60"	18.75"	22"	\$1,304	\$1,500
66"	18.75"	22"	\$1,353	\$1,550
72"	18.75"	22"	\$1,403	\$1,597
48"	20"	22"	\$1,205	\$1,402
54"	20"	22"	\$1,256	\$1,450
60"	20"	22"	\$1,304	\$1,500
66"	20"	22"	\$1,353	\$1,550
72"	20"	22"	\$1,403	\$1,597
48"	24"	22"	\$1,256	\$1,450
54"	24"	22"	\$1,304	\$1,501
60"	24"	22"	\$1,353	\$1,550
66"	24"	22"	\$1,403	\$1,600
72"	24"	22"	\$1,453	\$1,646
48"	30"	22"	\$1,305	\$1,501
54"	30"	22"	\$1,353	\$1,551
60"	30"	22"	\$1,403	\$1,601
66"	30"	22"	\$1,454	\$1,649
72"	30"	22"	\$1,503	\$1,699

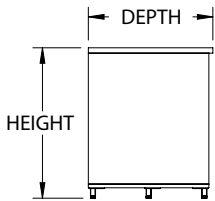
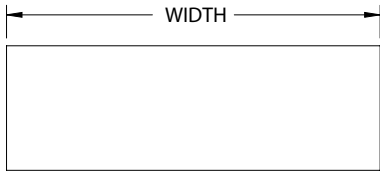
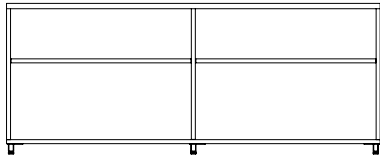
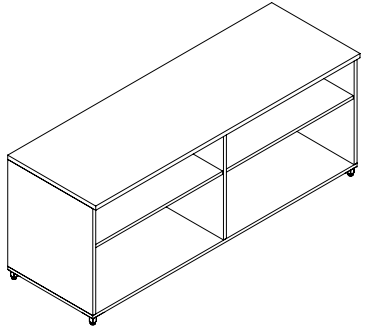


STORAGE SIZE OPTIONS					
WIDTH	OPTIONS (LEFT STORAGE SIZE X RIGHT STORAGE SIZE)				
48"	24" X 24"				
54"	24" X 30"	27" X 27"	30" X 24"		
60"	24" X 36"	30" X 30"	36" X 24"		
66"	24" X 42"	30" X 36"	33" X 33"	36" X 30"	42" X 24"
72"	30" X 42"	36" X 36"	42" X 30"		



ORDER CODE SAMPLE						
ITEM CODE	WIDTH	DEPTH	HEIGHT	LEFT STORAGE	RIGHT STORAGE	LAMINATE
NCOOZ	W60	D24	H22	L24	R36	M1

- 3/4" Thick LPL case construction with one inch of leveling
- Top overhangs gables by 3/4"
- One 3/4" thick adjustable shelf per storage space
- Height dimension applies to M3 top; add 0.25" to height for M1 top
- Laminate codes - H1: 1" HPL, M1: 1" LPL (top only)
- All standard laminate finishes available



Features & Specifications

No Charge Options

OVERALL SIZE			LAMINATE	
WIDTH	DEPTH	HEIGHT	PRICE M1	PRICE H1
48"	18.75"	22"	\$1,333	\$1,529
54"	18.75"	22"	\$1,383	\$1,579
60"	18.75"	22"	\$1,431	\$1,628
66"	18.75"	22"	\$1,482	\$1,676
72"	18.75"	22"	\$1,530	\$1,726
48"	20"	22"	\$1,333	\$1,529
54"	20"	22"	\$1,383	\$1,579
60"	20"	22"	\$1,431	\$1,628
66"	20"	22"	\$1,482	\$1,676
72"	20"	22"	\$1,530	\$1,726
48"	24"	22"	\$1,383	\$1,579
54"	24"	22"	\$1,431	\$1,630
60"	24"	22"	\$1,482	\$1,676
66"	24"	22"	\$1,530	\$1,727
72"	24"	22"	\$1,580	\$1,774
48"	30"	22"	\$1,432	\$1,630
54"	30"	22"	\$1,482	\$1,677
60"	30"	22"	\$1,530	\$1,728
66"	30"	22"	\$1,582	\$1,779
72"	30"	22"	\$1,632	\$1,827

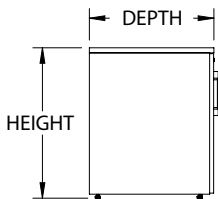
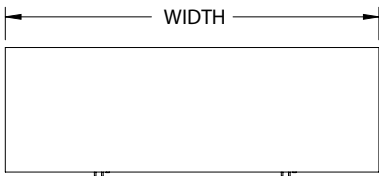
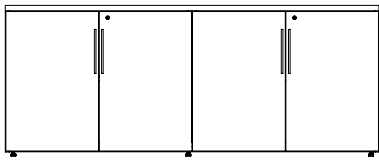
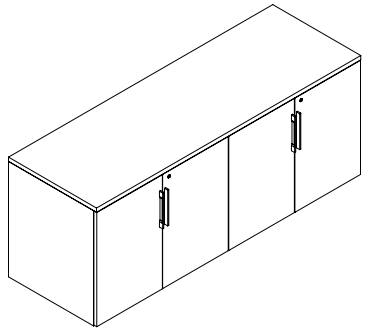


STORAGE SIZE OPTIONS					
WIDTH	OPTIONS (LEFT STORAGE SIZE X RIGHT STORAGE SIZE)				
48"	24" X 24"				
54"	24" X 30"	27" X 27"	30" X 24"		
60"	24" X 36"	30" X 30"	36" X 24"		
66"	24" X 42"	30" X 36"	33" X 33"	36" X 30"	42" X 24"
72"	30" X 42"	36" X 36"	42" X 30"		



ORDER CODE SAMPLE						
ITEM CODE	WIDTH	DEPTH	HEIGHT	LEFT STORAGE	RIGHT STORAGE	LAMINATE
NCOOY	W60	D24	H22	L24	R36	M1

- 3/4" Thick LPL case construction with one inch of leveling
- Top overhangs gables by 3/4"
- One 3/4" thick adjustable shelf per storage space
- Height dimension applies to M3 top; add 0.25" to height for M1 top
- Laminate codes - H1: 1" HPL, M1: 1" LPL (top only)
- All standard laminate and metal finishes available



Features & Specifications

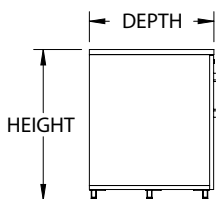
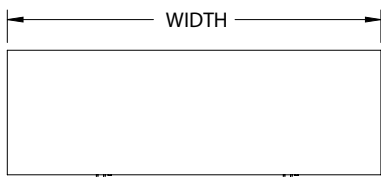
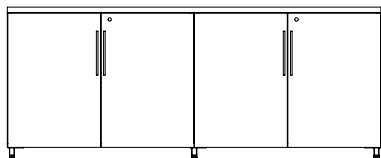
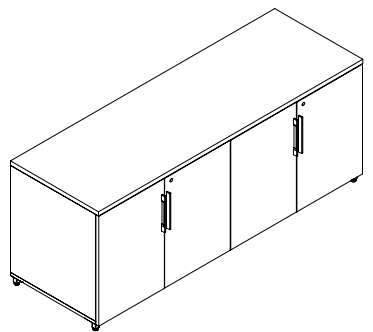
No Charge Options

OVERALL SIZE			LAMINATE	
WIDTH	DEPTH	HEIGHT	PRICE M1	PRICE H1
42"	18.75"	22"	\$1,654	\$1,870
48"	18.75"	22"	\$1,702	\$1,920
54"	18.75"	22"	\$1,752	\$1,971
60"	18.75"	22"	\$1,802	\$2,018
66"	18.75"	22"	\$1,852	\$2,068
72"	18.75"	22"	\$1,901	\$2,119
42"	20"	22"	\$1,654	\$1,870
48"	20"	22"	\$1,702	\$1,920
54"	20"	22"	\$1,752	\$1,971
60"	20"	22"	\$1,802	\$2,018
66"	20"	22"	\$1,852	\$2,068
72"	20"	22"	\$1,901	\$2,119
42"	24"	22"	\$1,703	\$1,921
48"	24"	22"	\$1,753	\$1,972
54"	24"	22"	\$1,803	\$2,020
60"	24"	22"	\$1,853	\$2,069
66"	24"	22"	\$1,902	\$2,120
72"	24"	22"	\$1,949	\$2,168
42"	30"	22"	\$1,856	\$2,072
48"	30"	22"	\$1,910	\$2,126
54"	30"	22"	\$1,965	\$2,181
60"	30"	22"	\$2,017	\$2,234
66"	30"	22"	\$2,072	\$2,291
72"	30"	22"	\$2,125	\$2,344



ORDER CODE SAMPLE					
ITEM CODE	WIDTH	DEPTH	HEIGHT	LAMINATE	LOCK
NCCCZ	W60	D24	H22	M1	LBB

- 3/4" Thick LPL case construction with one inch of leveling
 - Includes lock(s)
 - One 3/4" thick adjustable shelf per storage space
 - Height dimension applies to M3 top; add 0.25" to height for M1 top
 - Laminate codes - H1: 1" HPL, M1: 1" LPL (top only)
-
- All standard laminate finishes available
 - Specify lock option: BRC standard black 'LBB', silver 'LBS'



Features & Specifications

No Charge Options

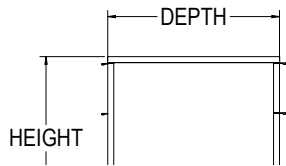
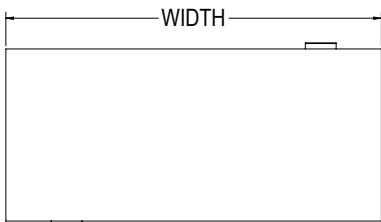
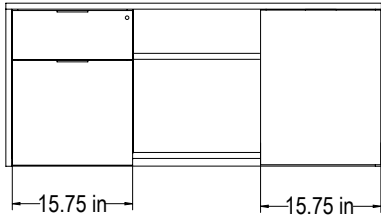
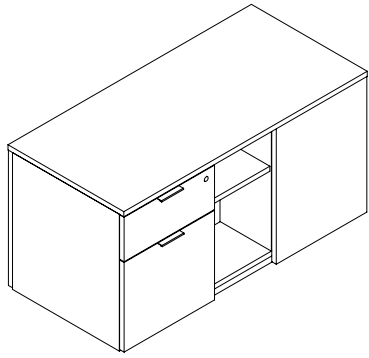
OVERALL SIZE			LAMINATE	
WIDTH	DEPTH	HEIGHT	PRICE M1	PRICE H1
42"	18.75"	22"	\$1,795	\$2,011
48"	18.75"	22"	\$1,843	\$2,061
54"	18.75"	22"	\$1,892	\$2,110
60"	18.75"	22"	\$1,943	\$2,159
66"	18.75"	22"	\$1,991	\$2,208
72"	18.75"	22"	\$2,041	\$2,259
42"	20"	22"	\$1,795	\$2,011
48"	20"	22"	\$1,843	\$2,061
54"	20"	22"	\$1,892	\$2,110
60"	20"	22"	\$1,943	\$2,159
66"	20"	22"	\$1,991	\$2,208
72"	20"	22"	\$2,041	\$2,259
42"	24"	22"	\$1,844	\$2,062
48"	24"	22"	\$1,893	\$2,112
54"	24"	22"	\$1,944	\$2,160
60"	24"	22"	\$1,993	\$2,209
66"	24"	22"	\$2,042	\$2,260
72"	24"	22"	\$2,091	\$2,309
42"	30"	22"	\$1,997	\$2,213
48"	30"	22"	\$2,051	\$2,267
54"	30"	22"	\$2,106	\$2,324
60"	30"	22"	\$2,158	\$2,377
66"	30"	22"	\$2,213	\$2,432
72"	30"	22"	\$2,266	\$2,485



ORDER CODE SAMPLE

ITEM CODE	WIDTH	DEPTH	HEIGHT	LAMINATE	LOCK
NCCCY	W60	D24	H22	M1	LBB

- 3/4" Thick LPL case construction with one inch of leveling
- Includes lock(s)
- One 3/4" thick adjustable shelf per storage space
- Height dimension applies to M3 top; add 0.25" to height for M1 top
- Laminate codes - H1: 1" HPL, M1: 1" LPL (top only)
- All standard laminate finishes available
- Specify lock option: BRC standard black 'LBB', silver 'LBS'



Features & Specifications

No Charge Options

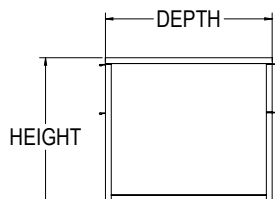
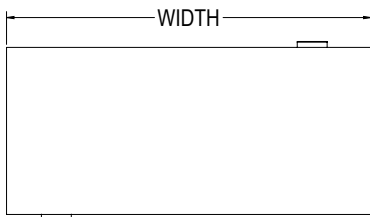
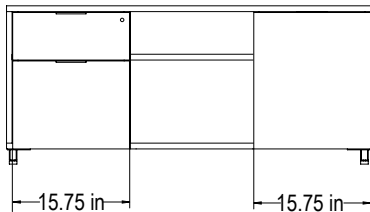
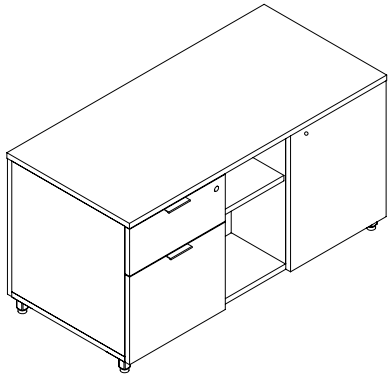
OVERALL SIZE			LAMINATE	
WIDTH	DEPTH	HEIGHT	PRICE M1	PRICE H1
42"	18.75"	22"	\$2,069	\$2,296
48"	18.75"	22"	\$2,091	\$2,317
54"	18.75"	22"	\$2,109	\$2,335
42"	22"	22"	\$2,069	\$2,296
48"	22"	22"	\$2,091	\$2,317
54"	22"	22"	\$2,109	\$2,335
42"	24"	22"	\$2,125	\$2,352
48"	24"	22"	\$2,091	\$2,317
54"	24"	22"	\$2,109	\$2,335
42"	30"	22"	\$2,125	\$2,352
48"	30"	22"	\$2,139	\$2,366
54"	30"	22"	\$2,175	\$2,401



ORDER CODE SAMPLE					
ITEM CODE	WIDTH	DEPTH	HEIGHT	LAMINATE	LOCK
NCYOZ	W54	D24	H22	M1	LBB

- 3/4" Thick LPL case construction with one inch of leveling
- Includes lock(s)
- One 3/4" thick adjustable shelf per storage space
- Laminate codes - H1: 1" HPL, M1: 1" LPL (top only)

- All standard laminate finishes available
- Specify lock option: BRC standard black 'LBB', silver 'LBS'



Features & Specifications

No Charge Options

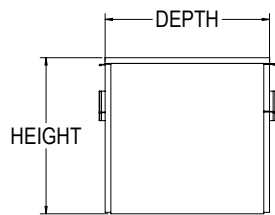
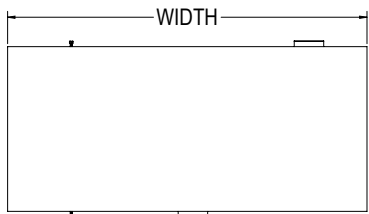
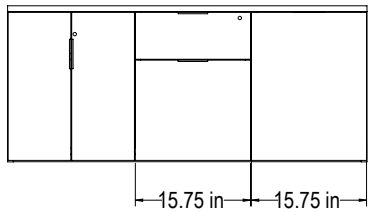
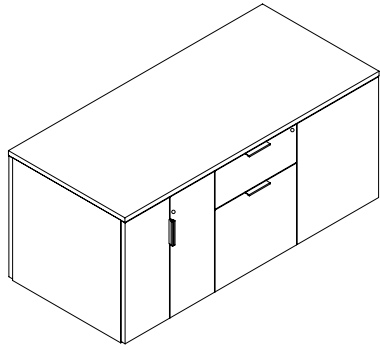
OVERALL SIZE			LAMINATE	
WIDTH	DEPTH	HEIGHT	PRICE M1	PRICE H1
42"	18.75"	22"	\$2,191	\$2,419
48"	18.75"	22"	\$2,213	\$2,440
54"	18.75"	22"	\$2,231	\$2,457
42"	22"	22"	\$2,191	\$2,419
48"	22"	22"	\$2,213	\$2,440
54"	22"	22"	\$2,231	\$2,457
42"	24"	22"	\$2,248	\$2,475
48"	24"	22"	\$2,213	\$2,440
54"	24"	22"	\$2,231	\$2,457
42"	30"	22"	\$2,248	\$2,475
48"	30"	22"	\$2,262	\$2,488
54"	30"	22"	\$2,297	\$2,524



ORDER CODE SAMPLE					
ITEM CODE	WIDTH	DEPTH	HEIGHT	LAMINATE	LOCK
NCYOY	W54	D24	H22	M1	LBB

- 3/4" Thick LPL case construction with one inch of leveling
- Includes lock(s)
- One 3/4" thick adjustable shelf per storage space
- Laminate codes - H1: 1" HPL, M1: 1" LPL (top only)

- All standard laminate finishes available
- Specify lock option: BRC standard black 'LBB', silver 'LBS'



Features & Specifications

No Charge Options

OVERALL SIZE			LAMINATE	
WIDTH	DEPTH	HEIGHT	PRICE M1	PRICE H1
42"	18.75"	22"	\$2,153	\$2,380
48"	18.75"	22"	\$2,175	\$2,401
54"	18.75"	22"	\$2,192	\$2,419
42"	22"	22"	\$2,153	\$2,380
48"	22"	22"	\$2,175	\$2,401
54"	22"	22"	\$2,192	\$2,419
42"	24"	22"	\$2,209	\$2,436
48"	24"	22"	\$2,175	\$2,401
54"	24"	22"	\$2,192	\$2,419
42"	30"	22"	\$2,209	\$2,436
48"	30"	22"	\$2,223	\$2,449
54"	30"	22"	\$2,259	\$2,486

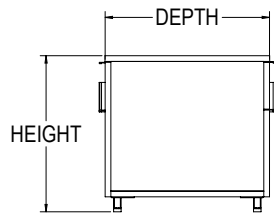
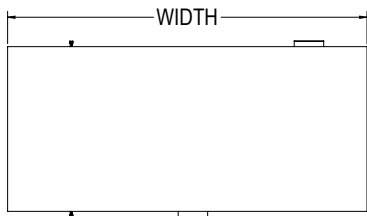
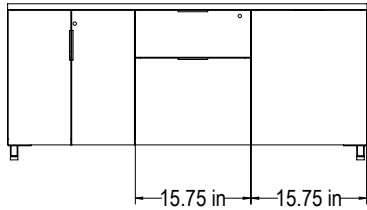
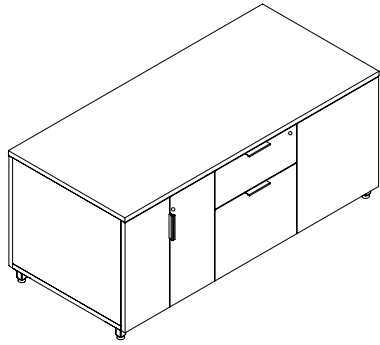


ORDER CODE SAMPLE					
ITEM CODE	WIDTH	DEPTH	HEIGHT	LAMINATE	LOCK
NCYCZ	W54	D24	H22	M1	LBB

- 3/4" Thick LPL case construction with one inch of leveling
- Includes lock(s)
- One 3/4" thick adjustable shelf per storage space
- Laminate codes - H1: 1" HPL, M1: 1" LPL (top only)

- All standard laminate finishes available
- Specify lock option: BRC standard black 'LBB', silver 'LBS'





Features & Specifications

No Charge Options

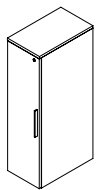
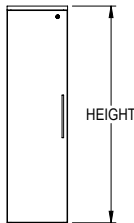

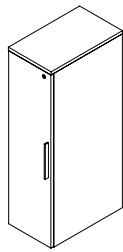
OVERALL SIZE			LAMINATE	
WIDTH	DEPTH	HEIGHT	PRICE M1	PRICE H1
42"	18.75"	22"	\$2,275	\$2,502
48"	18.75"	22"	\$2,297	\$2,524
54"	18.75"	22"	\$2,315	\$2,541
42"	22"	22"	\$2,275	\$2,502
48"	22"	22"	\$2,297	\$2,524
54"	22"	22"	\$2,315	\$2,541
42"	24"	22"	\$2,331	\$2,559
48"	24"	22"	\$2,297	\$2,524
54"	24"	22"	\$2,315	\$2,541
42"	30"	22"	\$2,331	\$2,559
48"	30"	22"	\$2,346	\$2,572
54"	30"	22"	\$2,381	\$2,608



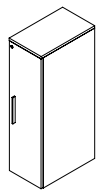
ORDER CODE SAMPLE					
ITEM CODE	WIDTH	DEPTH	HEIGHT	LAMINATE	LOCK
NCYCY	W54	D24	H22	M1	LBB

- 3/4" Thick LPL case construction with one inch of leveling
- Includes lock(s)
- One 3/4" thick adjustable shelf per storage space
- Laminate codes - H1: 1" HPL, M1: 1" LPL (top only)

- All standard laminate finishes available
- Specify lock option: BRC standard black 'LBB', silver 'LBS'



HINGED LEFT



HINGED RIGHT

Features & Specifications

No Charge Options

Optional Extra


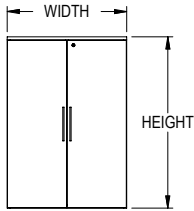
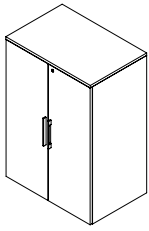
OVERALL SIZE			LAMINATE
WIDTH	DEPTH	HEIGHT	PRICE M1
9"	20"	43.75"	\$1,133
12"	20"	43.75"	\$1,170
18"	20"	43.75"	\$1,325
9"	24"	43.75"	\$1,203
12"	24"	43.75"	\$1,253
18"	24"	43.75"	\$1,425
9"	20"	49.75"	\$1,218
12"	20"	49.75"	\$1,251
18"	20"	49.75"	\$1,410
9"	24"	49.75"	\$1,256
12"	24"	49.75"	\$1,288
18"	24"	49.75"	\$1,449
9"	20"	55.75"	\$1,313
12"	20"	55.75"	\$1,352
18"	20"	55.75"	\$1,521
9"	24"	55.75"	\$1,373
12"	24"	55.75"	\$1,416
18"	24"	55.75"	\$1,589
9"	20"	61.75"	\$1,430
12"	20"	61.75"	\$1,482
18"	20"	61.75"	\$1,643
9"	24"	61.75"	\$1,488
12"	24"	61.75"	\$1,545
18"	24"	61.75"	\$1,714



ORDER CODE SAMPLE							
ITEM CODE	WIDTH	DEPTH	HEIGHT	LAMINATE	HAND	LOCK	OPTION
NMCAD	W18	D24	H49.75	M1	HL	LBB	HF

- 3/4" Thick LPL case construction
 - Intended to be mounted on BRC low credenza; includes double sided tape
 - Includes lock(s)
 - Wardrobe with fixed hat shelf and coat rod
 - Laminate codes - M1: 1" LPL (top only)
 - Specify hinged left 'HL' or hinged right 'HR' when ordering
-
- All standard laminate finishes available
 - Specify lock option: BRC standard black 'LBB', silver 'LBS'
-
- High pressure door front add code 'HF' and add \$94





OVERALL SIZE			LAMINATE
WIDTH	DEPTH	HEIGHT	PRICE M1
30"	20"	43.75"	\$2,101
36"	20"	43.75"	\$2,127
30"	24"	43.75"	\$2,127
36"	24"	43.75"	\$2,153
30"	20"	49.75"	\$2,126
36"	20"	49.75"	\$2,154
30"	24"	49.75"	\$2,154
36"	24"	49.75"	\$2,178
30"	20"	55.75"	\$2,154
36"	20"	55.75"	\$2,180
30"	24"	55.75"	\$2,180
36"	24"	55.75"	\$2,206
30"	20"	61.75"	\$2,201
36"	20"	61.75"	\$2,228
30"	24"	61.75"	\$2,228
36"	24"	61.75"	\$2,250

Features & Specifications

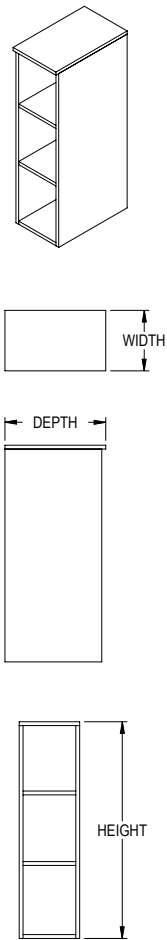
No Charge Options

Optional Extra



ORDER CODE SAMPLE						
ITEM CODE	WIDTH	DEPTH	HEIGHT	LAMINATE	LOCK	OPTION
NMLDD	W30	D24	H49.75	M1	LBB	HF

- 3/4" Thick LPL case construction
- Intended to be mounted on BRC low credenza; includes double sided tape
- Includes lock(s)
- Wardrobe with fixed hat shelf and coat rod
- Laminate codes - M1: 1" LPL (top only)
- All standard laminate finishes available
- Specify lock option: BRC standard black 'LBB', silver 'LBS'
- High pressure door fronts add code 'HF' and add \$187



OVERALL SIZE				LAMINATE
WIDTH	DEPTH	HEIGHT	SHELVES	PRICE M1
9"	20"	37.75"	2 ADJUSTABLE	\$918
12"	20"	37.75"	2 ADJUSTABLE	\$947
18"	20"	37.75"	2 ADJUSTABLE	\$1,098
9"	24"	37.75"	2 ADJUSTABLE	\$990
12"	24"	37.75"	2 ADJUSTABLE	\$1,021
18"	24"	37.75"	2 ADJUSTABLE	\$1,173
9"	20"	43.75"	2 ADJUSTABLE	\$1,029
12"	20"	43.75"	2 ADJUSTABLE	\$1,065
18"	20"	43.75"	2 ADJUSTABLE	\$1,223
9"	24"	43.75"	2 ADJUSTABLE	\$1,098
12"	24"	43.75"	2 ADJUSTABLE	\$1,148
18"	24"	43.75"	2 ADJUSTABLE	\$1,320
9"	20"	49.75"	2 ADJUSTABLE	\$1,116
12"	20"	49.75"	2 ADJUSTABLE	\$1,147
18"	20"	49.75"	2 ADJUSTABLE	\$1,307
9"	24"	49.75"	2 ADJUSTABLE	\$1,151
12"	24"	49.75"	2 ADJUSTABLE	\$1,184
18"	24"	49.75"	2 ADJUSTABLE	\$1,345
9"	20"	55.75"	2 ADJUSTABLE	\$1,208
12"	20"	55.75"	3 ADJUSTABLE	\$1,390
18"	20"	55.75"	3 ADJUSTABLE	\$1,415
9"	24"	55.75"	3 ADJUSTABLE	\$1,267
12"	24"	55.75"	3 ADJUSTABLE	\$1,312
18"	24"	55.75"	3 ADJUSTABLE	\$1,485
9"	20"	61.75"	3 ADJUSTABLE	\$1,324
12"	20"	61.75"	3 ADJUSTABLE	\$1,376
18"	20"	61.75"	3 ADJUSTABLE	\$1,539
9"	24"	61.75"	3 ADJUSTABLE	\$1,383
12"	24"	61.75"	3 ADJUSTABLE	\$1,441
18"	24"	61.75"	3 ADJUSTABLE	\$1,609



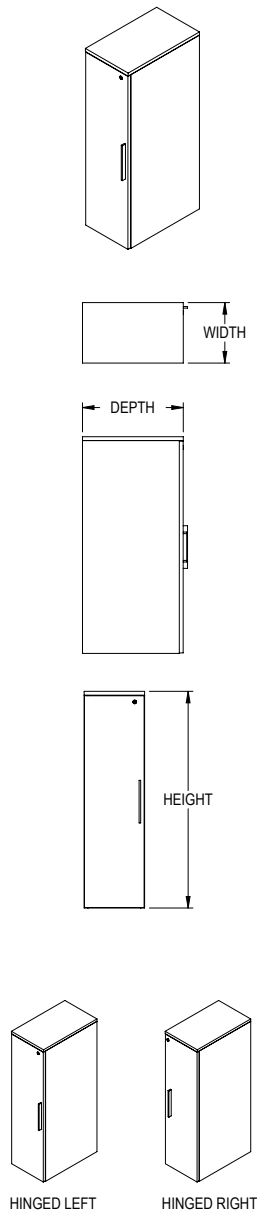
ORDER CODE SAMPLE				
ITEM CODE	WIDTH	DEPTH	HEIGHT	LAMINATE
NMLBD	W18	D24	H49.75	M1

Features & Specifications

- 3/4" Thick LPL case construction
- Intended to be mounted on BRC low credenza; includes double sided tape
- Top overhangs gables by 3/4"
- Storage with 3/4" thick shelf (see chart above)
- Laminate codes - M1: 1" LPL (top only)

No Charge Options

- All standard laminate finishes available



Features & Specifications

No Charge Options

Optional Extra

OVERALL SIZE				LAMINATE
WIDTH	DEPTH	HEIGHT	SHELVES	PRICE M1
9"	20"	37.75"	2 ADJUSTABLE	\$1,036
12"	20"	37.75"	2 ADJUSTABLE	\$1,064
18"	20"	37.75"	2 ADJUSTABLE	\$1,215
9"	24"	37.75"	2 ADJUSTABLE	\$1,107
12"	24"	37.75"	2 ADJUSTABLE	\$1,136
18"	24"	37.75"	2 ADJUSTABLE	\$1,289
9"	20"	43.75"	2 ADJUSTABLE	\$1,147
12"	20"	43.75"	2 ADJUSTABLE	\$1,182
18"	20"	43.75"	2 ADJUSTABLE	\$1,340
9"	24"	43.75"	2 ADJUSTABLE	\$1,215
12"	24"	43.75"	2 ADJUSTABLE	\$1,265
18"	24"	43.75"	2 ADJUSTABLE	\$1,435
9"	20"	49.75"	2 ADJUSTABLE	\$1,232
12"	20"	49.75"	2 ADJUSTABLE	\$1,264
18"	20"	49.75"	2 ADJUSTABLE	\$1,421
9"	24"	49.75"	2 ADJUSTABLE	\$1,267
12"	24"	49.75"	2 ADJUSTABLE	\$1,300
18"	24"	49.75"	2 ADJUSTABLE	\$1,461
9"	20"	55.75"	3 ADJUSTABLE	\$1,324
12"	20"	55.75"	3 ADJUSTABLE	\$1,364
18"	20"	55.75"	3 ADJUSTABLE	\$1,530
9"	24"	55.75"	3 ADJUSTABLE	\$1,383
12"	24"	55.75"	3 ADJUSTABLE	\$1,429
18"	24"	55.75"	3 ADJUSTABLE	\$1,603
9"	20"	61.75"	3 ADJUSTABLE	\$1,442
12"	20"	61.75"	3 ADJUSTABLE	\$1,494
18"	20"	61.75"	3 ADJUSTABLE	\$1,655
9"	24"	61.75"	3 ADJUSTABLE	\$1,500
12"	24"	61.75"	3 ADJUSTABLE	\$1,556
18"	24"	61.75"	3 ADJUSTABLE	\$1,726


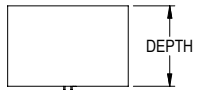
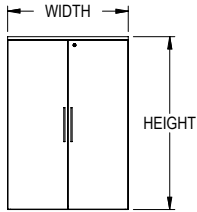
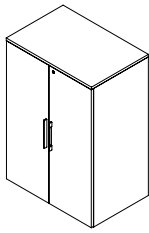


ORDER CODE SAMPLE							
ITEM CODE	WIDTH	DEPTH	HEIGHT	LAMINATE	HAND	LOCK	OPTION
NMDAD	W18	D24	H49.75	M1	HR	LBB	HF

- 3/4" Thick LPL case construction
- Intended to be mounted on BRC low credenza; includes double sided tape
- Includes lock(s)
- Storage with 3/4" thick shelf (see chart above)
- Laminate codes - M1: 1" LPL (top only)
- Specify hinged left 'HL' or hinged right 'HR' when ordering

- All standard laminate finishes available
- Specify lock option: BRC standard black 'LBB', silver 'LBS'

- High pressure door front add code 'HF' and add \$94



OVERALL SIZE				LAMINATE
WIDTH	DEPTH	HEIGHT	SHELVES	PRICE M1
30"	20"	37.75"	2 ADJUSTABLE	\$1,444
36"	20"	37.75"	2 ADJUSTABLE	\$1,474
30"	24"	37.75"	2 ADJUSTABLE	\$1,474
36"	24"	37.75"	2 ADJUSTABLE	\$1,504
30"	20"	43.75"	2 ADJUSTABLE	\$1,524
36"	20"	43.75"	2 ADJUSTABLE	\$1,555
30"	24"	43.75"	2 ADJUSTABLE	\$1,555
36"	24"	43.75"	2 ADJUSTABLE	\$1,587
30"	20"	49.75"	2 ADJUSTABLE	\$1,600
36"	20"	49.75"	2 ADJUSTABLE	\$1,785
30"	24"	49.75"	2 ADJUSTABLE	\$1,792
36"	24"	49.75"	2 ADJUSTABLE	\$1,964
30"	20"	55.75"	3 ADJUSTABLE	\$1,600
36"	20"	55.75"	3 ADJUSTABLE	\$1,785
30"	24"	55.75"	3 ADJUSTABLE	\$1,792
36"	24"	55.75"	3 ADJUSTABLE	\$1,964
30"	20"	61.75"	3 ADJUSTABLE	\$1,831
36"	20"	61.75"	3 ADJUSTABLE	\$2,016
30"	24"	61.75"	3 ADJUSTABLE	\$2,010
36"	24"	61.75"	3 ADJUSTABLE	\$2,215

Features & Specifications

No Charge Options

Optional Extra



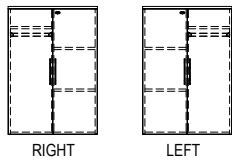
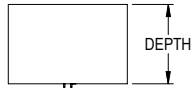
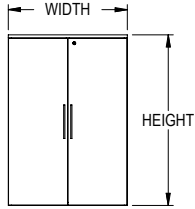
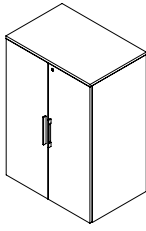
ORDER CODE SAMPLE						
ITEM CODE	WIDTH	DEPTH	HEIGHT	LAMINATE	LOCK	OPTION
NMLED	W30	D24	H49.75	M1	LBB	HF

- 3/4" Thick LPL case construction
- Intended to be mounted on BRC low credenza; includes double sided tape
- Includes lock(s)
- Storage with 3/4" thick shelf (see chart above)
- Laminate codes - M1: 1" LPL (top only)

- All standard laminate finishes available
- Specify lock option: BRC standard black 'LBB', silver 'LBS'

- High pressure door fronts add code 'HF' and add \$187





Features & Specifications

No Charge Options

Optional Extra

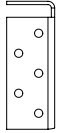
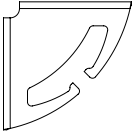
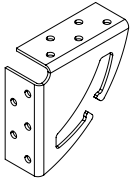
OVERALL SIZE				LAMINATE
WIDTH	DEPTH	HEIGHT	SHELVES	PRICE M1
24"	20"	43.75"	2 ADJUSTABLE	\$1,703
30"	20"	43.75"	2 ADJUSTABLE	\$1,762
36"	20"	43.75"	2 ADJUSTABLE	\$1,795
24"	24"	43.75"	2 ADJUSTABLE	\$1,727
30"	24"	43.75"	2 ADJUSTABLE	\$1,795
36"	24"	43.75"	2 ADJUSTABLE	\$1,826
24"	20"	49.75"	2 ADJUSTABLE	\$1,725
30"	20"	49.75"	2 ADJUSTABLE	\$1,837
36"	20"	49.75"	2 ADJUSTABLE	\$2,026
24"	24"	49.75"	2 ADJUSTABLE	\$1,746
30"	24"	49.75"	2 ADJUSTABLE	\$2,030
36"	24"	49.75"	2 ADJUSTABLE	\$2,203
24"	20"	55.75"	3 ADJUSTABLE	\$1,751
30"	20"	55.75"	3 ADJUSTABLE	\$1,837
36"	20"	55.75"	3 ADJUSTABLE	\$2,026
24"	24"	55.75"	3 ADJUSTABLE	\$1,772
30"	24"	55.75"	3 ADJUSTABLE	\$2,030
36"	24"	55.75"	3 ADJUSTABLE	\$2,203
24"	20"	61.75"	3 ADJUSTABLE	\$1,825
30"	20"	61.75"	3 ADJUSTABLE	\$2,069
36"	20"	61.75"	3 ADJUSTABLE	\$2,256
24"	24"	61.75"	3 ADJUSTABLE	\$1,848
30"	24"	61.75"	3 ADJUSTABLE	\$2,249
36"	24"	61.75"	3 ADJUSTABLE	\$2,454



ORDER CODE SAMPLE							
ITEM CODE	WIDTH	DEPTH	HEIGHT	LAMINATE	HAND	LOCK	OPTION
NMEAD	W24	D24	H49.75	M1	R	LBB	HF

- 3/4" Thick LPL case construction
 - Intended to be mounted on BRC low credenza; includes double sided tape
 - Includes lock(s)
 - Storage with 3/4" thick shelf (see chart above)
 - Wardrobe with fixed hat shelf and coat rod
 - Laminate codes - M1: 1" LPL (top only)
 - Specify handedness left 'L' or right 'R' when ordering
-
- All standard laminate finishes available
 - Specify lock option: BRC standard black 'LBB', silver 'LBS'
 - High pressure door fronts add code 'HF' and add \$187





ITEM	
SIZE	PRICE
3.5" x 3.5" x 1.5"	94



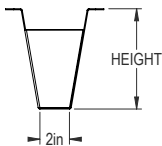
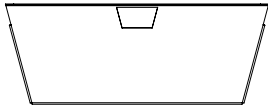
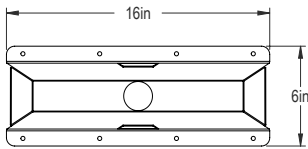
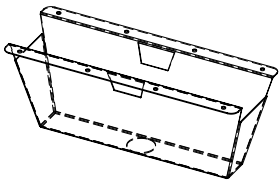
ORDER CODE SAMPLE
ITEM CODE
NAPBA

Features & Specifications

- Used to support gallery panels to worksurfaces, adjacent furniture and other gallery panels
- Metal bracket includes integrated cable slots for wire management
- Symmetric reversible design
- Includes 3/4" self tapping wood screws
- To support a worksurface, use one bracket per 24" of linear run

No Charge Options

- All standard metal finishes available



Features & Specifications

No Charge Options

ORDER CODE			
SIZE	HEIGHT	LENGTH	PRICE
5.625	5.625"	16"	205
6	6.000"	16"	227

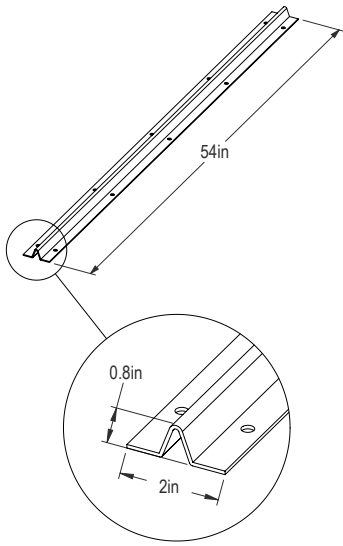
APPLICATION CHART		
BRC STORAGE HEIGHT	SPACER FOR 29" HIGH DESK WITH 1" TOP	SPACER FOR 29" HIGH DESK WITH 0.75" TOP
22"	5.625"	6"



ORDER CODE SAMPLE	
ITEM CODE	SIZE
NACSA	5.625

- Mounts using screws to underside and double sided tape (included) to base
- 1.75" Hole at base allows for wire pass through; cabinet must be drilled on site if required
- 0.75" long screws provided

- All standard metal finishes available



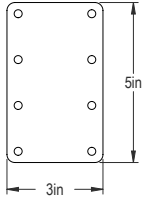
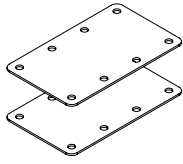
ITEM	
SIZE	PRICE
54"	119

Features & Specifications



ORDER CODE SAMPLE	
ITEM CODE	SIZE
NACVA	54

- For use with extended unsupported worksurface lengths
- Includes 3/4" self tapping wood screws
- Undersurface frames, if present (eg: Mesa, Viva height adjustable), may cause interference. Contact your representative for confirmation before ordering
- Black powdercoat finish only



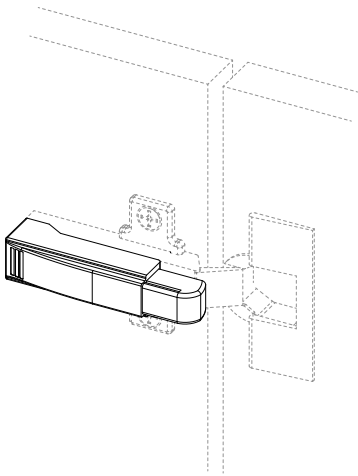
ITEM	
SIZE	PRICE
3" x 5"	62

Features & Specifications



ORDER CODE SAMPLE
ITEM CODE
NAFLA

- Used to support worksurfaces to adjacent furniture
- Kit includes two 3" x 5" brackets and 3/4" self tapping wood screws
- Black powdercoat finish only



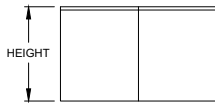

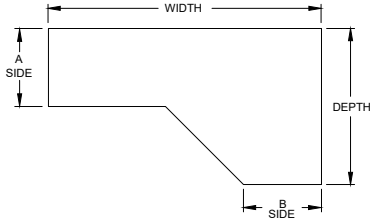
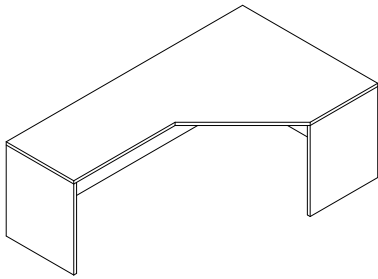
ITEM	
OPTION	PRICE EACH
HINGED DOOR APPLICATION ONLY	17

Features & Specifications



ORDER CODE SAMPLE
ITEM CODE
NASCA

- To be used in hinged door applications only; all BRC hinged doors are compatible
- Not available for box or file drawer applications
- Simply snaps onto existing hinge
- Each door under 72" tall requires one unit. Doors over 72" require two units
- Product priced per unit



Features & Specifications

No Charge Options

Optional Extra

OVERALL SIZE					LAMINATE	
A SIDE	WIDTH	DEPTH	B SIDE	HEIGHT	PRICE M1	PRICE H1
24"	60"	42"	24"	29"	\$1,408	\$1,514
24"	66"	42"	24"	29"	\$1,442	\$1,596
24"	72"	42"	24"	29"	\$1,483	\$1,675
24"	78"	42"	24"	29"	\$1,525	\$1,753
24"	84"	42"	24"	29"	\$1,567	\$1,836
24"	60"	48"	24"	29"	\$1,483	\$1,715
24"	66"	48"	24"	29"	\$1,515	\$1,786
24"	72"	48"	24"	29"	\$1,578	\$1,868
24"	78"	48"	24"	29"	\$1,639	\$1,948
24"	84"	48"	24"	29"	\$1,700	\$2,027
24"	60"	54"	24"	29"	\$1,578	\$1,891
24"	66"	54"	24"	29"	\$1,609	\$1,936
24"	72"	54"	24"	29"	\$1,661	\$1,976
24"	78"	54"	24"	29"	\$1,715	\$2,060
24"	84"	54"	24"	29"	\$1,763	\$2,122
24"	60"	60"	24"	29"	\$1,672	\$2,010
24"	66"	60"	24"	29"	\$1,702	\$2,057
24"	72"	60"	24"	29"	\$1,746	\$2,101
24"	78"	60"	24"	29"	\$1,785	\$2,148
24"	84"	60"	24"	29"	\$1,829	\$2,200



GABLE OPTIONS		MODESTY OPTIONS	
CONFIGURATION	ORDER CODE	CONFIGURATION	ORDER CODE
LEFT RECESSED, RIGHT FULL	<i>L</i>	FULL MODESTY	<i>FM</i>
RIGHT RECESSED, LEFT FULL	<i>R</i>	1/2 MODESTY (12")	<i>TM</i>
DOUBLE RECESSED	<i>D</i>	1/4 MODESTY (7")*	<i>QM*</i>
FULL	<i>F</i>	3/4 MODESTY	<i>SM</i>

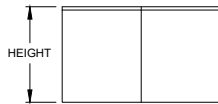

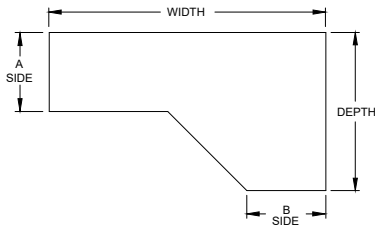
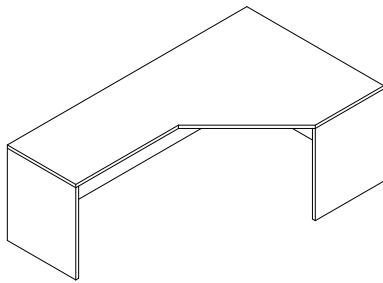


ORDER CODE SAMPLE								
ITEM CODE	A SIDE	WIDTH	DEPTH	B SIDE	HEIGHT	LAMINATE	GABLE	MODESTY
NHALN	A24	W60	D42	B24	H29	M1	L	FM

- 1" Thick LPL case construction with one inch of leveling
- 3/4 Flush modesty (SM) is standard; Modesty option applies to both sides
- Recessed gable(s) include grommet for wire pass through
- Laminate codes - M1: 1" LPL, H1: 1" HPL (worksurface only)

- All standard laminates available

- 1/4 modesty panels (7") 'QM' add \$224
- 3" Grommet (AG30A) add code(s) 'GL', 'GC' and/or 'GR', add \$76 per grommet



Features & Specifications

No Charge Options

Optional Extra

OVERALL SIZE					LAMINATE	
A SIDE	WIDTH	DEPTH	B SIDE	HEIGHT	PRICE M1	PRICE H1
30"	60"	48"	30"	29"	\$1,529	\$1,753
30"	66"	48"	30"	29"	\$1,567	\$1,841
30"	72"	48"	30"	29"	\$1,632	\$1,921
30"	78"	48"	30"	29"	\$1,695	\$1,999
30"	84"	48"	30"	29"	\$1,759	\$2,082
30"	60"	54"	30"	29"	\$1,640	\$1,800
30"	66"	54"	30"	29"	\$1,658	\$1,888
30"	72"	54"	30"	29"	\$1,718	\$1,975
30"	78"	54"	30"	29"	\$1,774	\$2,061
30"	84"	54"	30"	29"	\$1,829	\$2,143
30"	60"	60"	30"	29"	\$1,738	\$2,071
30"	66"	60"	30"	29"	\$1,752	\$2,108
30"	72"	60"	30"	29"	\$1,803	\$2,158
30"	78"	60"	30"	29"	\$1,849	\$2,208
30"	84"	60"	30"	29"	\$1,893	\$2,200

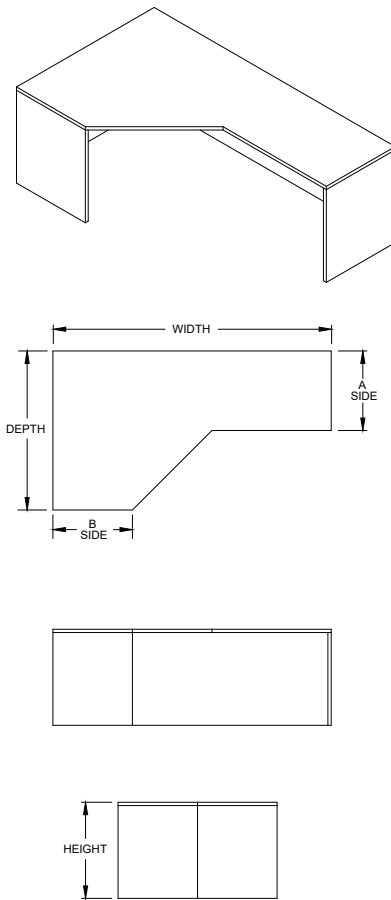


GABLE OPTIONS		MODESTY OPTIONS	
CONFIGURATION	ORDER CODE	CONFIGURATION	ORDER CODE
LEFT RECESSED, RIGHT FULL	<i>L</i>	FULL MODESTY	<i>FM</i>
RIGHT RECESSED, LEFT FULL	<i>R</i>	1/2 MODESTY (12")	<i>TM</i>
DOUBLE RECESSED	<i>D</i>	1/4 MODESTY (7")*	<i>QM*</i>
FULL	<i>F</i>	3/4 MODESTY	<i>SM</i>



ORDER CODE SAMPLE								
ITEM CODE	A SIDE	WIDTH	DEPTH	B SIDE	HEIGHT	LAMINATE	GABLE	MODESTY
NHALN	A30	W60	D48	B30	H29	M1	L	FM

- 1" thick LPL gables and modesty with 1" leveling
 - 3/4 Flush modesty (SM) is standard; Modesty option applies to both sides
 - Recessed gable(s) include grommet for wire pass through
 - Laminate codes - M1: 1" LPL, H1: 1" HPL (worksurface only)
-
- All standard laminates available
-
- 1/4 modesty panels (7") 'QM' add \$224
 - 3" Grommet (AG30A) add code(s) 'GL', 'GC' and/or 'GR', add \$76 per grommet



OVERALL SIZE					LAMINATE	
A SIDE	WIDTH	DEPTH	B SIDE	HEIGHT	PRICE M1	PRICE H1
24"	60"	42"	24"	29"	\$1,408	\$1,514
24"	66"	42"	24"	29"	\$1,442	\$1,596
24"	72"	42"	24"	29"	\$1,483	\$1,675
24"	78"	42"	24"	29"	\$1,525	\$1,753
24"	84"	42"	24"	29"	\$1,567	\$1,836
24"	60"	48"	24"	29"	\$1,483	\$1,715
24"	66"	48"	24"	29"	\$1,515	\$1,786
24"	72"	48"	24"	29"	\$1,578	\$1,868
24"	78"	48"	24"	29"	\$1,639	\$1,948
24"	84"	48"	24"	29"	\$1,700	\$2,027
24"	60"	54"	24"	29"	\$1,578	\$1,891
24"	66"	54"	24"	29"	\$1,609	\$1,936
24"	72"	54"	24"	29"	\$1,661	\$1,976
24"	78"	54"	24"	29"	\$1,715	\$2,060
24"	84"	54"	24"	29"	\$1,763	\$2,122
24"	60"	60"	24"	29"	\$1,672	\$2,010
24"	66"	60"	24"	29"	\$1,702	\$2,057
24"	72"	60"	24"	29"	\$1,746	\$2,101
24"	78"	60"	24"	29"	\$1,785	\$2,148
24"	84"	60"	24"	29"	\$1,829	\$2,200

Features & Specifications

No Charge Options

Optional Extra

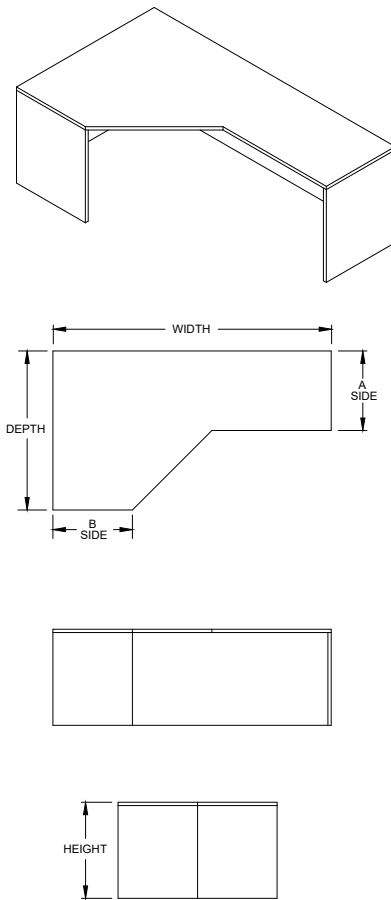


GABLE OPTIONS		MODESTY OPTIONS	
CONFIGURATION	ORDER CODE	CONFIGURATION	ORDER CODE
LEFT RECESSED, RIGHT FULL	<i>L</i>	FULL MODESTY	<i>FM</i>
RIGHT RECESSED, LEFT FULL	<i>R</i>	1/2 MODESTY (12")	<i>TM</i>
DOUBLE RECESSED	<i>D</i>	1/4 MODESTY (7")*	<i>QM*</i>
FULL	<i>F</i>	3/4 MODESTY	<i>SM</i>



ORDER CODE SAMPLE								
ITEM CODE	A SIDE	WIDTH	DEPTH	B SIDE	HEIGHT	LAMINATE	GABLE	MODESTY
NHARN	A24	W60	D42	B24	H29	M1	L	FM

- 1" thick LPL gables and modesty with 1" leveling
- 3/4 Flush modesty (SM) is standard; Modesty option applies to both sides
- Recessed gable(s) include grommet for wire pass through
- Laminate codes - M1: 1" LPL, H1: 1" HPL (worksurface only)
- All standard laminates available
- 1/4 modesty panels (7") 'QM' add \$224
- 3" Grommet (AG30A) add code(s) 'GL', 'GC' and/or 'GR', add \$76 per grommet



OVERALL SIZE					LAMINATE	
A SIDE	WIDTH	DEPTH	B SIDE	HEIGHT	PRICE M1	PRICE H1
30"	60"	48"	30"	29"	\$1,529	\$1,753
30"	66"	48"	30"	29"	\$1,567	\$1,841
30"	72"	48"	30"	29"	\$1,632	\$1,921
30"	78"	48"	30"	29"	\$1,695	\$1,999
30"	84"	48"	30"	29"	\$1,759	\$2,082
30"	60"	54"	30"	29"	\$1,640	\$1,800
30"	66"	54"	30"	29"	\$1,658	\$1,888
30"	72"	54"	30"	29"	\$1,718	\$1,975
30"	78"	54"	30"	29"	\$1,774	\$2,061
30"	84"	54"	30"	29"	\$1,829	\$2,143
30"	60"	60"	30"	29"	\$1,738	\$2,071
30"	66"	60"	30"	29"	\$1,752	\$2,108
30"	72"	60"	30"	29"	\$1,803	\$2,158
30"	78"	60"	30"	29"	\$1,849	\$2,208
30"	84"	60"	30"	29"	\$1,893	\$2,200

Features & Specifications

No Charge Options

Optional Extra

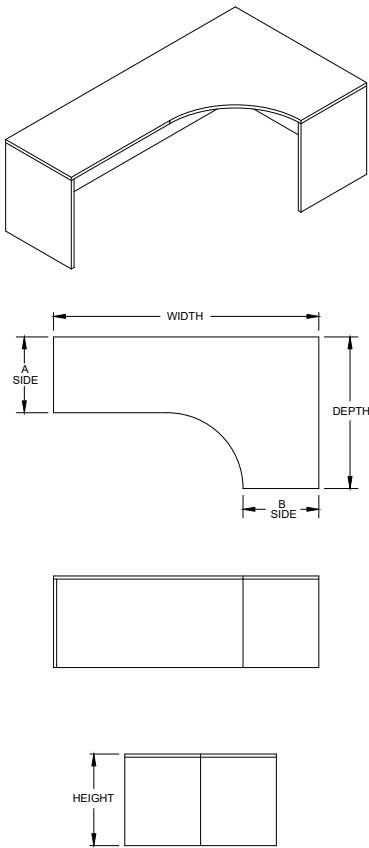


GABLE OPTIONS		MODESTY OPTIONS	
CONFIGURATION	ORDER CODE	CONFIGURATION	ORDER CODE
LEFT RECESSED, RIGHT FULL	<i>L</i>	FULL MODESTY	<i>FM</i>
RIGHT RECESSED, LEFT FULL	<i>R</i>	1/2 MODESTY (12")	<i>TM</i>
DOUBLE RECESSED	<i>D</i>	1/4 MODESTY (7")*	<i>QM*</i>
FULL	<i>F</i>	3/4 MODESTY	<i>SM</i>



ORDER CODE SAMPLE								
ITEM CODE	A SIDE	WIDTH	DEPTH	B SIDE	HEIGHT	LAMINATE	GABLE	MODESTY
NHARN	A30	W60	D48	B30	H29	M1	L	FM

- 1" thick LPL gables and modesty with 1" leveling
- 3/4 Flush modesty (SM) is standard; Modesty option applies to both sides
- Recessed gable(s) include grommet for wire pass through
- Laminate codes - M1: 1" LPL, H1: 1" HPL (worksurface only)
- All standard laminates available
- 1/4 modesty panels (7") 'QM' add \$224
- 3" Grommet (AG30A) add code(s) 'GL', 'GC' and/or 'GR', add \$76 per grommet



OVERALL SIZE					LAMINATE	
A SIDE	WIDTH	DEPTH	B SIDE	HEIGHT	PRICE M1	PRICE H1
24"	60"	42"	24"	29"	\$1,408	\$1,514
24"	66"	42"	24"	29"	\$1,442	\$1,596
24"	72"	42"	24"	29"	\$1,483	\$1,675
24"	78"	42"	24"	29"	\$1,525	\$1,753
24"	84"	42"	24"	29"	\$1,567	\$1,836
24"	60"	48"	24"	29"	\$1,483	\$1,715
24"	66"	48"	24"	29"	\$1,515	\$1,786
24"	72"	48"	24"	29"	\$1,578	\$1,868
24"	78"	48"	24"	29"	\$1,639	\$1,948
24"	84"	48"	24"	29"	\$1,700	\$2,027
24"	60"	54"	24"	29"	\$1,578	\$1,891
24"	66"	54"	24"	29"	\$1,609	\$1,936
24"	72"	54"	24"	29"	\$1,661	\$1,976
24"	78"	54"	24"	29"	\$1,715	\$2,060
24"	84"	54"	24"	29"	\$1,763	\$2,122
24"	60"	60"	24"	29"	\$1,672	\$2,010
24"	66"	60"	24"	29"	\$1,702	\$2,057
24"	72"	60"	24"	29"	\$1,746	\$2,101
24"	78"	60"	24"	29"	\$1,785	\$2,148
24"	84"	60"	24"	29"	\$1,829	\$2,200



GABLE OPTIONS		MODESTY OPTIONS	
CONFIGURATION	ORDER CODE	CONFIGURATION	ORDER CODE
LEFT RECESSED, RIGHT FULL	<i>L</i>	FULL MODESTY	<i>FM</i>
RIGHT RECESSED, LEFT FULL	<i>R</i>	1/2 MODESTY (12")	<i>TM</i>
DOUBLE RECESSED	<i>D</i>	1/4 MODESTY (7")*	<i>QM*</i>
FULL	<i>F</i>	3/4 MODESTY	<i>SM</i>



ORDER CODE SAMPLE								
ITEM CODE	A SIDE	WIDTH	DEPTH	B SIDE	HEIGHT	LAMINATE	GABLE	MODESTY
NHCLN	A24	W60	D42	B24	H29	M1	L	FM

Features & Specifications

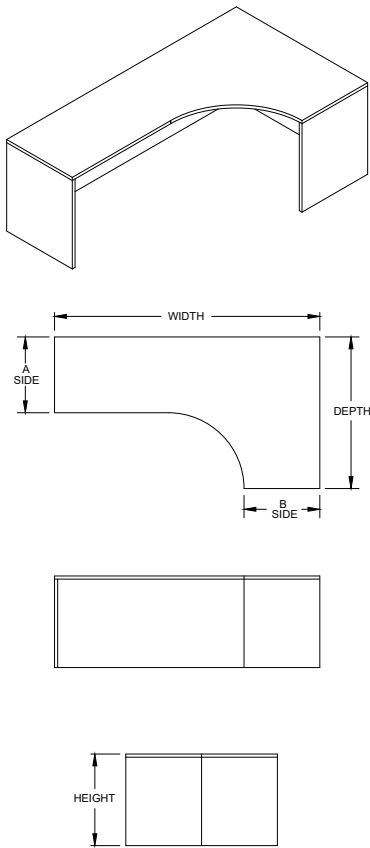
- 1" thick LPL gables and modesty with 1" leveling
- 3/4 Flush modesty (SM) is standard; Modesty option applies to both sides
- Recessed gable(s) include grommet for wire pass through
- Laminate codes - M1: 1" LPL, H1: 1" HPL (worksurface only)
- Corner radius is 12" on 36" depth, 18" on 42" depth and above

No Charge Options

- All standard laminates available

Optional Extra

- 1/4 modesty panels (7") 'QM' add \$224
- 3" Grommet (AG30A) add code(s) 'GL', 'GC' and/or 'GR', add \$76 per grommet



OVERALL SIZE					LAMINATE	
A SIDE	WIDTH	DEPTH	B SIDE	HEIGHT	PRICE M1	PRICE H1
30"	60"	42"	30"	29"	\$1,529	\$1,753
30"	66"	42"	30"	29"	\$1,567	\$1,841
30"	72"	42"	30"	29"	\$1,632	\$1,921
30"	78"	42"	30"	29"	\$1,695	\$1,999
30"	84"	42"	30"	29"	\$1,759	\$2,082
30"	60"	48"	30"	29"	\$1,640	\$1,800
30"	66"	48"	30"	29"	\$1,657	\$1,888
30"	72"	48"	30"	29"	\$1,718	\$1,975
30"	78"	48"	30"	29"	\$1,774	\$2,061
30"	84"	48"	30"	29"	\$1,829	\$2,143
30"	60"	54"	30"	29"	\$1,738	\$2,071
30"	66"	54"	30"	29"	\$1,752	\$2,108
30"	72"	54"	30"	29"	\$1,803	\$2,158
30"	78"	54"	30"	29"	\$1,849	\$2,208
30"	84"	54"	30"	29"	\$1,893	\$2,264
30"	60"	60"	30"	29"	\$1,672	\$2,010
30"	66"	60"	30"	29"	\$1,702	\$2,057
30"	72"	60"	30"	29"	\$1,746	\$2,101
30"	78"	60"	30"	29"	\$1,785	\$2,148
30"	84"	60"	30"	29"	\$1,829	\$2,200



GABLE OPTIONS		MODESTY OPTIONS	
CONFIGURATION	ORDER CODE	CONFIGURATION	ORDER CODE
LEFT RECESSED, RIGHT FULL	<i>L</i>	FULL MODESTY	<i>FM</i>
RIGHT RECESSED, LEFT FULL	<i>R</i>	1/2 MODESTY (12")	<i>TM</i>
DOUBLE RECESSED	<i>D</i>	1/4 MODESTY (7")*	<i>QM*</i>
FULL	<i>F</i>	3/4 MODESTY	<i>SM</i>



ORDER CODE SAMPLE								
ITEM CODE	A SIDE	WIDTH	DEPTH	B SIDE	HEIGHT	LAMINATE	GABLE	MODESTY
NHCLN	A30	W60	D42	B30	H29	M1	L	FM

Features & Specifications

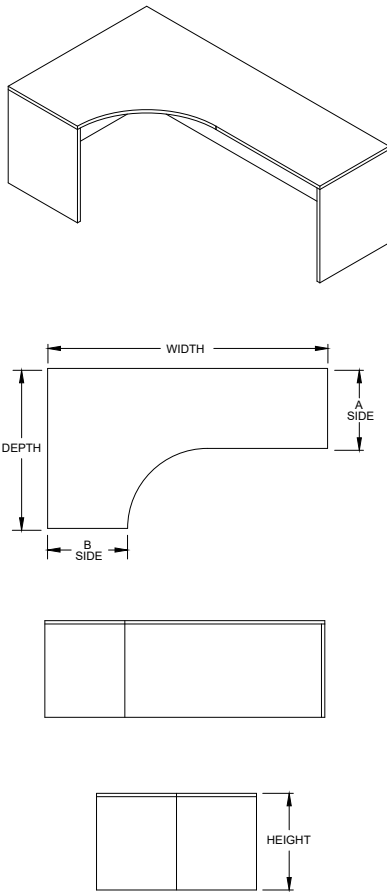
- 1" thick LPL gables and modesty with 1" leveling
- 3/4 Flush modesty (SM) is standard; Modesty option applies to both sides
- Recessed gable(s) include grommet for wire pass through
- Laminate codes - M1: 1" LPL, H1: 1" HPL (worksurface only)
- Corner radius is 12" on 36" depth, 18" on 42" depth and above

No Charge Options

- All standard laminates available

Optional Extra

- 1/4 modesty panels (7") 'QM' add \$224
- 3" Grommet (AG30A) add code(s) 'GL', 'GC' and/or 'GR', add \$76 per grommet



OVERALL SIZE					LAMINATE	
A SIDE	WIDTH	DEPTH	B SIDE	HEIGHT	PRICE M1	PRICE H1
24"	60"	42"	24"	29"	\$1,408	\$1,514
24"	66"	42"	24"	29"	\$1,442	\$1,596
24"	72"	42"	24"	29"	\$1,483	\$1,675
24"	78"	42"	24"	29"	\$1,525	\$1,753
24"	84"	42"	24"	29"	\$1,567	\$1,836
24"	60"	48"	24"	29"	\$1,483	\$1,715
24"	66"	48"	24"	29"	\$1,515	\$1,786
24"	72"	48"	24"	29"	\$1,578	\$1,868
24"	78"	48"	24"	29"	\$1,639	\$1,948
24"	84"	48"	24"	29"	\$1,700	\$2,027
24"	60"	54"	24"	29"	\$1,578	\$1,891
24"	66"	54"	24"	29"	\$1,609	\$1,936
24"	72"	54"	24"	29"	\$1,661	\$1,976
24"	78"	54"	24"	29"	\$1,715	\$2,060
24"	84"	54"	24"	29"	\$1,763	\$2,122
24"	60"	60"	24"	29"	\$1,672	\$2,010
24"	66"	60"	24"	29"	\$1,702	\$2,057
24"	72"	60"	24"	29"	\$1,746	\$2,101
24"	78"	60"	24"	29"	\$1,785	\$2,148
24"	84"	60"	24"	29"	\$1,829	\$2,200



GABLE OPTIONS		MODESTY OPTIONS	
CONFIGURATION	ORDER CODE	CONFIGURATION	ORDER CODE
LEFT RECESSED, RIGHT FULL	<i>L</i>	FULL MODESTY	<i>FM</i>
RIGHT RECESSED, LEFT FULL	<i>R</i>	1/2 MODESTY (12")	<i>TM</i>
DOUBLE RECESSED	<i>D</i>	1/4 MODESTY (7")*	<i>QM*</i>
FULL	<i>F</i>	3/4 MODESTY	<i>SM</i>



ORDER CODE SAMPLE								
ITEM CODE	A SIDE	WIDTH	DEPTH	B SIDE	HEIGHT	LAMINATE	GABLE	MODESTY
NHCRN	A24	W60	D36	B24	H29	<i>M1</i>	<i>L</i>	<i>FM</i>

Features & Specifications

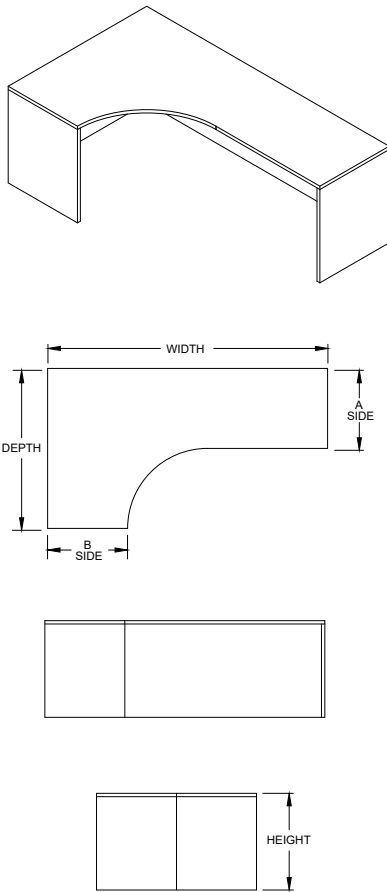
- 1" thick LPL gables and modesty with 1" leveling
- 3/4 Flush modesty (SM) is standard; Modesty option applies to both sides
- Recessed gable(s) include grommet for wire pass through
- Laminate codes - *M1*: 1" LPL, *H1*: 1" HPL (worksurface only)
- Corner radius is 12" on 36" depth, 18" on 42" depth and above

No Charge Options

- All standard laminates available

Optional Extra

- 1/4 modesty panels (7") '*QM*' add \$224
- 3" Grommet (AG30A) add code(s) '*GL*', '*GC*' and/or '*GR*', add \$76 per grommet



OVERALL SIZE					LAMINATE	
A SIDE	WIDTH	DEPTH	B SIDE	HEIGHT	PRICE M1	PRICE H1
30"	60"	42"	30"	29"	\$1,529	\$1,753
30"	66"	42"	30"	29"	\$1,567	\$1,841
30"	72"	42"	30"	29"	\$1,632	\$1,921
30"	78"	42"	30"	29"	\$1,695	\$1,999
30"	84"	42"	30"	29"	\$1,759	\$2,082
30"	60"	48"	30"	29"	\$1,640	\$1,800
30"	66"	48"	30"	29"	\$1,658	\$1,888
30"	72"	48"	30"	29"	\$1,718	\$1,975
30"	78"	48"	30"	29"	\$1,774	\$2,061
30"	84"	48"	30"	29"	\$1,829	\$2,143
30"	60"	54"	30"	29"	\$1,738	\$2,071
30"	66"	54"	30"	29"	\$1,752	\$2,108
30"	72"	54"	30"	29"	\$1,803	\$2,158
30"	78"	54"	30"	29"	\$1,849	\$2,208
30"	84"	54"	30"	29"	\$1,893	\$2,264
30"	60"	60"	30"	29"	\$1,700	\$2,034
30"	66"	60"	30"	29"	\$1,718	\$2,067
30"	72"	60"	30"	29"	\$1,768	\$2,116
30"	78"	60"	30"	29"	\$1,812	\$2,166
30"	84"	60"	30"	29"	\$1,856	\$2,154



GABLE OPTIONS		MODESTY OPTIONS	
CONFIGURATION	ORDER CODE	CONFIGURATION	ORDER CODE
LEFT RECESSED, RIGHT FULL	<i>L</i>	FULL MODESTY	<i>FM</i>
RIGHT RECESSED, LEFT FULL	<i>R</i>	1/2 MODESTY (12")	<i>TM</i>
DOUBLE RECESSED	<i>D</i>	1/4 MODESTY (7")*	<i>QM*</i>
FULL	<i>F</i>	3/4 MODESTY	<i>SM</i>



ORDER CODE SAMPLE								
ITEM CODE	A SIDE	WIDTH	DEPTH	B GABLE	HEIGHT	LAMINATE	GABLE	MODESTY
NHCRN	A30	W60	D42	B30	H29	M1	L	FM

Features & Specifications

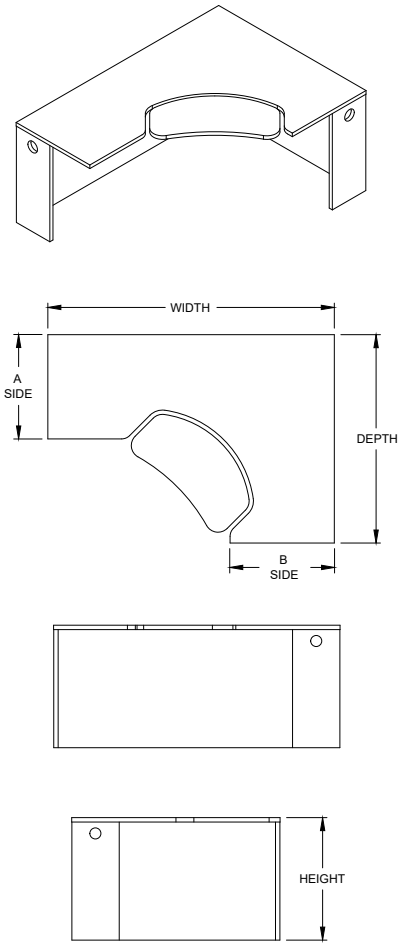
- 1" thick LPL gables and modesty with 1" leveling
- 3/4 Flush modesty (SM) is standard; Modesty option applies to both sides
- Recessed gable(s) include grommet for wire pass through
- Laminate codes - M1: 1" LPL, H1: 1" HPL (worksurface only)
- Corner radius is 12" on 36" depth, 18" on 42" depth and above

No Charge Options

- All standard laminates available

Optional Extra

- 1/4 modesty panels (7") 'QM' add \$224
- 3" Grommet (AG30A) add code(s) 'GL', 'GC' and/or 'GR', add \$76 per grommet



OVERALL SIZE					LAMINATE	
A SIDE	WIDTH	DEPTH	B SIDE	HEIGHT	PRICE M1	PRICE H1
24"	60"	42"	24"	29"	\$1,895	\$1,999
24"	66"	42"	24"	29"	\$1,929	\$2,083
24"	72"	42"	24"	29"	\$1,973	\$2,160
24"	78"	42"	24"	29"	\$2,014	\$2,243
24"	84"	42"	24"	29"	\$2,056	\$2,325
24"	60"	48"	24"	29"	\$1,973	\$2,201
24"	66"	48"	24"	29"	\$2,002	\$2,278
24"	72"	48"	24"	29"	\$2,066	\$2,363
24"	78"	48"	24"	29"	\$2,126	\$2,434
24"	84"	48"	24"	29"	\$2,188	\$2,516
24"	60"	54"	24"	29"	\$2,066	\$2,382
24"	66"	54"	24"	29"	\$2,095	\$2,424
24"	72"	54"	24"	29"	\$2,150	\$2,463
24"	78"	54"	24"	29"	\$2,201	\$2,547
24"	84"	54"	24"	29"	\$2,254	\$2,609
24"	60"	60"	24"	29"	\$2,158	\$2,497
24"	66"	60"	24"	29"	\$2,189	\$2,544
24"	72"	60"	24"	29"	\$2,232	\$2,589
24"	78"	60"	24"	29"	\$2,277	\$2,634
24"	84"	60"	24"	29"	\$2,317	\$2,689



GABLE OPTIONS		MODESTY OPTIONS	
CONFIGURATION	ORDER CODE	CONFIGURATION	ORDER CODE
RIGHT RECESSED, LEFT FULL	<i>R</i>	FULL MODESTY	<i>FM</i>
DOUBLE RECESSED	<i>D</i>	1/2 MODESTY (12")	<i>TM</i>
		1/4 MODESTY (7")*	<i>QM*</i>
		3/4 MODESTY	<i>SM</i>



ORDER CODE SAMPLE								
ITEM CODE	A SIDE	WIDTH	DEPTH	B SIDE	HEIGHT	LAMINATE	GABLE	MODESTY
NHKLN	A24	W60	D36	B24	H29	<i>M1</i>	<i>L</i>	<i>FM</i>

Features & Specifications

- 1" thick LPL gables and modesty with 1" leveling
- 3/4 Flush modesty (SM) is standard; Modesty option applies to both sides
- Recessed gable(s) include grommet for wire pass through
- Keyboard platform and mechanism included
- Laminate codes - *M1*: 1" LPL, *H1*: 1" HPL (worksurface only)

No Charge Options

- All standard laminates available

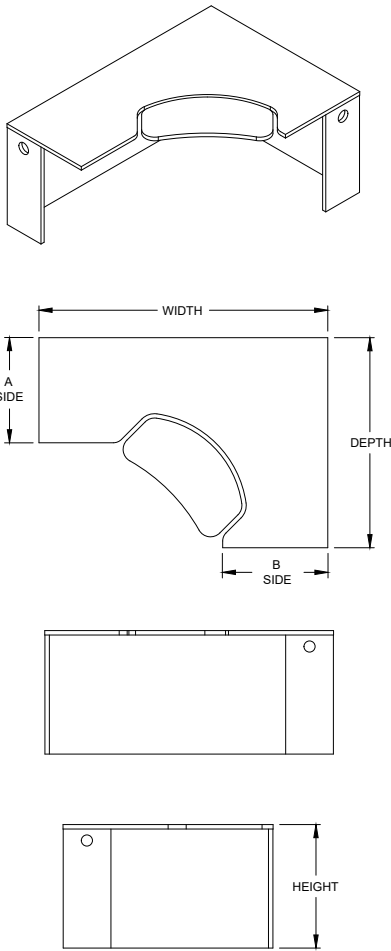
Optional Extra

- 1/4 modesty panels (7") '*QM*' add \$224
- 3" Grommet (AG30A) add code(s) '*GL*', '*GC*' and/or '*GR*', add \$76 per grommet



SPECIAL NOTES

- Right side gable remains recessed regardless of gable option selected.



OVERALL SIZE					LAMINATE	
A SIDE	WIDTH	DEPTH	B SIDE	HEIGHT	PRICE M1	PRICE H1
30"	60"	42"	30"	29"	\$1,953	\$2,234
30"	66"	42"	30"	29"	\$1,984	\$2,281
30"	72"	42"	30"	29"	\$2,046	\$2,340
30"	78"	42"	30"	29"	\$2,110	\$2,403
30"	84"	42"	30"	29"	\$2,173	\$2,463
30"	60"	48"	30"	29"	\$2,017	\$2,243
30"	66"	48"	30"	29"	\$2,056	\$2,327
30"	72"	48"	30"	29"	\$2,168	\$2,408
30"	78"	48"	30"	29"	\$2,181	\$2,489
30"	84"	48"	30"	29"	\$2,245	\$2,569
30"	60"	54"	30"	29"	\$2,127	\$2,287
30"	66"	54"	30"	29"	\$2,149	\$2,372
30"	72"	54"	30"	29"	\$2,208	\$2,462
30"	78"	54"	30"	29"	\$2,263	\$2,549
30"	84"	54"	30"	29"	\$2,317	\$2,631
30"	60"	60"	30"	29"	\$2,223	\$2,562
30"	66"	60"	30"	29"	\$2,242	\$2,595
30"	72"	60"	30"	29"	\$2,291	\$2,647
30"	78"	60"	30"	29"	\$2,338	\$2,693
30"	84"	60"	30"	29"	\$2,384	\$2,752



GABLE OPTIONS		MODESTY OPTIONS	
CONFIGURATION	ORDER CODE	CONFIGURATION	ORDER CODE
RIGHT RECESSED, LEFT FULL	<i>R</i>	FULL MODESTY	<i>FM</i>
DOUBLE RECESSED	<i>D</i>	1/2 MODESTY (12")	<i>TM</i>
		1/4 MODESTY (7")*	<i>QM*</i>
		3/4 MODESTY	<i>SM</i>



ORDER CODE SAMPLE								
ITEM CODE	A SIDE	WIDTH	DEPTH	B SIDE	HEIGHT	LAMINATE	GABLE	MODESTY
NHKLN	A30	W60	D36	B30	H29	<i>M1</i>	<i>L</i>	<i>FM</i>

Features & Specifications

- 1" thick LPL gables and modesty with 1" leveling
- 3/4 Flush modesty (SM) is standard; Modesty option applies to both sides
- Recessed gable(s) include grommet for wire pass through
- Keyboard platform and mechanism included
- Laminate codes - *M1*: 1" LPL, *H1*: 1" HPL (worksurface only)

No Charge Options

- All standard laminates available

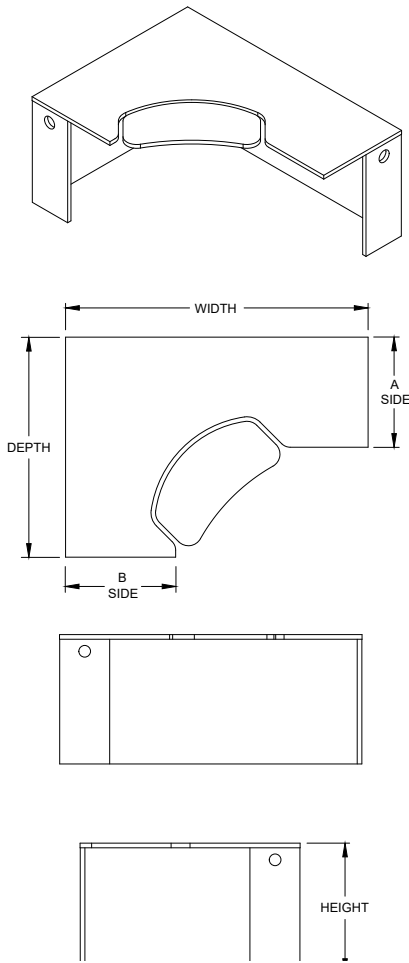
Optional Extra

- 1/4 modesty panels (7") '*QM*' add \$224
- 3" Grommet (AG30A) add code(s) '*GL*', '*GC*' and/or '*GR*', add \$76 per grommet



SPECIAL NOTES

- Right side gable remains recessed regardless of gable option selected.



Features & Specifications

No Charge Options

Optional Extra



SPECIAL NOTES

OVERALL SIZE					LAMINATE	
A SIDE	WIDTH	DEPTH	B SIDE	HEIGHT	PRICE M1	PRICE H1
24"	60"	42"	24"	29"	\$1,895	\$1,999
24"	66"	42"	24"	29"	\$1,929	\$2,083
24"	72"	42"	24"	29"	\$1,973	\$2,160
24"	78"	42"	24"	29"	\$2,014	\$2,243
24"	84"	42"	24"	29"	\$2,056	\$2,325
24"	60"	48"	24"	29"	\$1,973	\$2,201
24"	66"	48"	24"	29"	\$2,002	\$2,278
24"	72"	48"	24"	29"	\$2,066	\$2,363
24"	78"	48"	24"	29"	\$2,126	\$2,434
24"	84"	48"	24"	29"	\$2,188	\$2,516
24"	60"	54"	24"	29"	\$2,066	\$2,382
24"	66"	54"	24"	29"	\$2,095	\$2,424
24"	72"	54"	24"	29"	\$2,150	\$2,463
24"	78"	54"	24"	29"	\$2,201	\$2,547
24"	84"	54"	24"	29"	\$2,254	\$2,609
24"	60"	60"	24"	29"	\$2,158	\$2,497
24"	66"	60"	24"	29"	\$2,189	\$2,544
24"	72"	60"	24"	29"	\$2,232	\$2,589
24"	78"	60"	24"	29"	\$2,277	\$2,634
24"	84"	60"	24"	29"	\$2,317	\$2,689

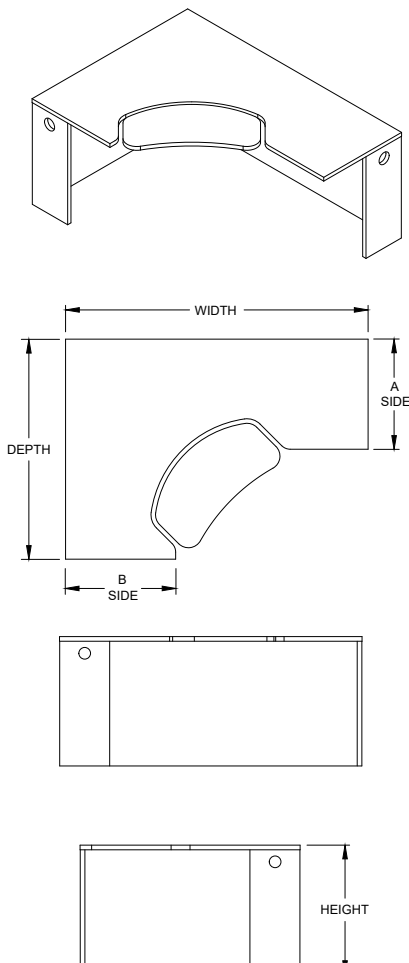


GABLE OPTIONS		MODESTY OPTIONS	
CONFIGURATION	ORDER CODE	CONFIGURATION	ORDER CODE
LEFT RECESSED, RIGHT FULL	<i>L</i>	FULL MODESTY	<i>FM</i>
DOUBLE RECESSED	<i>D</i>	1/2 MODESTY (12")	<i>TM</i>
		1/4 MODESTY (7")*	<i>QM*</i>
		3/4 MODESTY	<i>SM</i>



ORDER CODE SAMPLE								
ITEM CODE	A SIDE	WIDTH	DEPTH	B SIDE	HEIGHT	LAMINATE	GABLE	MODESTY
NHKRN	A24	W60	D36	B24	H29	<i>M1</i>	<i>L</i>	<i>FM</i>

- 1" thick LPL gables and modesty with 1" leveling
- 3/4 Flush modesty (SM) is standard; Modesty option applies to both sides
- Recessed gable(s) include grommet for wire pass through
- Keyboard platform and mechanism included
- Laminate codes - *M1*: 1" LPL, *H1*: 1" HPL (worksurface only)
- All standard laminates available
- 1/4 modesty panels (7") '*QM*' add \$224
- 3" Grommet (AG30A) add code(s) '*GL*', '*GC*' and/or '*GR*', add \$76 per grommet
- Left side gable remains recessed regardless of gable option selected.



Features & Specifications

No Charge Options

Optional Extra



SPECIAL NOTES

OVERALL SIZE					LAMINATE	
A SIDE	WIDTH	DEPTH	B SIDE	HEIGHT	PRICE M1	PRICE H1
30"	60"	42"	24"	29"	\$1,953	\$2,234
30"	66"	42"	24"	29"	\$1,984	\$2,281
30"	72"	42"	24"	29"	\$2,046	\$2,340
30"	78"	42"	24"	29"	\$2,110	\$2,403
30"	84"	42"	24"	29"	\$2,173	\$2,463
30"	60"	48"	24"	29"	\$2,017	\$2,243
30"	66"	48"	24"	29"	\$2,056	\$2,327
30"	72"	48"	24"	29"	\$2,168	\$2,408
30"	78"	48"	24"	29"	\$2,181	\$2,489
30"	84"	48"	24"	29"	\$2,245	\$2,569
30"	60"	54"	24"	29"	\$2,127	\$2,287
30"	66"	54"	24"	29"	\$2,149	\$2,372
30"	72"	54"	24"	29"	\$2,208	\$2,462
30"	78"	54"	24"	29"	\$2,263	\$2,549
30"	84"	54"	24"	29"	\$2,317	\$2,631
30"	60"	60"	24"	29"	\$2,223	\$2,562
30"	66"	60"	24"	29"	\$2,242	\$2,595
30"	72"	60"	24"	29"	\$2,291	\$2,647
30"	78"	60"	24"	29"	\$2,338	\$2,693
30"	84"	60"	24"	29"	\$2,384	\$2,752

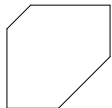
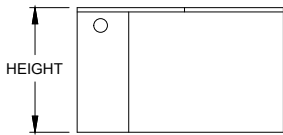
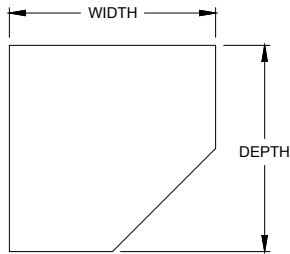
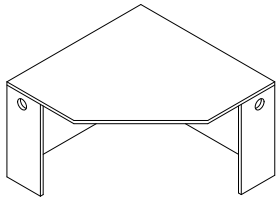


GABLE OPTIONS		MODESTY OPTIONS	
CONFIGURATION	ORDER CODE	CONFIGURATION	ORDER CODE
LEFT RECESSED, RIGHT FULL	<i>L</i>	FULL MODESTY	<i>FM</i>
DOUBLE RECESSED	<i>D</i>	1/2 MODESTY (12")	<i>TM</i>
		1/4 MODESTY (7")*	<i>QM*</i>
		3/4 MODESTY	<i>SM</i>



ORDER CODE SAMPLE								
ITEM CODE	A SIDE	WIDTH	DEPTH	B SIDE	HEIGHT	LAMINATE	GABLE	MODESTY
NHKRN	A30	W60	D36	B30	H29	<i>M1</i>	<i>L</i>	<i>FM</i>

- 1" thick LPL gables and modesty with 1" leveling
- 3/4 Flush modesty (SM) is standard; Modesty option applies to both sides
- Recessed gable(s) include grommet for wire pass through
- Keyboard platform and mechanism included
- Laminate codes - *M1*: 1" LPL, *H1*: 1" HPL (worksurface only)
- All standard laminates available
- 1/4 modesty panels (7") '*QM*' add \$224
- 3" Grommet (AG30A) add code(s) '*GL*', '*GC*' and/or '*GR*', add \$76 per grommet
- Left side gable remains recessed regardless of gable option selected.



NOTCHED BACK OPTION

Features & Specifications

No Charge Options

Optional Extra

OVERALL SIZE				LAMINATE	
WIDTH	DEPTH	CONNECTION	ANGLE	PRICE M1	PRICE H1
36"	36"	18"	25"	\$845	\$1,083
42"	42"	18"	34"	\$1,072	\$1,309
48"	48"	18"	42"	\$1,108	\$1,349
36"	36"	20"	22"	\$845	\$1,083
42"	42"	20"	31"	\$1,072	\$1,309
48"	48"	20"	39"	\$1,108	\$1,349
36"	36"	24"	17"	\$845	\$1,083
42"	42"	24"	25"	\$1,072	\$1,309
48"	48"	24"	34"	\$1,108	\$1,349
42"	42"	30"	17"	\$1,072	\$1,309
48"	48"	30"	25"	\$1,108	\$1,349

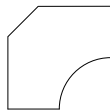
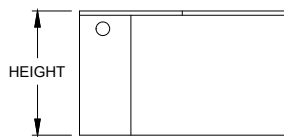
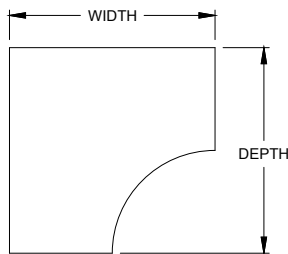
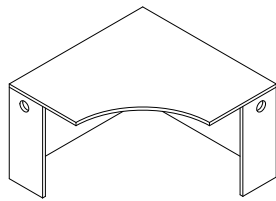


ORDER CODE SAMPLE						
ITEM CODE	WIDTH	DEPTH	CONNECTION	LAMINATE	MODESTY	OPTION
NHBAN	W36	D36	C18	M1	FM	KR

- 1" thick LPL gables and modesty with 1" leveling
- 3/4 Flush modesty (SM) is standard; Modesty option applies to both sides
- Recessed gable(s) include grommet for wire pass through
- Laminate codes - M1: 1" LPL, H1: 1" HPL (worksurface only)

- All standard laminate finishes available
- Full modesty panel 'FM'
- 1/2 modesty panel (12") 'TM'

- 1/4 modesty panels (7") 'QM' add \$224
- Add \$466 for notched back corner, add code 'KR'
- 3" Grommet (AG30A) add code(s) 'GL', 'GC' and/or 'GR', add \$76 per grommet



NOTCHED BACK OPTION

Features & Specifications

No Charge Options

Optional Extra

OVERALL SIZE				LAMINATE	
WIDTH	DEPTH	CONNECTION	RADIUS	PRICE M1	PRICE H1
36"	36"	18	18	\$864	\$1,103
42"	42"	18	24	\$1,094	\$1,329
48"	48"	18	30	\$1,129	\$1,371
36"	36"	20	16	\$864	\$1,103
42"	42"	20	22	\$1,094	\$1,329
48"	48"	20	18	\$1,129	\$1,371
36"	36"	24	12	\$864	\$1,103
42"	42"	24	18	\$1,094	\$1,329
48"	48"	24	24	\$1,129	\$1,371
42"	42"	30	12	\$1,094	\$1,329
48"	48"	30	18	\$1,129	\$1,371

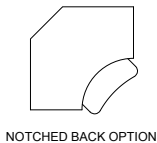
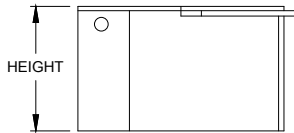
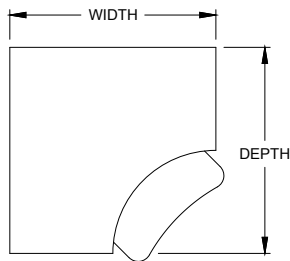

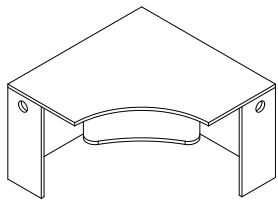


ORDER CODE SAMPLE						
ITEM CODE	WIDTH	DEPTH	CONNECTION	LAMINATE	MODESTY	OPTION
NHBCN	W36	D36	C18	M1	FM	KR

- 1" thick LPL gables and modesty with 1" leveling
- 3/4 Flush modesty (SM) is standard; Modesty option applies to both sides
- Recessed gable(s) include grommet for wire pass through
- Laminate codes - M1: 1" LPL, H1: 1" HPL (worksurface only)

- All standard laminate finishes available
- Full modesty panel 'FM'
- 1/2 modesty panel (12") 'TM'

- 1/4 modesty panels (7") 'QM' add \$224
- Add \$466 for notched back corner, add code 'KR'
- 3" Grommet (AG30A) add code(s) 'GL', 'GC' and/or 'GR', add \$76 per grommet



OVERALL SIZE				LAMINATE	
WIDTH	DEPTH	CONNECTION	RADIUS	PRICE M1	PRICE H1
36"	36"	18	18	\$2,454	\$2,692
42"	42"	18	24	\$2,682	\$2,916
48"	48"	18	30	\$2,717	\$2,961
36"	36"	24	12	\$2,454	\$2,692
42"	42"	24	18	\$2,682	\$2,916
48"	48"	24	24	\$2,717	\$2,961
42"	42"	30	12	\$2,682	\$2,916
48"	48"	30	18	\$2,717	\$2,961

Features & Specifications

No Charge Options

Optional Extra

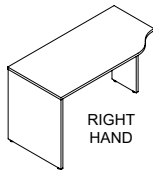
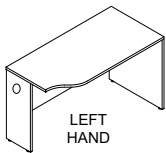
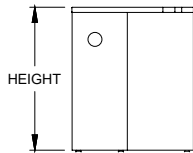
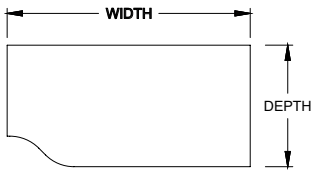
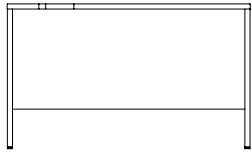
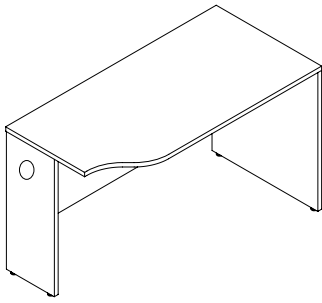


ORDER CODE SAMPLE						
ITEM CODE	WIDTH	DEPTH	CONNECTION	LAMINATE	MODESTY	OPTION
NHBKN	W36	D36	C18	M1	FM	KR

- 1" thick LPL gables and modesty with 1" leveling
- 3/4 Flush modesty (SM) is standard; Modesty option applies to both sides
- Recessed gable(s) include grommet for wire pass through
- Keyboard platform and mechanism included
- Laminate codes - M1: 1" LPL, H1: 1" HPL (worksurface only)

- All standard laminates available
- Full modesty panel 'FM'
- 1/2 modesty panel (12") 'TM'

- 1/4 modesty panels (7") 'QM' add \$224
- Add \$466 for notched back corner, add code 'KR'
- 3" Grommet (AG30A) add code(s) 'GL', 'GC' and/or 'GR', add \$76 per grommet



Features & Specifications

No Charge Options

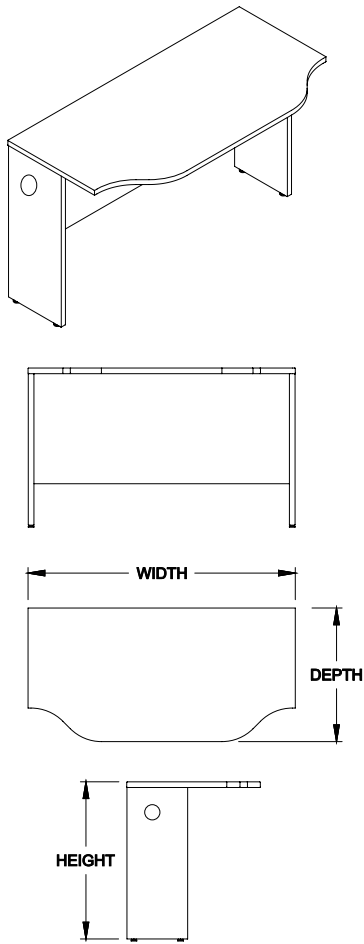
Optional Extra

OVERALL SIZE			LAMINATE	
WIDTH	DEPTH	HEIGHT	PRICE M1	PRICE H1
24"	24"	29"	\$604	\$803
30"	24"	29"	\$618	\$820
36"	24"	29"	\$655	\$853
42"	24"	29"	\$699	\$900
48"	24"	29"	\$740	\$936
54"	24"	29"	\$763	\$970
60"	24"	29"	\$767	\$1,002
66"	24"	29"	\$799	\$1,080
72"	24"	29"	\$830	\$1,152
78"	24"	29"	\$1,068	\$1,377
84"	24"	29"	\$1,221	\$1,530
24"	30"	29"	\$663	\$864
30"	30"	29"	\$670	\$870
36"	30"	29"	\$711	\$912
42"	30"	29"	\$750	\$951
48"	30"	29"	\$779	\$958
54"	30"	29"	\$822	\$988
60"	30"	29"	\$849	\$1,023
66"	30"	29"	\$879	\$1,094
72"	30"	29"	\$912	\$1,162
78"	30"	29"	\$1,150	\$1,389
84"	30"	29"	\$1,302	\$1,540



ORDER CODE SAMPLE						
ITEM CODE	WIDTH	DEPTH	HEIGHT	LAMINATE	HAND	OPTION
NRJAN	W24	D24	H29	M1	R	FM

- 1" thick LPL gables and modesty with 1" leveling
- 3/4 Flush modesty (SM) is standard
- Recessed gable(s) include grommet for wire pass through
- Includes flat brackets (NAFLA) with attaching hardware, one set
- Laminate codes - M1: 1" LPL, H1: 1" HPL (worksurface only)
- Specify handedness left 'L' or right 'R' when ordering
- All standard laminates available
- Full modesty panel 'FM'
- 1/2 modesty panel (12") 'TM'
- 1/4 modesty panels (7") 'QM' add \$224
- 3" Grommet (AG30A) add code(s) 'GL', 'GC' and/or 'GR', add \$76 per grommet



OVERALL SIZE			LAMINATE	
WIDTH	DEPTH	HEIGHT	PRICE M1	PRICE H1
30"	24"	29"	\$712	\$943
36"	24"	29"	\$753	\$984
42"	24"	29"	\$790	\$1,023
48"	24"	29"	\$822	\$1,031
54"	24"	29"	\$864	\$1,064
60"	24"	29"	\$767	\$1,002
66"	24"	29"	\$799	\$1,080
72"	24"	29"	\$830	\$1,152
78"	24"	29"	\$1,068	\$1,377
84"	24"	29"	\$1,221	\$1,530
30"	30"	29"	\$712	\$943
36"	30"	29"	\$753	\$984
42"	30"	29"	\$790	\$1,023
48"	30"	29"	\$822	\$1,031
54"	30"	29"	\$864	\$1,064
60"	30"	29"	\$849	\$1,023
66"	30"	29"	\$879	\$1,094
72"	30"	29"	\$912	\$1,162
78"	30"	29"	\$1,150	\$1,389
84"	30"	29"	\$1,302	\$1,540

Features & Specifications

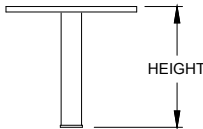
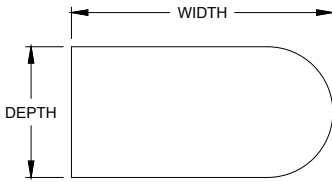
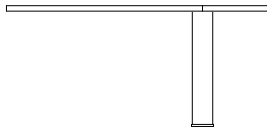
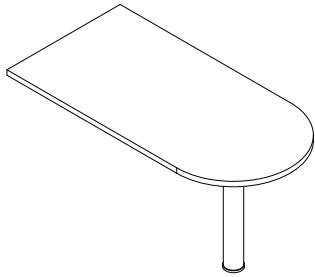
No Charge Options

Optional Extra



ORDER CODE SAMPLE					
ITEM CODE	WIDTH	DEPTH	HEIGHT	LAMINATE	OPTION
NBSDN	W30	D24	H29	M1	FM

- 1" thick LPL gables and modesty with 1" leveling
 - 3/4 Flush modesty (SM) is standard
 - Recessed gable(s) include grommet for wire pass through
 - Includes flat brackets (NAFLA) with attaching hardware, two sets
 - Laminate codes - M1: 1" LPL, H1: 1" HPL (worksurface only)
-
- All standard laminates available
 - Full modesty panel 'FM'
 - 1/2 modesty panel (12") 'TM'
-
- 1/4 modesty panels (7") 'QM' add \$224
 - 3" Grommet (AG30A) add code(s) 'GL', 'GC' and/or 'GR', add \$76 per grommet



Features & Specifications

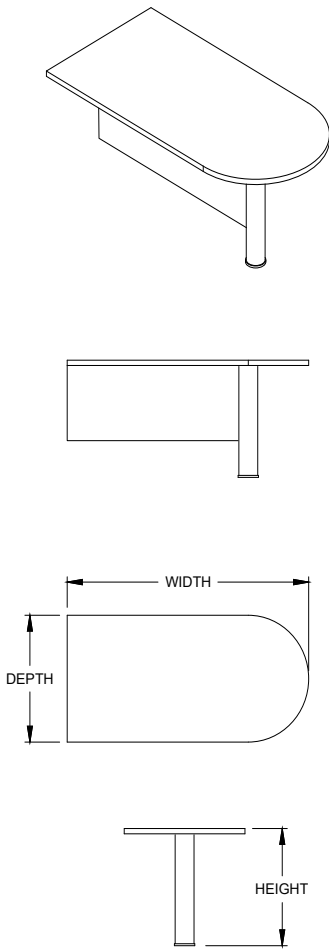
No Charge Options

OVERALL SIZE			LAMINATE	
WIDTH	DEPTH	HEIGHT	PRICE M1	PRICE H1
36"	24"	29"	\$566	\$765
42"	24"	29"	\$576	\$777
42"	30"	29"	\$585	\$784
48"	24"	29"	\$595	\$797
48"	30"	29"	\$648	\$849
54"	24"	29"	\$640	\$843
54"	30"	29"	\$660	\$860
60"	24"	29"	\$648	\$849
60"	30"	29"	\$754	\$970
60"	36"	29"	\$789	\$967
66"	24"	29"	\$658	\$981
66"	30"	29"	\$789	\$988
66"	36"	29"	\$830	\$1,029
72"	24"	29"	\$740	\$1,013
72"	30"	29"	\$849	\$1,049
72"	36"	29"	\$890	\$1,090
84"	30"	29"	\$893	\$1,094
84"	36"	29"	\$988	\$1,189



ORDER CODE SAMPLE				
ITEM CODE	WIDTH	DEPTH	HEIGHT	LAMINATE
NHBBN	W36	D24	H29	M1

- One inch of leveling
 - Includes one metal 3" diameter post leg
 - Includes flat brackets (NAFLA) with attaching hardware, one set
 - Laminate codes - M1: 1" LPL, H1: 1" HPL (worksurface only)
-
- All standard laminates and metal finishes available



OVERALL SIZE			LAMINATE	
WIDTH	DEPTH	HEIGHT	PRICE M1	PRICE H1
36"	24"	29"	\$819	\$1,015
42"	24"	29"	\$838	\$1,039
42"	30"	29"	\$848	\$1,046
48"	24"	29"	\$866	\$1,067
48"	30"	29"	\$918	\$1,118
54"	24"	29"	\$919	\$1,119
54"	30"	29"	\$939	\$1,142
60"	24"	29"	\$939	\$1,142
60"	30"	29"	\$1,063	\$1,260
60"	36"	29"	\$1,079	\$1,259
66"	24"	29"	\$957	\$1,279
66"	30"	29"	\$1,090	\$1,291
66"	36"	29"	\$1,131	\$1,331
72"	24"	29"	\$1,050	\$1,324
72"	30"	29"	\$1,160	\$1,362
72"	36"	29"	\$1,201	\$1,400
84"	30"	29"	\$1,214	\$1,414
84"	36"	29"	\$1,323	\$1,507

Features & Specifications

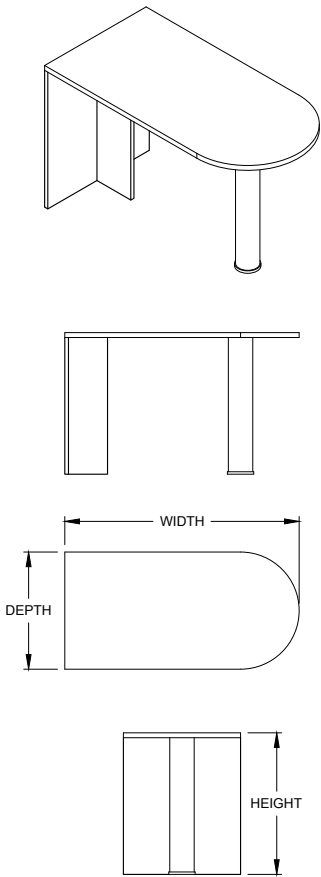
No Charge Options

Optional Extra



ORDER CODE SAMPLE					
ITEM CODE	WIDTH	DEPTH	HEIGHT	LAMINATE	MODESTY
NHBMN	W36	D24	H29	M1	FM

- 1" Thick LPL case construction
 - Includes one metal 3" diameter post leg
 - 3/4 Modesty (SM) is standard
 - Includes flat brackets (NAFLA) with attaching hardware, one set
 - Laminate codes - M1: 1" LPL, H1: 1" HPL (worksurface only)
-
- All standard laminates and metal finishes available
 - Full modesty panel 'FM'
 - 1/2 modesty panel (12") 'TM'
-
- 1/4 modesty panels (7") 'QM' add \$224



OVERALL SIZE			LAMINATE	
WIDTH	DEPTH	HEIGHT	PRICE M1	PRICE H1
36"	24"	29"	\$773	\$967
42"	24"	29"	\$797	\$960
42"	30"	29"	\$843	\$986
48"	24"	29"	\$812	\$959
48"	30"	29"	\$858	\$986
54"	24"	29"	\$882	\$993
54"	30"	29"	\$925	\$1,015
60"	24"	29"	\$900	\$1,002
60"	30"	29"	\$943	\$1,144
60"	36"	29"	\$1,001	\$1,189
66"	24"	29"	\$936	\$1,115
66"	30"	29"	\$986	\$1,184
66"	36"	29"	\$1,021	\$1,232
72"	24"	29"	\$971	\$1,212
72"	30"	29"	\$996	\$1,237
72"	36"	29"	\$1,042	\$1,283
78"	30"	29"	\$1,024	\$1,266
78"	36"	29"	\$1,078	\$1,311
84"	30"	29"	\$1,053	\$1,291
84"	36"	29"	\$1,097	\$1,335
96"	30"	29"	\$1,256	\$1,494
96"	36"	29"	\$1,296	\$1,538

Features & Specifications

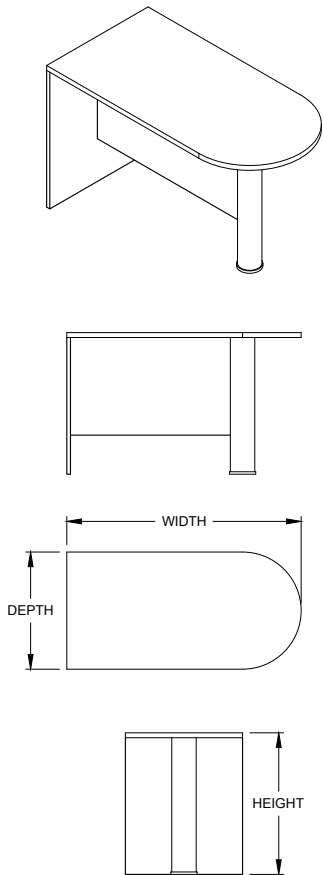
No Charge Options



ORDER CODE SAMPLE				
ITEM CODE	WIDTH	DEPTH	HEIGHT	LAMINATE
NHBTN	W36	D24	H29	M1

- 1" Thick LPL case construction with one inch of leveling
- Includes one metal 3" diameter post leg
- Laminate codes - *M1*: 1" LPL, *H1*: 1" HPL (worksurface only)

- All standard laminates and metal finishes available



OVERALL SIZE			LAMINATE	
WIDTH	DEPTH	HEIGHT	PRICE M1	PRICE H1
36"	24"	29"	\$1,005	\$1,200
42"	24"	29"	\$1,039	\$1,202
42"	30"	29"	\$1,080	\$1,226
48"	24"	29"	\$1,065	\$1,212
48"	30"	29"	\$1,107	\$1,237
54"	24"	29"	\$1,147	\$1,257
54"	30"	29"	\$1,187	\$1,279
60"	24"	29"	\$1,171	\$1,270
60"	30"	29"	\$1,214	\$1,412
60"	36"	29"	\$1,269	\$1,460
66"	24"	29"	\$1,216	\$1,394
66"	30"	29"	\$1,266	\$1,464
66"	36"	29"	\$1,302	\$1,511
72"	24"	29"	\$1,264	\$1,501
72"	30"	29"	\$1,288	\$1,527
72"	36"	29"	\$1,333	\$1,574
78"	30"	29"	\$1,325	\$1,567
78"	36"	29"	\$1,373	\$1,611
84"	30"	29"	\$1,364	\$1,604
84"	36"	29"	\$1,407	\$1,647
96"	30"	29"	\$1,576	\$1,812
96"	36"	29"	\$1,617	\$1,857

Features & Specifications



ORDER CODE SAMPLE					
ITEM CODE	WIDTH	DEPTH	HEIGHT	LAMINATE	OPTION
NHBFN	W36	D24	H29	M1	FM

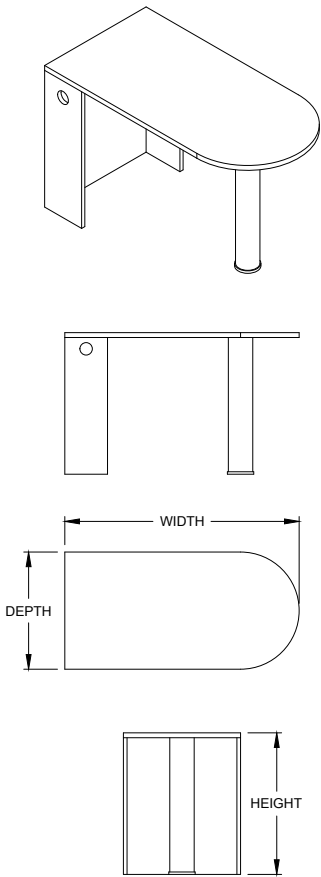
- 1" thick LPL gables and modesty with 1" leveling
- Includes one metal 3" diameter post leg
- 3/4 Modesty (SM) is standard
- Laminate codes - M1: 1" LPL, H1: 1" HPL (worksurface only)

No Charge Options

- All standard laminates and metal finishes available
- Full modesty panel 'FM'
- 1/2 modesty panel (12") 'TM'

Optional Extra

- 1/4 modesty panels (7") 'QM' add \$224



OVERALL SIZE			LAMINATE	
WIDTH	DEPTH	HEIGHT	PRICE M1	PRICE H1
36"	24"	29"	\$773	\$967
42"	24"	29"	\$797	\$960
42"	30"	29"	\$843	\$986
48"	24"	29"	\$812	\$959
48"	30"	29"	\$858	\$986
54"	24"	29"	\$882	\$993
54"	30"	29"	\$925	\$1,015
60"	24"	29"	\$900	\$1,002
60"	30"	29"	\$943	\$1,144
60"	36"	29"	\$1,001	\$1,189
66"	24"	29"	\$936	\$1,115
66"	30"	29"	\$986	\$1,184
66"	36"	29"	\$1,021	\$1,232
72"	24"	29"	\$971	\$1,212
72"	30"	29"	\$996	\$1,237
72"	36"	29"	\$1,042	\$1,283
78"	30"	29"	\$1,024	\$1,266
78"	36"	29"	\$1,070	\$1,311
84"	30"	29"	\$1,053	\$1,291
84"	36"	29"	\$1,096	\$1,336
96"	30"	29"	\$1,256	\$1,494
96"	36"	29"	\$1,296	\$1,538

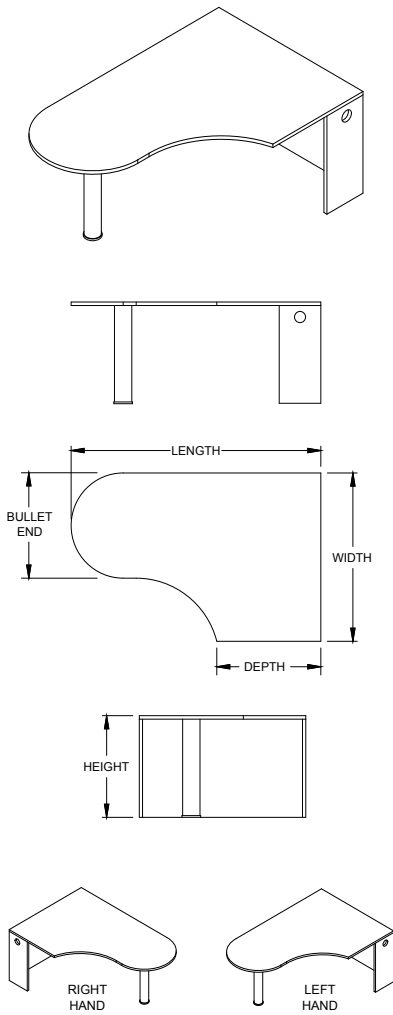
Features & Specifications

No Charge Options



ORDER CODE SAMPLE					
ITEM CODE	WIDTH	DEPTH	HEIGHT	LAMINATE	OPTION
NHBNN	W36	D24	H29	M1	FM

- 1" thick LPL gables and modesty with 1" leveling
 - Includes one metal 3" diameter post leg
 - Recessed gable(s) include grommet for wire pass through
 - Laminate codes - M1: 1" LPL, H1: 1" HPL (worksurface only)
-
- All standard laminates and metal finishes available



OVERALL SIZE				LAMINATE	
DEPTH	WIDTH	LENGTH	HEIGHT	PRICE M1	PRICE H1
24"	42"	60"	29"	\$1,313	\$1,402
24"	42"	66"	29"	\$1,375	\$1,448
24"	42"	72"	29"	\$1,437	\$1,501
24"	42"	78"	29"	\$1,501	\$1,549
24"	42"	84"	29"	\$1,661	\$1,711
24"	48"	60"	29"	\$1,313	\$1,402
24"	48"	66"	29"	\$1,375	\$1,448
24"	48"	72"	29"	\$1,437	\$1,501
24"	48"	78"	29"	\$1,501	\$1,549
24"	48"	84"	29"	\$1,661	\$1,711
24"	54"	60"	29"	\$1,442	\$1,429
24"	54"	66"	29"	\$1,479	\$1,468
24"	54"	72"	29"	\$1,511	\$1,516
24"	54"	78"	29"	\$1,538	\$1,564
24"	54"	84"	29"	\$1,697	\$1,721
30"	48"	60"	29"	\$1,397	\$1,444
30"	48"	66"	29"	\$1,433	\$1,484
30"	48"	72"	29"	\$1,476	\$1,524
30"	48"	78"	29"	\$1,522	\$1,561
30"	48"	84"	29"	\$1,681	\$1,720
30"	54"	60"	29"	\$1,444	\$1,495
30"	54"	66"	29"	\$1,484	\$1,535
30"	54"	72"	29"	\$1,522	\$1,582
30"	54"	78"	29"	\$1,576	\$1,621
30"	54"	84"	29"	\$1,738	\$1,782

Features & Specifications

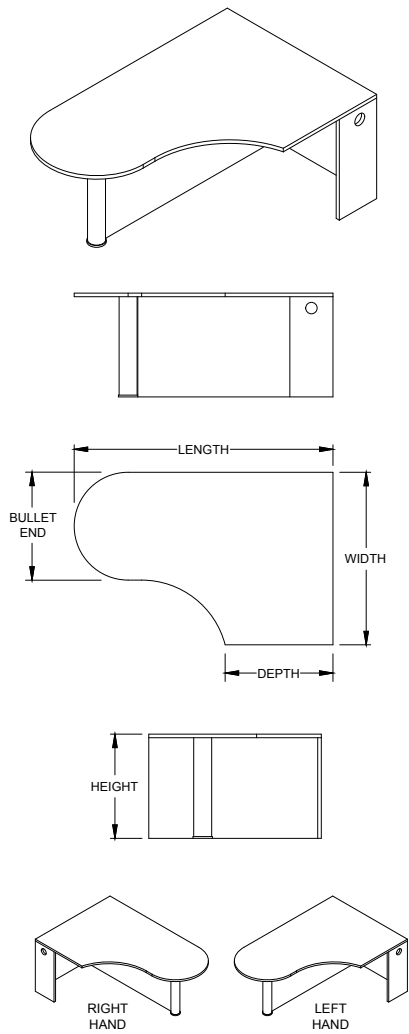


ORDER CODE SAMPLE						
ITEM CODE	WIDTH	DEPTH	LENGTH	BULLET END	LAMINATE	HAND
NHEAN	W48	D24	L60	B24	M1	R

No Charge Options

Optional Extra

- 1" thick LPL gables and modesty with 1" leveling
- Includes one metal 3" diameter post leg
- Recessed gable(s) include grommet for wire pass through
- Laminate codes - M1: 1" LPL, H1: 1" HPL (worksurface only)
- Specify handedness left 'L' or right 'R' when ordering
- All standard laminates and metal finishes available
- 3" Grommet (AG30A) add code(s) 'GL', 'GC' and/or 'GR', add \$76 per grommet



Features & Specifications

No Charge Options

Optional Extra

OVERALL SIZE				LAMINATE	
DEPTH	WIDTH	LENGTH	HEIGHT	PRICE M1	PRICE H1
24"	42"	60"	29"	\$1,635	\$1,721
24"	42"	66"	29"	\$1,695	\$1,770
24"	42"	72"	29"	\$1,757	\$1,821
24"	42"	78"	29"	\$1,821	\$1,868
24"	42"	84"	29"	\$1,982	\$2,028
24"	48"	60"	29"	\$1,635	\$1,721
24"	48"	66"	29"	\$1,695	\$1,770
24"	48"	72"	29"	\$1,757	\$1,821
24"	48"	78"	29"	\$1,821	\$1,868
24"	48"	84"	29"	\$1,982	\$2,028
24"	54"	60"	29"	\$1,760	\$1,747
24"	54"	66"	29"	\$1,801	\$1,785
24"	54"	72"	29"	\$1,829	\$1,836
24"	54"	78"	29"	\$1,856	\$1,883
24"	54"	84"	29"	\$2,017	\$2,043
30"	48"	60"	29"	\$1,717	\$1,767
30"	48"	66"	29"	\$1,753	\$1,806
30"	48"	72"	29"	\$1,799	\$1,843
30"	48"	78"	29"	\$1,841	\$1,882
30"	48"	84"	29"	\$1,999	\$2,042
30"	54"	60"	29"	\$1,767	\$1,812
30"	54"	66"	29"	\$1,806	\$1,854
30"	54"	72"	29"	\$1,841	\$1,903
30"	54"	78"	29"	\$1,893	\$1,942
30"	54"	84"	29"	\$2,056	\$2,101

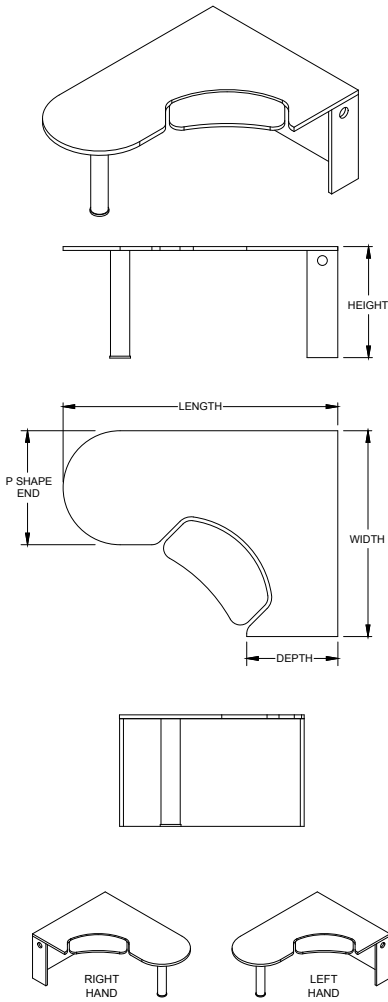


ORDER CODE SAMPLE							
ITEM CODE	WIDTH	DEPTH	LENGTH	BULLET END	LAMINATE	HAND	OPTION
NHDAN	W42	D24	L60	B24	M1	R	TM

- 1" thick LPL gables and modesty with 1" leveling
- Includes one metal 3" diameter post leg
- Full modesty (FM) is standard
- Recessed gable(s) include grommet for wire pass through
- Laminate codes - M1: 1" LPL, H1: 1" HPL (worksurface only)
- Specify handedness left 'L' or right 'R' when ordering

- All standard laminates and metal finishes available
- Full modesty panel 'FM'
- 1/2 modesty panel (12") 'TM'

- 1/4 modesty panels (7") 'QM' add \$224
- 3" Grommet (AG30A) add code(s) 'GL', 'GC' and/or 'GR', add \$76 per grommet



OVERALL SIZE				LAMINATE	
LENGTH	WIDTH	DEPTH	P END	PRICE M1	PRICE H1
66"	48"	24"	30"	\$1,863	\$1,961
72"	48"	24"	30"	\$1,925	\$2,025
78"	48"	24"	30"	\$1,988	\$2,089
84"	48"	24"	30"	\$2,150	\$2,249
66"	54"	24"	30"	\$1,972	\$2,068
72"	54"	24"	30"	\$1,997	\$2,116
78"	54"	24"	30"	\$2,025	\$2,160
84"	54"	24"	30"	\$2,186	\$2,324
66"	48"	30"	30"	\$1,922	\$2,024
72"	48"	30"	30"	\$1,964	\$2,066
78"	48"	30"	30"	\$2,010	\$2,110
84"	48"	30"	30"	\$2,170	\$2,267
66"	54"	30"	30"	\$1,974	\$2,071
72"	54"	30"	30"	\$2,010	\$2,127
78"	30"	78"	30"	\$2,064	\$2,165
84"	30"	84"	30"	\$2,223	\$2,325

Features & Specifications

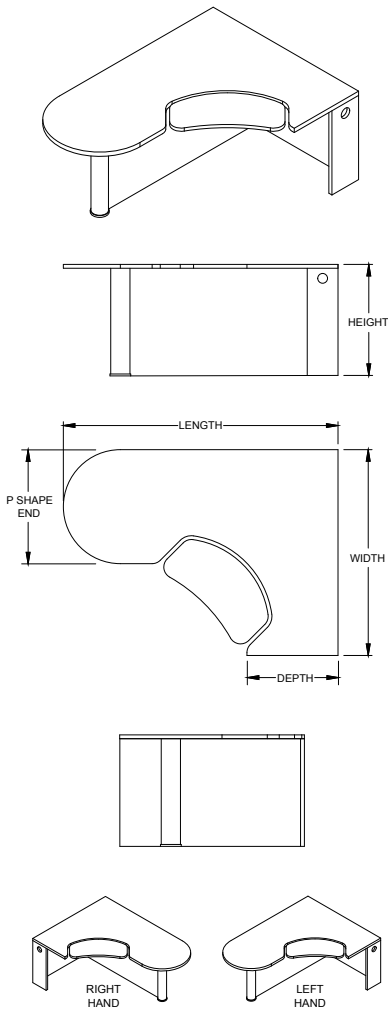
No Charge Options

Optional Extra



ORDER CODE SAMPLE						
ITEM CODE	WIDTH	DEPTH	LENGTH	P END	LAMINATE	HAND
NHLAN	W48	D24	L78	P30	M1	R

- 1" thick LPL gables and modesty with 1" leveling
 - Includes one metal 3" diameter post leg
 - Recessed gable(s) include grommet for wire pass through
 - Keyboard platform and mechanism included
 - Laminate codes - M1: 1" LPL, H1: 1" HPL (worksurface only)
 - Specify handedness left 'L' or right 'R' when ordering
- No Charge Options
- All standard laminates and metal finishes available
- Optional Extra
- 3" Grommet (AG30A) add code(s) 'GL', 'GC' and/or 'GR', add \$76 per grommet



OVERALL SIZE				LAMINATE	
LENGTH	WIDTH	DEPTH	P END	PRICE M1	PRICE H1
66"	48"	24"	30"	\$2,181	\$2,283
72"	48"	24"	30"	\$2,244	\$2,346
78"	48"	24"	30"	\$2,312	\$2,408
84"	48"	24"	30"	\$2,470	\$2,569
66"	54"	24"	30"	\$2,289	\$2,389
72"	54"	24"	30"	\$2,317	\$2,435
78"	54"	24"	30"	\$2,346	\$2,481
84"	54"	24"	30"	\$2,505	\$2,642
66"	48"	30"	30"	\$2,243	\$2,342
72"	48"	30"	30"	\$2,285	\$2,385
78"	48"	30"	30"	\$2,327	\$2,431
84"	48"	30"	30"	\$2,489	\$2,589
66"	54"	30"	30"	\$2,292	\$2,393
72"	54"	30"	30"	\$2,327	\$2,451
78"	54"	30"	30"	\$2,384	\$2,485
84"	54"	30"	30"	\$2,542	\$2,644

Features & Specifications

No Charge Options

Optional Extra

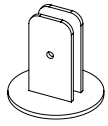


ORDER CODE SAMPLE							
ITEM CODE	WIDTH	DEPTH	LENGTH	P END	LAMINATE	HAND	OPTION
NHMAN	W48	D24	L66	P30	M1	R	SM

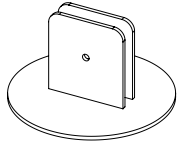
- 1" thick LPL gables and modesty with 1" leveling
- Includes one metal 3" diameter post leg
- Full modesty (FM) is standard
- Recessed gable(s) include grommet for wire pass through
- Keyboard platform and mechanism included
- Laminate codes - M1: 1" LPL, H1: 1" HPL (worksurface only)
- Specify handedness left 'L' or right 'R' when ordering

- All standard laminates and metal finishes available
- Full modesty panel 'FM'
- 1/2 modesty panel (12") 'TM'

- 1/4 modesty panels (7") 'QM' add \$224
- 3" Grommet (AG30A) add code(s) 'GL', 'GC' and/or 'GR', add \$76 per grommet



NAPSD S



NAPSD F

Features & Specifications

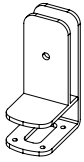
SINGLE		
CONFIGURATION	SIZE	PRICE EACH
S	4" DIA x 4" H	143

FREESTANDING		
CONFIGURATION	SIZE	PRICE EACH
F	7" DIA x 4" H	237

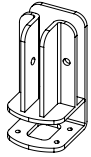


ORDER CODE SAMPLE	
ITEM CODE	CONFIGURATION
NAPSD	F

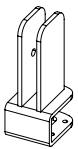
- Desk mounted brackets for privacy screens



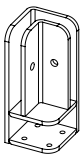
NAESD S



NAESD T



NAESD E



NAESD C

Features & Specifications

SINGLE		
CONFIGURATION	SIZE	PRICE EACH
S	2" D x 3" L x 5" H	143

T SHAPE		
CONFIGURATION	SIZE	PRICE EACH
T	2" D x 3" L x 5" H	143

END		
CONFIGURATION	SIZE	PRICE EACH
E	2" D x 3" L x 5" H	143

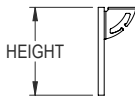
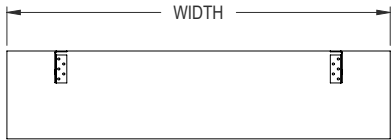
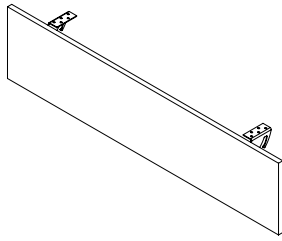
CORNER		
CONFIGURATION	SIZE	PRICE EACH
C	2" D x 3" L x 5" H	143



ORDER CODE SAMPLE	
ITEM CODE	CONFIGURATION
NAESD	C

- Desk mounted brackets for privacy screens





Features & Specifications

No Charge Options

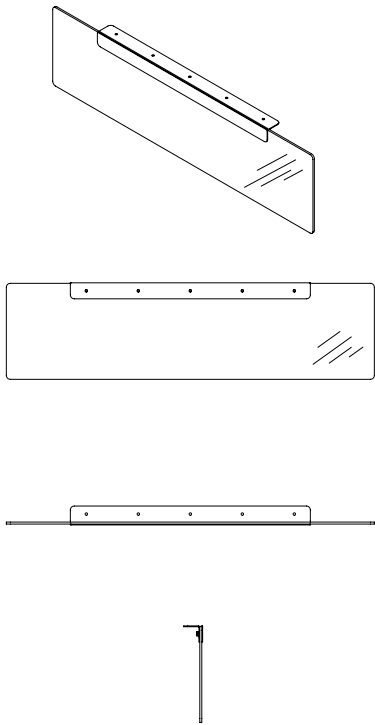
OVERALL SIZE			
WIDTH	HEIGHT	FOR USE WITH TABLE WIDTH	PRICE
28"	12"	36"	\$466
34"	12"	42"	\$488
40"	12"	48"	\$500
46"	12"	54"	\$529
52"	12"	60"	\$553
58"	12"	66"	\$568
64"	12"	72"	\$585
70"	12"	78"	\$610
76"	12"	84"	\$634



ORDER CODE SAMPLE	
ITEM CODE	WIDTH
NAMLA	46

- Modesty panel constructed from 3/4" LPL laminate with all sides edged
- Includes bracket with wire management hooks
- Includes mounting hardware
- Panel sized to be 8" less than the mounting surface width (eg. 60" width uses 52" modesty)

- All standard laminate finishes available
- All standard metal finishes available for bracket



OVERALL SIZE			
WIDTH	HEIGHT	FOR USE WITH TABLE WIDTH	PRICE
28"	12"	36"	\$430
34"	12"	42"	\$501
40"	12"	48"	\$577
46"	12"	54"	\$648
52"	12"	60"	\$723
58"	12"	66"	\$795
64"	12"	72"	\$870
70"	12"	78"	\$941
76"	12"	84"	\$1,013

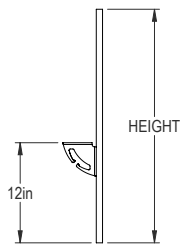

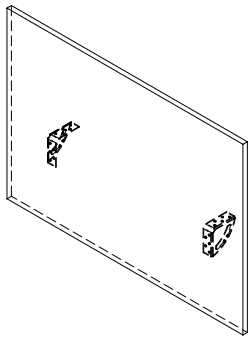
Features & Specifications



ORDER CODE SAMPLE		
ITEM CODE	WIDTH	HEIGHT
NAMPA	46	12

No Charge Options

- Modesty panel constructed from 1/4" frosted (one side) acrylic panel
 - Includes bracket
 - Includes mounting hardware
 - Panel sized to be 8" less than the mounting surface width (eg. 60" width uses 52" modesty)
-
- All standard metal finishes available



Features & Specifications

No Charge Options

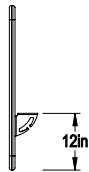
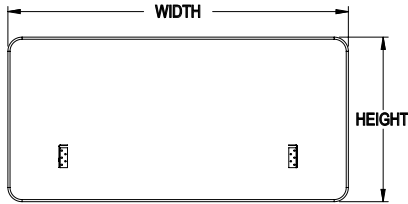
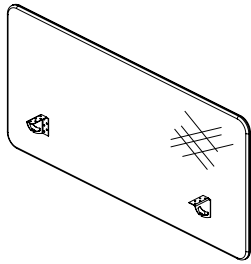
OVERALL SIZE		
WIDTH	HEIGHT	PRICE
36"	28"	\$744
42"	28"	\$769
48"	28"	\$780
54"	28"	\$808
60"	28"	\$832
66"	28"	\$849
72"	28"	\$865
78"	28"	\$889
84"	28"	\$912



ORDER CODE SAMPLE	
ITEM CODE	WIDTH
NAPPA	46

- Privacy panel constructed from 3/4" LPL laminate with all sides edged
- Includes bracket with wire management hooks
- Includes mounting hardware
- Intended to be mounted so that 15" sits above the desk and 12" below
- Cannot be mounted to knife edge

- All standard laminate finishes available
- All standard metal finishes are available for bracket



Features & Specifications

No Charge Options

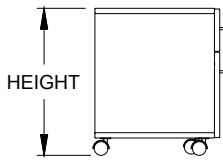
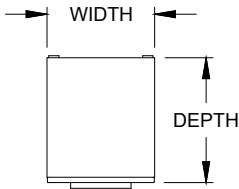
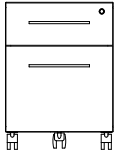

OVERALL SIZE		FABRIC PRICE			
WIDTH	HEIGHT	GRADE 0 (G0)	GRADE 1 (G1)	GRADE 2 (G2)	GRADE 3 (G3)
18"	29"	\$497	\$548	\$569	\$595
24"	29"	\$582	\$640	\$669	\$699
30"	29"	\$701	\$772	\$807	\$840
36"	29"	\$724	\$796	\$832	\$870
42"	29"	\$769	\$847	\$885	\$924
48"	29"	\$847	\$930	\$972	\$1,014
54"	29"	\$961	\$1,061	\$1,106	\$1,154
60"	29"	\$1,132	\$1,246	\$1,302	\$1,360



ORDER CODE SAMPLE		
ITEM CODE	WIDTH	FABRIC
NAPFA	46	G1

- Fabric is tackable
- Specify fabric, add code: Grade 0 'G0', Grade 1 'G1', Grade 2 'G2' or Grade 3 'G3'
- Nominal thickness is 1"
- Includes bracket with wire management hooks
- Includes mounting hardware
- Cannot be mounted to knife edge

- All standard laminate finishes available
- All standard metal finishes are available for bracket



OVERALL SIZE			
WIDTH	DEPTH	HEIGHT	PRICE M3
15.75"	18.75"	21.25"	\$943
15.75"	22"	21.25"	\$967
15.75"	28"	21.25"	\$989



ORDER CODE SAMPLE						
ITEM CODE	WIDTH	DEPTH	HEIGHT	LAMINATE	LOCK	OPTION
N1BFM	W15.75	D18.75	H21.25	M3	LBB	HF

Features & Specifications

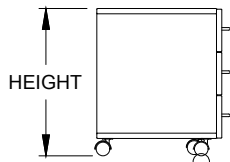
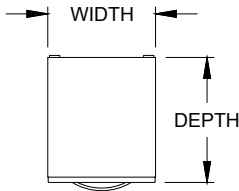
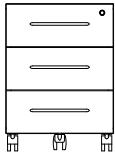
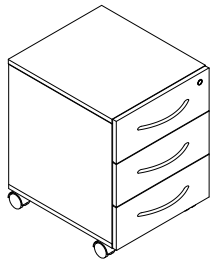
- 3/4" Thick LPL case construction that features front hidden caster to prevent tipping
- One pencil tray, file hanging bars and lock(s) included

No Charge Options

- All standard laminate finishes available
- Specify lock option: BRC standard black 'LBB', silver 'LBS'

Optional Extra

- High pressure drawer fronts add code 'HF' and add \$187



OVERALL SIZE			
WIDTH	DEPTH	HEIGHT	PRICE M3
15.75"	18.75"	21.25"	\$943
15.75"	22"	21.25"	\$967
15.75"	28"	21.25"	\$989



ORDER CODE SAMPLE						
ITEM CODE	WIDTH	DEPTH	HEIGHT	LAMINATE	LOCK	OPTION
NBBBM	W15.75	D18.75	H21.25	M3	LBB	HF

Features & Specifications

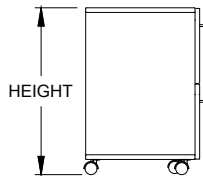
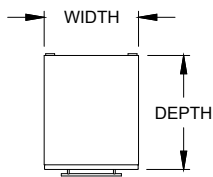
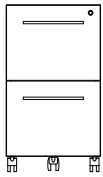

- 3/4" Thick LPL case construction that features front hidden caster to prevent tipping
- One pencil tray included
- Includes lock(s)

No Charge Options

- All standard laminate finishes available
- Specify lock option: BRC standard black 'LBB', silver 'LBS'

Optional Extra

- High pressure drawer fronts add code 'HF' and add \$278



OVERALL SIZE			
WIDTH	DEPTH	HEIGHT	PRICE M3
15.75"	18.75"	27.5"	\$943
15.75"	22"	27.5"	\$967
15.75"	28"	27.5"	\$989



ORDER CODE SAMPLE						
ITEM CODE	WIDTH	DEPTH	HEIGHT	LAMINATE	LOCK	OPTION
NP2FM	W15.75	D18.75	H27.5	M3	LBB	HF

Features & Specifications

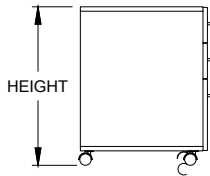
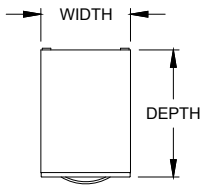
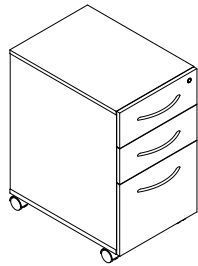
- 3/4" Thick LPL case construction that features front hidden caster to prevent tipping
- File hanging bars and lock(s) included

No Charge Options

- All standard laminate finishes available
- Specify lock option: BRC standard black 'LBB', silver 'LBS'

Optional Extra

- High pressure drawer fronts add code 'HF' and add \$187



OVERALL SIZE			
WIDTH	DEPTH	HEIGHT	PRICE M3
15.75"	18.75"	27.5"	\$943
15.75"	22"	27.5"	\$967
15.75"	28"	27.5"	\$989



ORDER CODE SAMPLE						
ITEM CODE	WIDTH	DEPTH	HEIGHT	LAMINATE	LOCK	OPTION
NBBFM	W15.75	D18.75	H27.5	M3	LBB	HF

Features & Specifications

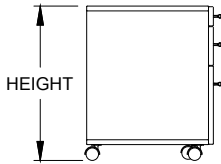
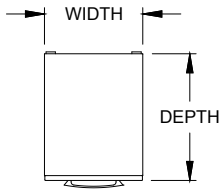
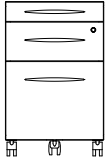

- 3/4" Thick LPL case construction that features front hidden caster to prevent tipping
- One pencil tray, file hanging bars and lock(s) included

No Charge Options

- All standard laminate finishes available
- Specify lock option: BRC standard black 'LBB', silver 'LBS'

Optional Extra

- High pressure drawer fronts add code 'HF' and add \$278



OVERALL SIZE			
WIDTH	DEPTH	HEIGHT	PRICE M3
15.75"	18.75"	24.5"	\$943
15.75"	22"	24.5"	\$967
15.75"	28"	24.5"	\$989



ORDER CODE SAMPLE						
ITEM CODE	WIDTH	DEPTH	HEIGHT	LAMINATE	LOCK	OPTION
NPBFM	W15.75	D18.75	H27.5	M3	LBB	HF

Features & Specifications

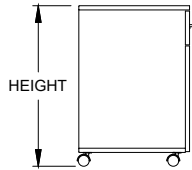
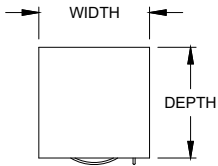
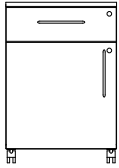
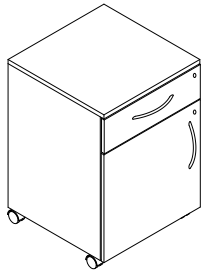
- 3/4" Thick LPL case construction that features front hidden caster to prevent tipping
- One pencil tray, file hanging bars and lock(s) included

No Charge Options

- All standard laminate finishes available
- Specify lock option: BRC standard black 'LBB', silver 'LBS'

Optional Extra

- High pressure drawer fronts add code 'HF' and add \$278



HINGED LEFT (HL) SHOWN

OVERALL SIZE			
WIDTH	DEPTH	HEIGHT	PRICE M3
15.75"	18.75"	27.5"	\$943
15.75"	22"	27.5"	\$967
15.75"	28"	27.5"	\$989



ORDER CODE SAMPLE							
ITEM CODE	WIDTH	DEPTH	HEIGHT	LAMINATE	HAND	LOCK	OPTION
NGPTM	W15.75	D18.75	H27.5	M3	HL	LBB	HF

Features & Specifications


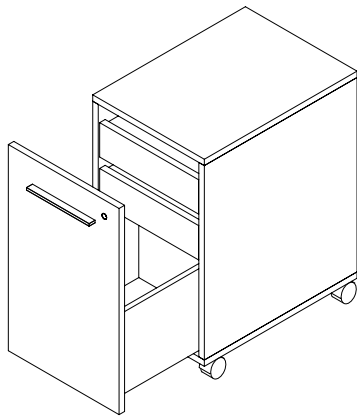
- 3/4" Thick LPL case construction
- One pencil tray and lock(s) included
- One 3/4" thick adjustable shelf in storage space
- Specify hinged left 'HL' or hinged right 'HR' when ordering

No Charge Options

- All standard laminate finishes available
- Specify lock option: BRC standard black 'LBB', silver 'LBS'

Optional Extra

- High pressure drawer and doors fronts add code 'HF' and add \$187



OVERALL SIZE			
WIDTH	DEPTH	HEIGHT	PRICE
15.75"	18.75	27.5	\$1,176
15.75"	22	27.5	\$1,202
15.75"	28	27.5	\$1,226



ORDER CODE SAMPLE					
ITEM CODE	WIDTH	DEPTH	HEIGHT	LOCK	OPTION
NBGPM	W15.75	D18.75	H27.5	LBB	HF

Features & Specifications

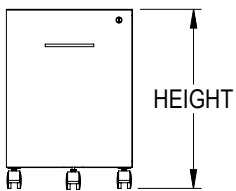

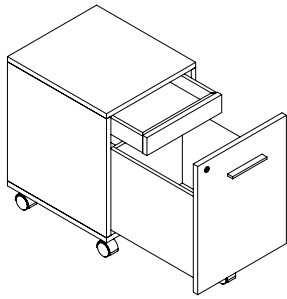
- 3/4" Thick LPL case construction that features front hidden caster to prevent tipping
- Includes lock(s)
- Bag drawer with reinforced bottom

No Charge Options

- All standard laminate finishes available
- Specify lock option: BRC standard black 'LBB', silver 'LBS'

Optional Extra

- High pressure drawer front add code 'HF' and add \$94



OVERALL SIZE			
WIDTH	DEPTH	HEIGHT	PRICE
15.75"	18.75	22	\$1,214
15.75"	22	22	\$1,238
15.75"	28	22	\$1,264



ORDER CODE SAMPLE					
ITEM CODE	WIDTH	DEPTH	HEIGHT	LOCK	OPTION
NBGOM	W15.75	D18.75	H22	LBB	HF

Features & Specifications


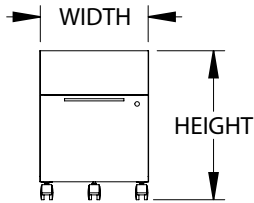
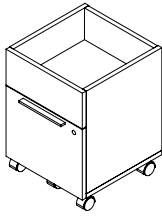
- 3/4" Thick LPL case construction that features front hidden caster to prevent tipping
- Includes lock(s)
- Bag drawer with reinforced bottom

No Charge Options

- All standard laminate finishes available
- Specify lock option: BRC standard black 'LBB', silver 'LBS'

Optional Extra

- High pressure drawer front add code 'HF' and add \$94



OVERALL SIZE			
WIDTH	DEPTH	HEIGHT	PRICE
15.75"	18.75	22	\$1,020
15.75"	22	22	\$1,044
15.75"	28	22	\$1,068



ORDER CODE SAMPLE					
ITEM CODE	WIDTH	DEPTH	HEIGHT	LOCK	OPTION
NBGTM	W15.75	D22	H22	LBB	HF

Features & Specifications

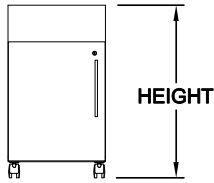
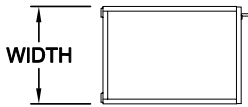
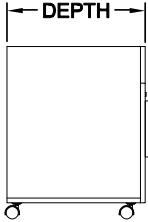
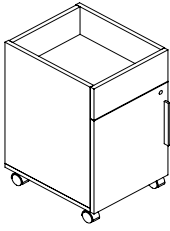
- 3/4" Thick LPL case construction that features front hidden caster to prevent tipping
- Includes lock(s)
- Bag drawer with reinforced bottom

No Charge Options

- All standard laminate finishes available
- Specify lock option: BRC standard black 'LBB', silver 'LBS'

Optional Extra

- High pressure drawer front add code 'HF' and add \$94



HINGED LEFT (HL) SHOWN

Features & Specifications

No Charge Options

Optional Extra

OVERALL SIZE			
WIDTH	DEPTH	HEIGHT	PRICE
15.75"	18.75	27.5	\$943
15.75"	22	27.5	\$967
15.75"	28	27.5	\$989

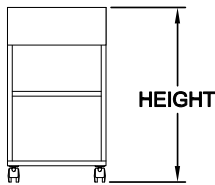
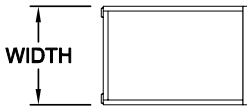

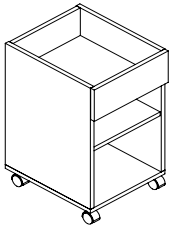


ORDER CODE SAMPLE						
ITEM CODE	WIDTH	DEPTH	HEIGHT	HAND	LOCK	OPTION
NNMCM	W15.75	D22	H27.5	HL	LBB	HF

- 3/4" Thick LPL case construction
- Includes lock(s)
- Specify hinged left 'HL' or hinged right 'HR' when ordering

- All standard laminate finishes available
- Specify lock option: BRC standard black 'LBB', silver 'LBS'

- High pressure drawer front add code 'HF' and add \$94



OVERALL SIZE			
WIDTH	DEPTH	HEIGHT	PRICE
15.75"	18.75	27.5	\$648
15.75"	22	27.5	\$671
15.75"	28	27.5	\$694

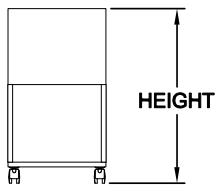
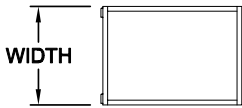

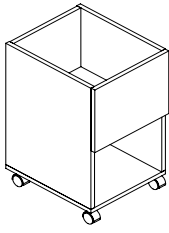
Features & Specifications

No Charge Options



ORDER CODE SAMPLE			
ITEM CODE	WIDTH	DEPTH	HEIGHT
NNMOM	W15.75	D27.5	H27.5

- 3/4" Thick LPL case construction
- All standard laminate finishes available



OVERALL SIZE			
WIDTH	DEPTH	HEIGHT	PRICE
15.75"	18.75	27.5	\$648
15.75"	22	27.5	\$671
15.75"	28	27.5	\$694

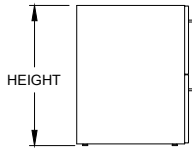
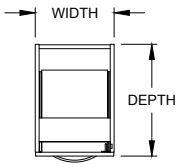
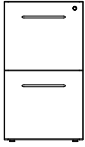
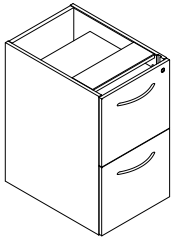
Features & Specifications

No Charge Options



ORDER CODE SAMPLE			
ITEM CODE	WIDTH	DEPTH	HEIGHT
NNMUM	W15.75	D22	H27.5

- 3/4" Thick LPL case construction
- All standard laminate finishes available



OVERALL SIZE			
WIDTH	DEPTH	HEIGHT	PRICE
15.75"	18.75"	28"	\$831
15.75"	22"	28"	\$848
15.75"	28"	28"	\$873
15.75"	18.75"	27.25"	\$831
15.75"	22"	27.25"	\$848
15.75"	28"	27.25"	\$873



ORDER CODE SAMPLE					
ITEM CODE	WIDTH	DEPTH	HEIGHT	LOCK	OPTION
NSUGZ	W15.75	D18.75	H28	LBB	HF CW

Features & Specifications

- One inch of leveling
- 3/4" LPL Case construction
- Includes locks and file hanging bars
- Can be used to support a worksurface or freestanding with a top

No Charge Options

- All standard laminate finishes available
- Specify lock option: BRC standard black 'LBB', silver 'LBS'

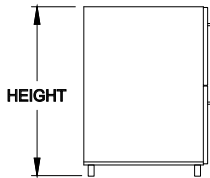
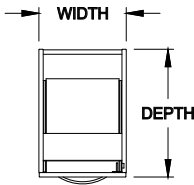
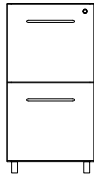
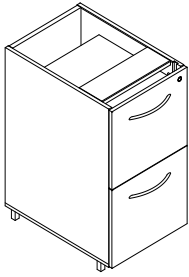
Optional Extra

- High pressure drawer fronts add code 'HF' and add \$187
- Counterweight add code 'CW' and add \$137
- Full inset top option, add code 'FT' and \$74



SPECIAL NOTES

- This storage product must be secured or ganged to an additional support structure (eg: wall, adjacent cabinet)



OVERALL SIZE			
WIDTH	DEPTH	HEIGHT	PRICE
15.75"	18.75"	28"	\$955
15.75"	22"	28"	\$971
15.75"	28"	28"	\$992
15.75"	18.75"	27.25"	\$955
15.75"	22"	27.25"	\$971
15.75"	28"	27.25"	\$992



ORDER CODE SAMPLE					
ITEM CODE	WIDTH	DEPTH	HEIGHT	LOCK	OPTION
NSUGY	W15.75	D18.75	H28	LBB	HF CW

Features & Specifications

- One inch of leveling
- 3/4" LPL Case construction
- Includes locks and file hanging bars
- Can be used to support a worksurface or freestanding with a top

No Charge Options

- All standard laminates and metal finishes available
- Specify lock option: BRC standard black 'LBB', silver 'LBS'

Optional Extra

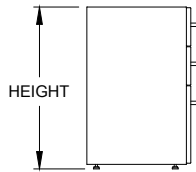
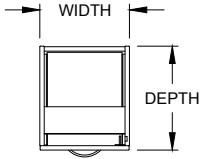
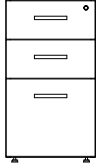
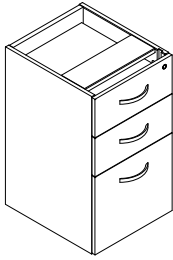
- High pressure drawer fronts add code 'HF' and add \$187
- Counterweight add code 'CW' and add \$137
- Full inset top option, add code 'FT' and \$74



SPECIAL NOTES

- This storage product must be secured or ganged to an additional support structure (eg: wall, adjacent cabinet)





OVERALL SIZE			
WIDTH	DEPTH	HEIGHT	PRICE
15.75"	18.75"	28"	\$838
15.75"	22"	28"	\$862
15.75"	28"	28"	\$887
15.75"	18.75"	27.25"	\$838
15.75"	22"	27.25"	\$862
15.75"	28"	27.25"	\$887

Features & Specifications

- One inch of leveling
- 3/4" LPL Case construction
- Includes locks and file hanging bars
- Can be used to support a worksurface or freestanding with a top

No Charge Options

- All standard laminate finishes available
- Specify lock option: BRC standard black 'LBB', silver 'LBS'

Optional Extra

- High pressure drawer fronts add code 'HF' and add \$278
- Counterweight add code 'CW' and add \$137



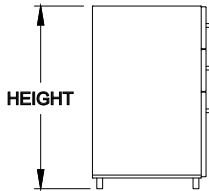
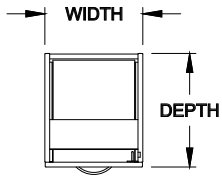
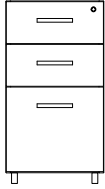
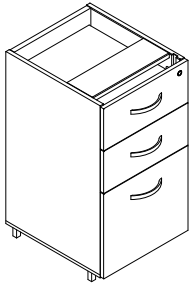
SPECIAL NOTES

- This storage product must be secured or ganged to an additional support structure (eg: wall, adjacent cabinet)



ORDER CODE SAMPLE					
ITEM CODE	WIDTH	DEPTH	HEIGHT	LOCK	OPTION
NSUMZ	W15.75	D18.75	H28	LBB	HF CW





OVERALL SIZE			
WIDTH	DEPTH	HEIGHT	PRICE
15.75"	18.75"	28"	\$955
15.75"	22"	28"	\$971
15.75"	28"	28"	\$992
15.75"	18.75"	27.25"	\$955
15.75"	22"	27.25"	\$971
15.75"	28"	27.25"	\$992

Features & Specifications

- One inch of leveling
- 3/4" LPL Case construction
- Includes locks and file hanging bars
- Box drawer includes pencil tray
- Can be used to support a worksurface or freestanding with a top

No Charge Options

- All standard laminates and metal finishes available
- Specify lock option: BRC standard black 'LBB', silver 'LBS'

Optional Extra

- High pressure drawer fronts add code 'HF' and add \$278
- Counterweight add code 'CW' and add \$137

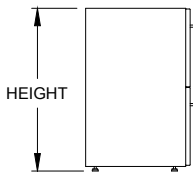
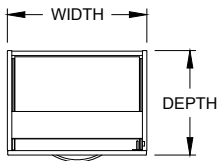
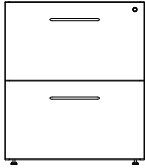
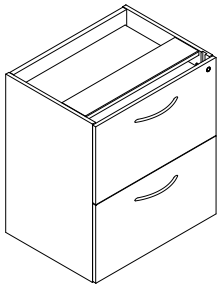


SPECIAL NOTES

- This storage product must be secured or ganged to an additional support structure (eg: wall, adjacent cabinet)



ORDER CODE SAMPLE					
ITEM CODE	WIDTH	DEPTH	HEIGHT	LOCK	OPTION
NSUMY	W15.75	D18.75	H28	LBB	HF CW



OVERALL SIZE			
WIDTH	DEPTH	HEIGHT	PRICE
24"	18.75"	28"	\$1,029
30"	18.75"	28"	\$1,123
36"	18.75"	28"	\$1,216
24"	22"	28"	\$1,053
30"	22"	28"	\$1,147
36"	22"	28"	\$1,240
24"	28"	28"	\$1,075
30"	28"	28"	\$1,171
36"	28"	28"	\$1,265
24"	18.75"	27.25"	\$1,029
30"	18.75"	27.25"	\$1,123
36"	18.75"	27.25"	\$1,216
24"	22"	27.25"	\$1,053
30"	22"	27.25"	\$1,147
36"	22"	27.25"	\$1,240
24"	28"	27.25"	\$1,075
30"	28"	27.25"	\$1,171
36"	28"	27.25"	\$1,265

Features & Specifications



ORDER CODE SAMPLE					
ITEM CODE	WIDTH	DEPTH	HEIGHT	LOCK	OPTION
NSUFZ	W24	D18.75	H28	LBB	HF CW FT

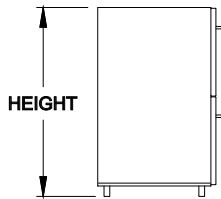
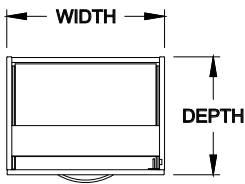
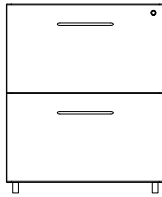
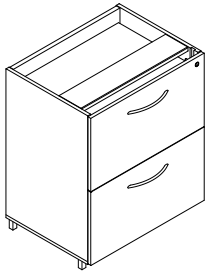
No Charge Options

Optional Extra



SPECIAL NOTES

- One inch of leveling
- 3/4" LPL Case construction
- Includes locks and file hanging bars
- Inter-lock (anti-tilt) mechanism included; only one drawer opens at a time
- Can be used to support a worksurface or freestanding with a top
- All standard laminate finishes available
- Specify lock option: BRC standard black 'LBB', silver 'LBS'
- High pressure drawer fronts add code 'HF' and add \$187
- Counterweight add code 'CW' and add \$137
- Full inset top available, add code 'FT' and \$74
- This storage product must be secured or ganged to an additional support structure (eg: wall, adjacent cabinet)



OVERALL SIZE			
WIDTH	DEPTH	HEIGHT	PRICE
24"	18.75"	28"	\$1,171
30"	18.75"	28"	\$1,265
36"	18.75"	28"	\$1,358
24"	22"	28"	\$1,191
30"	22"	28"	\$1,287
36"	22"	28"	\$1,379
24"	28"	28"	\$1,216
30"	28"	28"	\$1,312
36"	28"	28"	\$1,406
24"	18.75"	27.25"	\$1,171
30"	18.75"	27.25"	\$1,265
36"	18.75"	27.25"	\$1,358
24"	22"	27.25"	\$1,191
30"	22"	27.25"	\$1,287
36"	22"	27.25"	\$1,379
24"	28"	27.25"	\$1,216
30"	28"	27.25"	\$1,312
36"	28"	27.25"	\$1,406

Features & Specifications

- One inch of leveling
- 3/4" LPL Case construction
- Includes locks and file hanging bars
- Inter-lock (anti-tilt) mechanism included; only one drawer opens at a time
- Can be used to support a worksurface or freestanding with a top

No Charge Options

- All standard laminates and metal finishes available
- Specify lock option: BRC standard black 'LBB', silver 'LBS'

Optional Extra

- High pressure drawer fronts add code 'HF' and add \$187
- Counterweight add code 'CW' and add \$137
- Full inset top available, add code 'FT' and \$74

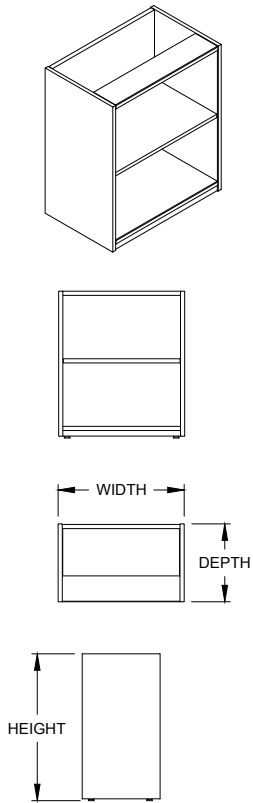


SPECIAL NOTES

- This storage product must be secured or ganged to an additional support structure (eg: wall, adjacent cabinet)



ORDER CODE SAMPLE					
ITEM CODE	WIDTH	DEPTH	HEIGHT	LOCK	OPTION
NSUFY	W24	D18.75	H28	LBB	HF CW FT



OVERALL SIZE			
WIDTH	DEPTH	HEIGHT	PRICE
18"	18.75	28"	\$780
24"	18.75"	28"	\$806
30"	18.75"	28"	\$828
36"	18.75"	28"	\$850
18"	22"	28"	\$806
24"	22"	28"	\$828
30"	22"	28"	\$850
36"	22"	28"	\$876
18"	28"	28"	\$828
24"	28"	28"	\$850
30"	28"	28"	\$876
36"	28"	28"	\$900
18"	18.75	27.25"	\$780
24"	18.75"	27.25"	\$806
30"	18.75"	27.25"	\$828
36"	18.75"	27.25"	\$850
18"	22"	27.25"	\$806
24"	22"	27.25"	\$828
30"	22"	27.25"	\$850
36"	22"	27.25"	\$876
18"	28"	27.25"	\$828
24"	28"	27.25"	\$850
30"	28"	27.25"	\$876
36"	28"	27.25"	\$900

Features & Specifications

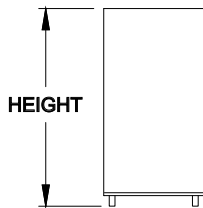
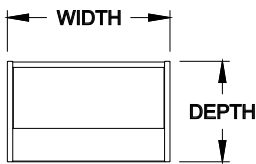

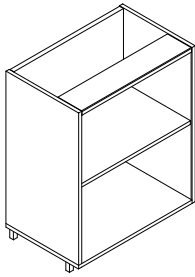


ORDER CODE SAMPLE			
ITEM CODE	WIDTH	DEPTH	HEIGHT
NSUOZ	W18	D18.75	H28

- One inch of leveling
- 3/4" LPL Case construction
- Includes one shelf with adjustment
- Can be used to support a worksurface or freestanding with a top

No Charge Options

- All standard laminate finishes available



Features & Specifications

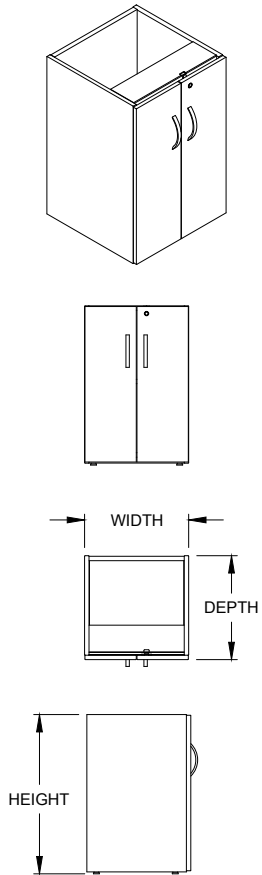
No Charge Options

OVERALL SIZE			
WIDTH	DEPTH	HEIGHT	PRICE
18"	18.75	28"	\$921
24"	18.75"	28"	\$946
30"	18.75"	28"	\$970
36"	18.75"	28"	\$992
18"	22"	28"	\$946
24"	22"	28"	\$970
30"	22"	28"	\$992
36"	22"	28"	\$1,015
18"	28"	28"	\$970
24"	28"	28"	\$992
30"	28"	28"	\$1,015
36"	28"	28"	\$1,040
18"	18.75	27.25"	\$921
24"	18.75"	27.25"	\$946
30"	18.75"	27.25"	\$970
36"	18.75"	27.25"	\$992
18"	22"	27.25"	\$946
24"	22"	27.25"	\$970
30"	22"	27.25"	\$992
36"	22"	27.25"	\$1,015
18"	28"	27.25"	\$970
24"	28"	27.25"	\$992
30"	28"	27.25"	\$1,015
36"	28"	27.25"	\$1,040



ORDER CODE SAMPLE			
ITEM CODE	WIDTH	DEPTH	HEIGHT
NSUOY	W18	D18.75	H28

- One inch of leveling
 - 3/4" LPL Case construction
 - Includes one shelf with adjustment
 - Can be used to support a worksurface or freestanding with a top
-
- All standard laminates and metal finishes available



OVERALL SIZE			
WIDTH	DEPTH	HEIGHT	PRICE
24"	18.75"	28"	\$1,067
30"	18.75"	28"	\$1,093
36"	18.75"	28"	\$1,117
24"	22"	28"	\$1,093
30"	22"	28"	\$1,117
36"	22"	28"	\$1,136
24"	28"	28"	\$1,117
30"	28"	28"	\$1,136
36"	28"	28"	\$1,162
24"	18.75"	27.25"	\$1,067
30"	18.75"	27.25"	\$1,093
36"	18.75"	27.25"	\$1,117
24"	22"	27.25"	\$1,093
30"	22"	27.25"	\$1,117
36"	22"	27.25"	\$1,136
24"	28"	27.25"	\$1,117
30"	28"	27.25"	\$1,136
36"	28"	27.25"	\$1,162



ORDER CODE SAMPLE					
ITEM CODE	WIDTH	DEPTH	HEIGHT	LOCKS	OPTION
NSUCZ	W18	D28	H28	LBB	HF

Features & Specifications

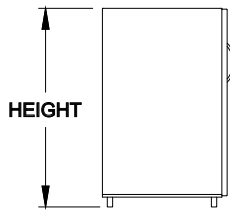
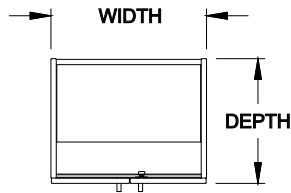
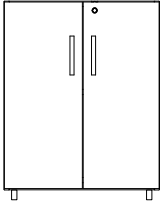
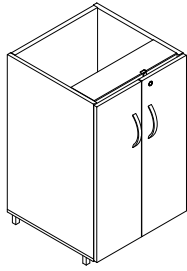
- One inch of leveling
- 3/4" LPL Case construction
- Includes one shelf with adjustment
- Includes Locks

No Charge Options

- All standard laminate finishes available
- Specify lock option: BRC standard black 'LBB', silver 'LBS'

Optional Extra

- High pressure door fronts add code 'HF' and add \$187



OVERALL SIZE			
WIDTH	DEPTH	HEIGHT	PRICE
24"	18.75"	28"	\$1,211
30"	18.75"	28"	\$1,232
36"	18.75"	28"	\$1,257
24"	22"	28"	\$1,232
30"	22"	28"	\$1,257
36"	22"	28"	\$1,279
24"	28"	28"	\$1,257
30"	28"	28"	\$1,279
36"	28"	28"	\$1,304
24"	18.75"	27.25"	\$1,211
30"	18.75"	27.25"	\$1,232
36"	18.75"	27.25"	\$1,257
24"	22"	27.25"	\$1,232
30"	22"	27.25"	\$1,257
36"	22"	27.25"	\$1,279
24"	28"	27.25"	\$1,257
30"	28"	27.25"	\$1,279
36"	28"	27.25"	\$1,304

Features & Specifications

- One inch of leveling
- 3/4" LPL Case construction
- Includes one shelf with adjustment
- Includes Locks

No Charge Options

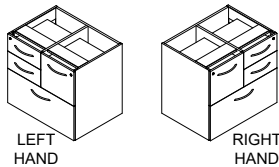
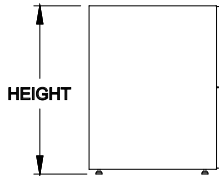
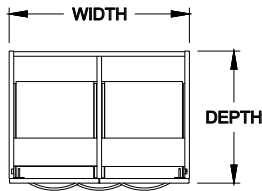
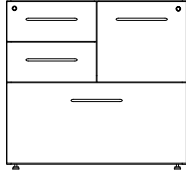
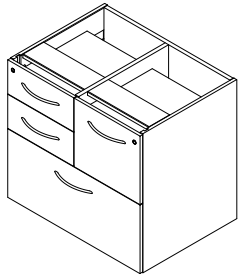
- All standard laminates and metal finishes available
- Specify lock option: BRC standard black 'LBB', silver 'LBS'

Optional Extra

- High pressure door fronts add code 'HF' and add \$187



ORDER CODE SAMPLE					
ITEM CODE	WIDTH	DEPTH	HEIGHT	LOCKS	OPTION
NSUCY	W18	D28	H28	LBB	HF



Features & Specifications

No Charge Options

Optional Extra



SPECIAL NOTES

OVERALL SIZE			
WIDTH	DEPTH	HEIGHT	PRICE
36"	18.75"	28"	\$1,417
36"	22"	28"	\$1,446
36"	28"	28"	\$1,502
36"	18.75"	27.25"	\$1,417
36"	22"	27.25"	\$1,446
36"	28"	27.25"	\$1,502



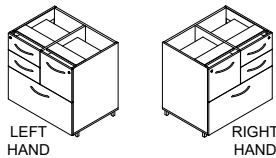
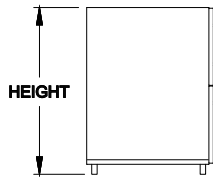
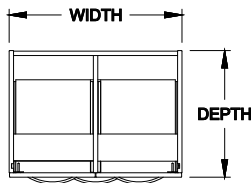
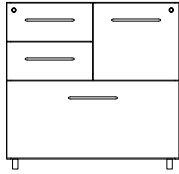
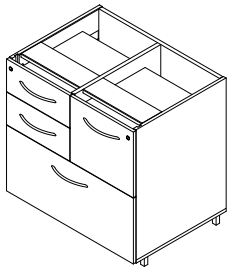
ORDER CODE SAMPLE						
ITEM CODE	WIDTH	DEPTH	HEIGHT	HAND	LOCK	OPTION
NPPAZ	W36	D18.75	H28	L	LBB	HF

- One inch of leveling
- 3/4" LPL Case construction
- Includes locks and file hanging bars
- Box drawer includes pencil tray
- Can be used to support a worksurface or freestanding with a top
- Specify handedness left 'L' or right 'R' when ordering

- All standard laminate finishes available
- Specify lock option: BRC standard black 'LBB', silver 'LBS'

- High pressure drawer fronts add code 'HF' and add \$371
- Counterweight add code 'CW' and add \$137

- This storage product must be secured or ganged to an additional support structure (eg: wall, adjacent cabinet)



OVERALL SIZE			
WIDTH	DEPTH	HEIGHT	PRICE
36"	18.75"	28"	\$1,558
36"	22"	28"	\$1,586
36"	28"	28"	\$1,643
36"	18.75"	27.25"	\$1,558
36"	22"	27.25"	\$1,586
36"	28"	27.25"	\$1,643

Features & Specifications

No Charge Options

Optional Extra



SPECIAL NOTES



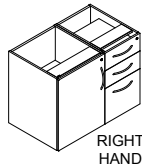
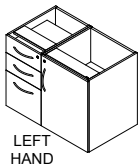
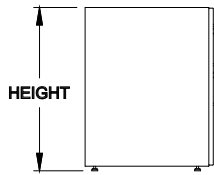
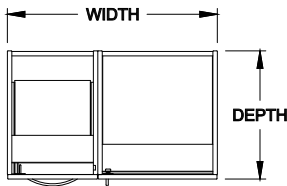
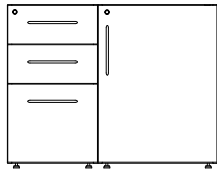
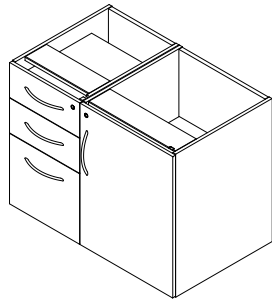
ORDER CODE SAMPLE						
ITEM CODE	WIDTH	DEPTH	HEIGHT	HAND	LOCK	OPTION
NPPAY	W30	D18.75	H28	L	LBB	HF

- One inch of leveling
- 3/4" LPL Case construction
- Includes locks and file hanging bars
- Box drawer includes pencil tray
- Can be used to support a worksurface or freestanding with a top
- Specify handedness left 'L' or right 'R' when ordering

- All standard laminates and metal finishes available
- Specify lock option: BRC standard black 'LBB', silver 'LBS'

- High pressure drawer fronts add code 'HF' and add \$371
- Counterweight add code 'CW' and add \$137

- This storage product must be secured or ganged to an additional support structure (eg: wall, adjacent cabinet)



Features & Specifications

No Charge Options

Optional Extra



SPECIAL NOTES

OVERALL SIZE			
WIDTH	DEPTH	HEIGHT	PRICE
30"	18.75"	28"	\$1,713
30"	22"	28"	\$1,731
30"	28"	28"	\$1,757
36"	18.75"	28"	\$1,731
36"	22"	28"	\$1,757
36"	28"	28"	\$1,781
30"	18.75"	27.25"	\$1,713
30"	22"	27.25"	\$1,731
30"	28"	27.25"	\$1,757
36"	18.75"	27.25"	\$1,731
36"	22"	27.25"	\$1,757
36"	28"	27.25"	\$1,781



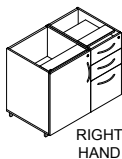
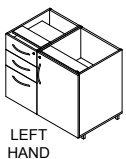
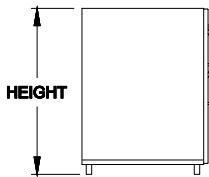
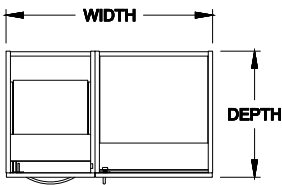
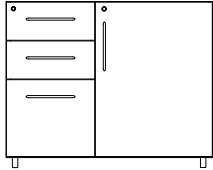
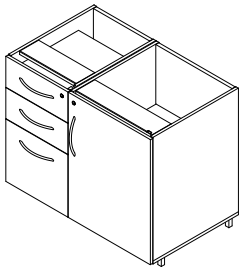
ORDER CODE SAMPLE						
ITEM CODE	WIDTH	DEPTH	HEIGHT	HAND	LOCK	OPTION
NSUAZ	W30	D18.75	H28	L	LBB	HF

- One inch of leveling
- 3/4" LPL Case construction
- Includes locks and file hanging bars
- Box drawer includes pencil tray
- Includes one shelf with adjustment in storage space
- Can be used to support a worksurface or freestanding with a top
- Specify handedness left 'L' or right 'R' when ordering

- All standard laminate finishes available
- Specify lock option: BRC standard black 'LBB', silver 'LBS'

- High pressure drawer and door fronts add code 'HF' and add \$371
- Counterweight add code 'CW' and add \$137

- This storage product must be secured or ganged to an additional support structure (eg: wall, adjacent cabinet)



Features & Specifications

No Charge Options

Optional Extra



SPECIAL NOTES

OVERALL SIZE			
WIDTH	DEPTH	HEIGHT	PRICE
30"	18.75"	28"	\$1,853
30"	22"	28"	\$1,875
30"	28"	28"	\$1,898
36"	18.75"	28"	\$1,875
36"	22"	28"	\$1,898
36"	28"	28"	\$1,921
30"	18.75"	27.25"	\$1,853
30"	22"	27.25"	\$1,875
30"	28"	27.25"	\$1,898
36"	18.75"	27.25"	\$1,875
36"	22"	27.25"	\$1,898
36"	28"	27.25"	\$1,921



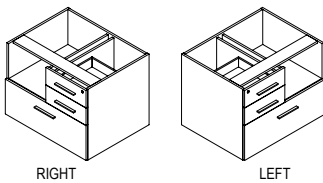
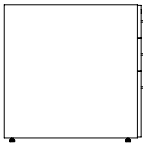
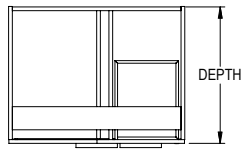
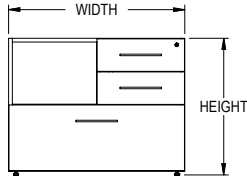
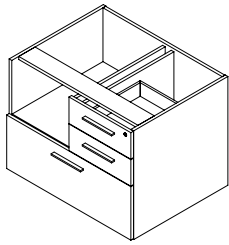
ORDER CODE SAMPLE						
ITEM CODE	WIDTH	DEPTH	HEIGHT	HAND	LOCK	OPTION
NSUAY	W30	D18.75	H28	L	LBB	HF

- One inch of leveling
- 3/4" LPL Case construction
- Includes locks and file hanging bars
- Box drawer includes pencil tray
- Includes one shelf with adjustment in storage space
- Can be used to support a worksurface or freestanding with a top
- Specify handedness left 'L' or right 'R' when ordering

- All standard laminate finishes available
- Specify lock option: BRC standard black 'LBB', silver 'LBS'

- High pressure drawer fronts add code 'HF' and add \$371
- Counterweight add code 'CW' and add \$137

- This storage product must be secured or ganged to an additional support structure (eg: wall, adjacent cabinet)



Features & Specifications

No Charge Options

Optional Extra



SPECIAL NOTES

OVERALL SIZE

WIDTH	DEPTH	HEIGHT	PRICE
30"	18.75"	28"	\$1,215
30"	22"	28"	\$1,243
30"	28"	28"	\$1,302
36"	18.75"	28"	\$1,311
36"	22"	28"	\$1,340
36"	28"	28"	\$1,396
30"	18.75"	27.25"	\$1,215
30"	22"	27.25"	\$1,243
30"	28"	27.25"	\$1,302
36"	18.75"	27.25"	\$1,311
36"	22"	27.25"	\$1,340
36"	28"	27.25"	\$1,396



ORDER CODE SAMPLE

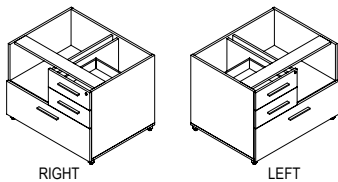
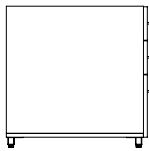
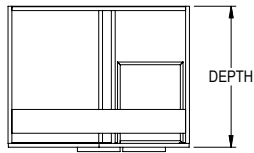
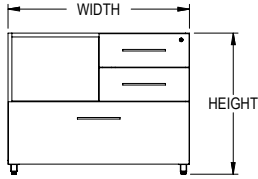
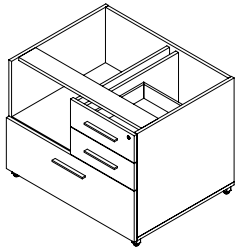
ITEM CODE	WIDTH	DEPTH	HEIGHT	HAND	LOCK	OPTION
NSMAZ	W30	D18.75	H28	L	LBB	HF

- One inch of leveling
- 3/4" LPL Case construction
- Includes locks and file hanging bars
- Box drawer includes pencil tray
- Can be used to support a worksurface or freestanding with a top
- Specify handedness left 'L' or right 'R' when ordering

- All standard laminates and metal finishes available
- Specify lock option: BRC standard black 'LBB', silver 'LBS'

- High pressure drawer fronts add code 'HF' and add \$278
- Counterweight add code 'CW' and add \$137

- This storage product must be secured or ganged to an additional support structure (eg: wall, adjacent cabinet)



Features & Specifications

No Charge Options

Optional Extra



SPECIAL NOTES

OVERALL SIZE

WIDTH	DEPTH	HEIGHT	PRICE
30"	18.75"	28"	\$1,343
30"	22"	28"	\$1,373
30"	28"	28"	\$9,952
36"	18.75"	28"	\$1,439
36"	22"	28"	\$1,468
36"	28"	28"	\$1,524
30"	18.75"	27.25"	\$1,343
30"	22"	27.25"	\$1,373
30"	28"	27.25"	\$1,430
36"	18.75"	27.25"	\$1,439
36"	22"	27.25"	\$1,468
36"	28"	27.25"	\$1,524



ORDER CODE SAMPLE

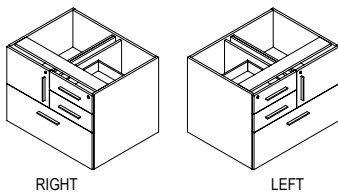
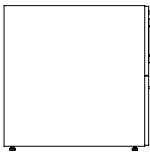
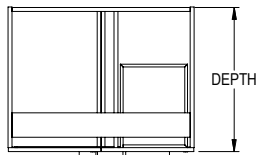
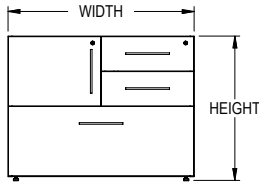
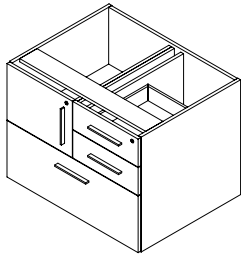
ITEM CODE	WIDTH	DEPTH	HEIGHT	HAND	LOCK	OPTION
NSMAY	W30	D18.75	H28	L	LBB	HF

- One inch of leveling
- 3/4" LPL Case construction
- Includes locks and file hanging bars
- Box drawer includes pencil tray
- Can be used to support a worksurface or freestanding with a top
- Specify handedness left 'L' or right 'R' when ordering

- All standard laminate finishes available
- Specify lock option: BRC standard black 'LBB', silver 'LBS'

- High pressure drawer and door fronts add code 'HF' and add \$371
- Counterweight add code 'CW' and add \$137

- This storage product must be secured or ganged to an additional support structure (eg: wall, adjacent cabinet)



Features & Specifications

No Charge Options

Optional Extra



SPECIAL NOTES

OVERALL SIZE			
WIDTH	DEPTH	HEIGHT	PRICE
30"	18.75"	28"	\$1,258
30"	22"	28"	\$1,287
30"	28"	28"	\$1,345
36"	18.75"	28"	\$1,353
36"	22"	28"	\$1,381
36"	28"	28"	\$1,439
30"	18.75"	27.25"	\$1,258
30"	22"	27.25"	\$1,287
30"	28"	27.25"	\$1,345
36"	18.75"	27.25"	\$1,353
36"	22"	27.25"	\$1,381
36"	28"	27.25"	\$1,439



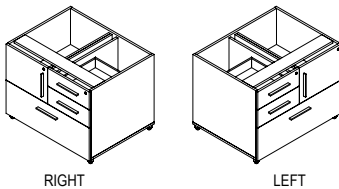
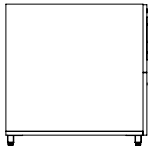
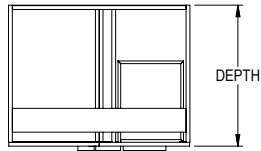
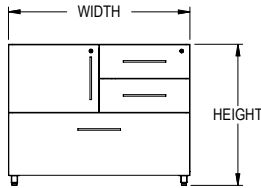
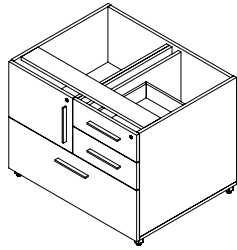
ORDER CODE SAMPLE						
ITEM CODE	WIDTH	DEPTH	HEIGHT	HAND	LOCK	OPTION
NSPAZ	W30	D18.75	H28	L	LBB	HF

- One inch of leveling
- 3/4" LPL Case construction
- Includes locks and file hanging bars
- Box drawer includes pencil tray
- Can be used to support a worksurface or freestanding with a top
- Specify handedness left 'L' or right 'R' when ordering

- All standard laminates and metal finishes available
- Specify lock option: BRC standard black 'LBB', silver 'LBS'

- High pressure drawer and door fronts add code 'HF' and add \$371
- Counterweight add code 'CW' and add \$137

- This storage product must be secured or ganged to an additional support structure (eg: wall, adjacent cabinet)



Features & Specifications

No Charge Options

Optional Extra



SPECIAL NOTES

OVERALL SIZE

WIDTH	DEPTH	HEIGHT	PRICE
30"	18.75"	28"	\$1,386
30"	22"	28"	\$1,415
30"	28"	28"	\$1,472
36"	18.75"	28"	\$1,482
36"	22"	28"	\$1,511
36"	28"	28"	\$1,567
30"	18.75"	27.25"	\$1,386
30"	22"	27.25"	\$1,415
30"	28"	27.25"	\$1,472
36"	18.75"	27.25"	\$1,482
36"	22"	27.25"	\$1,511
36"	28"	27.25"	\$1,567



ORDER CODE SAMPLE

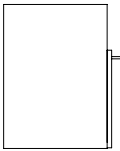
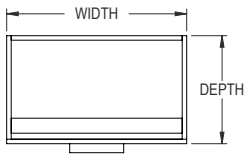
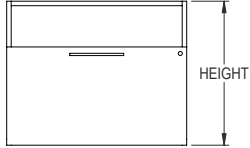
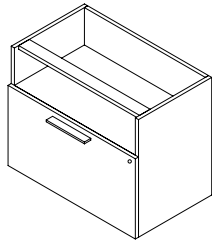
ITEM CODE	WIDTH	DEPTH	HEIGHT	HAND	LOCK	OPTION
NSPAY	W30	D18.75	H28	L	LBB	HF

- One inch of leveling
- 3/4" LPL Case construction
- Includes locks and file hanging bars
- Box drawer includes pencil tray
- Can be used to support a worksurface or freestanding with a top
- Specify handedness left 'L' or right 'R' when ordering

- All standard laminates and metal finishes available
- Specify lock option: BRC standard black 'LBB', silver 'LBS'

- High pressure drawer and door fronts add code 'HF' and add \$371
- Counterweight add code 'CW' and add \$137

- This storage product must be secured or ganged to an additional support structure (eg: wall, adjacent cabinet)



OVERALL SIZE			LAMINATE
WIDTH	DEPTH	HEIGHT	PRICE
24"	20"	28"	\$908
30"	20"	28"	\$948
36"	20"	28"	\$989
24"	24"	28"	\$932
30"	24"	28"	\$971
36"	24"	28"	\$1,009
24"	30"	28"	\$955
30"	30"	28"	\$992
36"	30"	28"	\$1,034
24"	20"	27.25"	\$908
30"	20"	27.25"	\$948
36"	20"	27.25"	\$989
24"	24"	27.25"	\$932
30"	24"	27.25"	\$971
36"	24"	27.25"	\$1,009
24"	30"	27.25"	\$955
30"	30"	27.25"	\$992
36"	30"	27.25"	\$1,034

Features & Specifications

No Charge Options

Optional Extra

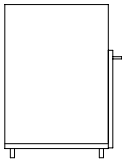
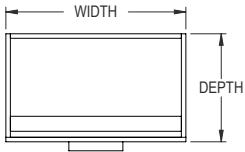
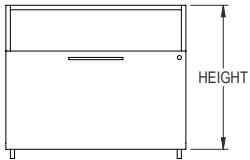
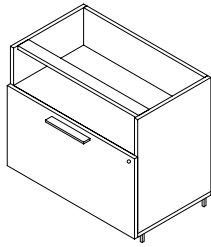


SPECIAL NOTES



ORDER CODE SAMPLE					
ITEM CODE	WIDTH	DEPTH	HEIGHT	LOCK	OPTION
NLSUZ	W30	D20	H28	LBB	CW

- 3/4" Thick LPL case construction with one inch of leveling
- File hanging bars and lock(s) included
- All standard laminate finishes available
- Specify lock option: BRC standard black 'LBB', silver 'LBS'
- High pressure drawer and door fronts add code 'HF' and add \$94
- Counterweight add code 'CW' and add \$137
- This storage product must be secured or ganged to an additional support structure (eg: wall, adjacent cabinet)



OVERALL SIZE			LAMINATE
WIDTH	DEPTH	HEIGHT	PRICE
24"	20"	28"	\$1,041
30"	20"	28"	\$1,078
36"	20"	28"	\$1,119
24"	24"	28"	\$1,062
30"	24"	28"	\$1,101
36"	24"	28"	\$1,137
24"	30"	28"	\$1,083
30"	30"	28"	\$1,121
36"	30"	28"	\$1,161
24"	20"	27.25"	\$1,041
30"	20"	27.25"	\$1,078
36"	20"	27.25"	\$1,119
24"	24"	27.25"	\$1,062
30"	24"	27.25"	\$1,101
36"	24"	27.25"	\$1,137
24"	30"	27.25"	\$1,083
30"	30"	27.25"	\$1,121
36"	30"	27.25"	\$1,161

Features & Specifications

No Charge Options

Optional Extra



SPECIAL NOTES



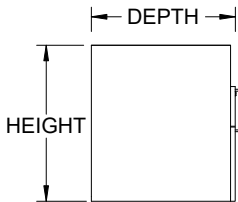
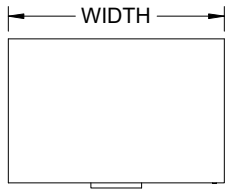
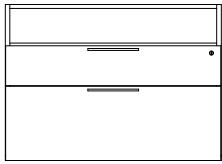
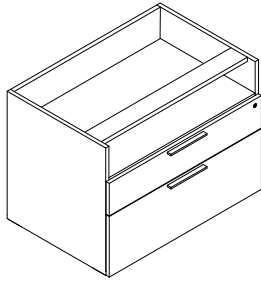
ORDER CODE SAMPLE					
ITEM CODE	WIDTH	DEPTH	HEIGHT	LOCK	OPTION
NLSUY	W30	D20	H28	LBB	CW

- 3/4" Thick LPL case construction with one inch of leveling
- File hanging bars and lock(s) included

- All standard laminate & metal finishes available
- Specify lock option: BRC standard black 'LBB', silver 'LBS'

- High pressure drawer and door fronts add code 'HF' and add \$94
- Counterweight add code 'CW' and add \$137

- This storage product must be secured or ganged to an additional support structure (eg: wall, adjacent cabinet)



OVERALL SIZE			LAMINATE
WIDTH	DEPTH	HEIGHT	PRICE
24"	20"	28"	\$1,379
30"	20"	28"	\$1,399
36"	20"	28"	\$1,419
24"	24"	28"	\$1,399
30"	24"	28"	\$1,419
36"	24"	28"	\$1,443
24"	30"	28"	\$1,419
30"	30"	28"	\$1,443
36"	30"	28"	\$1,464
24"	20"	27.25"	\$1,379
30"	20"	27.25"	\$1,399
36"	20"	27.25"	\$1,419
24"	24"	27.25"	\$1,399
30"	24"	27.25"	\$1,419
36"	24"	27.25"	\$1,443
24"	30"	27.25"	\$1,419
30"	30"	27.25"	\$1,443
36"	30"	27.25"	\$1,464



ORDER CODE SAMPLE					
ITEM CODE	WIDTH	DEPTH	HEIGHT	LOCK	OPTION
NLOUZ	W30	D20	H28	LBB	CW

Features & Specifications

- 3/4" Thick LPL case construction with one inch of leveling
- File hanging bars and lock(s) included

No Charge Options

- All standard laminate finishes available
- Specify lock option: BRC standard black 'LBB', silver 'LBS'

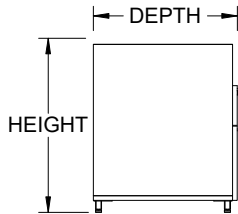
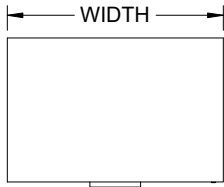
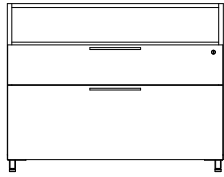
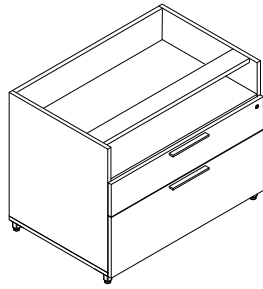
Optional Extra

- High pressure drawer and door fronts add code 'HF' and add \$187
- Counterweight add code 'CW' and add \$137



SPECIAL NOTES

- This storage product must be secured or ganged to an additional support structure (eg: wall, adjacent cabinet)



Features & Specifications

No Charge Options

Optional Extra



SPECIAL NOTES

OVERALL SIZE			LAMINATE
WIDTH	DEPTH	HEIGHT	PRICE
24"	20"	28"	\$1,497
30"	20"	28"	\$1,516
36"	20"	28"	\$1,538
24"	24"	28"	\$1,516
30"	24"	28"	\$1,538
36"	24"	28"	\$1,559
24"	30"	28"	\$1,538
30"	30"	28"	\$1,559
36"	30"	28"	\$1,580
24"	20"	27.25"	\$1,497
30"	20"	27.25"	\$1,516
36"	20"	27.25"	\$1,538
24"	24"	27.25"	\$1,516
30"	24"	27.25"	\$1,538
36"	24"	27.25"	\$1,559
24"	30"	27.25"	\$1,538
30"	30"	27.25"	\$1,559
36"	30"	27.25"	\$1,580



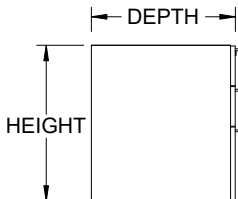
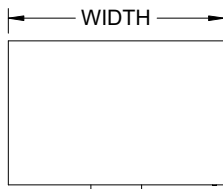
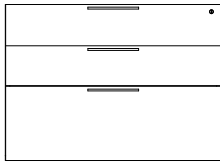
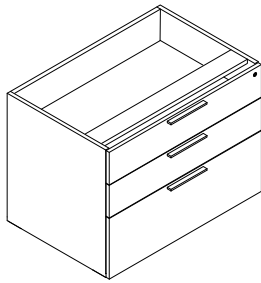
ORDER CODE SAMPLE					
ITEM CODE	WIDTH	DEPTH	HEIGHT	LOCK	OPTION
NLOUY	W30	D20	H28	LBB	CW

- 3/4" Thick LPL case construction with one inch of leveling
- File hanging bars and lock(s) included

- All standard laminate & metal finishes available
- Specify lock option: BRC standard black 'LBB', silver 'LBS'

- High pressure drawer and door fronts add code 'HF' and add \$187
- Counterweight add code 'CW' and add \$137

- This storage product must be secured or ganged to an additional support structure (eg: wall, adjacent cabinet)



OVERALL SIZE			LAMINATE
WIDTH	DEPTH	HEIGHT	PRICE
24"	20"	28"	\$1,430
30"	20"	28"	\$1,448
36"	20"	28"	\$1,470
24"	24"	28"	\$1,448
30"	24"	28"	\$1,470
36"	24"	28"	\$1,494
24"	30"	28"	\$1,470
30"	30"	28"	\$1,494
36"	30"	28"	\$1,514
24"	20"	27.25"	\$1,430
30"	20"	27.25"	\$1,448
36"	20"	27.25"	\$1,470
24"	24"	27.25"	\$1,448
30"	24"	27.25"	\$1,470
36"	24"	27.25"	\$1,494
24"	30"	27.25"	\$1,470
30"	30"	27.25"	\$1,494
36"	30"	27.25"	\$1,514



ORDER CODE SAMPLE					
ITEM CODE	WIDTH	DEPTH	HEIGHT	LOCK	OPTION
NLBUZ	W30	D20	H28	LBB	CW

Features & Specifications

- 3/4" Thick LPL case construction with one inch of leveling
- File hanging bars and lock(s) included

No Charge Options

- All standard laminate & metal finishes available
- Specify lock option: BRC standard black 'LBB', silver 'LBS'

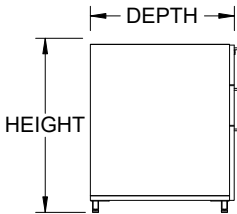
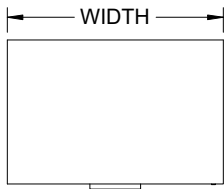
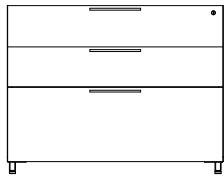
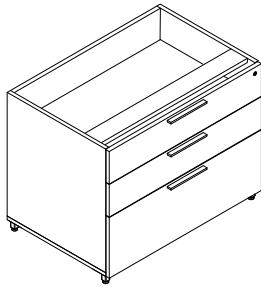
Optional Extra

- High pressure drawer and door fronts add code 'HF' and add \$278
- Counterweight add code 'CW' and add \$137



SPECIAL NOTES

- This storage product must be secured or ganged to an additional support structure (eg: wall, adjacent cabinet)



OVERALL SIZE			LAMINATE
WIDTH	DEPTH	HEIGHT	PRICE
24"	20"	28"	\$1,547
30"	20"	28"	\$1,567
36"	20"	28"	\$1,587
24"	24"	28"	\$1,567
30"	24"	28"	\$1,587
36"	24"	28"	\$1,610
24"	30"	28"	\$1,587
30"	30"	28"	\$1,610
36"	30"	28"	\$1,631
24"	20"	27.25"	\$1,547
30"	20"	27.25"	\$1,567
36"	20"	27.25"	\$1,587
24"	24"	27.25"	\$1,567
30"	24"	27.25"	\$1,587
36"	24"	27.25"	\$1,610
24"	30"	27.25"	\$1,587
30"	30"	27.25"	\$1,610
36"	30"	27.25"	\$1,631

Features & Specifications

No Charge Options

Optional Extra



SPECIAL NOTES



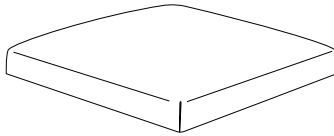
ORDER CODE SAMPLE					
ITEM CODE	WIDTH	DEPTH	HEIGHT	LOCK	OPTION
NLBUY	W30	D20	H28	LBB	CW

- 3/4" Thick LPL case construction with one inch of leveling
- File hanging bars and lock(s) included

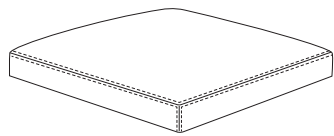
- All standard laminate & metal finishes available
- Specify lock option: BRC standard black 'LBB', silver 'LBS'

- High pressure drawer and door fronts add code 'HF' and add \$278
- Counterweight add code 'CW' and add \$137

- This storage product must be secured or ganged to an additional support structure (eg: wall, adjacent cabinet)



BOX STYLE



SADDLE STITCH

Features & Specifications

No Charge Options



SPECIAL NOTES

ORDER CODE	SIZE			FABRIC GRADE / PRICE				
	MODEL	WIDTH	DEPTH	HEIGHT	GRADE G0	GRADE G1	GRADE G2	GRADE G3
NEB1N	15.75"	18.75"	1"		290	409	457	527
NEB1N	15.75"	19.25"	1"		311	429	478	547
NEB1N	15.75"	22"	1"		311	429	478	547
NEB1N	15.75"	24"	1"		330	450	498	568
NEB1N	15.75"	28"	1"		350	470	519	585
NEB1N	15.75"	30"	1"		370	491	537	607
NEB2N	15.75"	18.75"	2"		311	429	478	547
NEB2N	15.75"	19.25"	2"		330	450	498	568
NEB2N	15.75"	22"	2"		330	450	498	568
NEB1N	15.75"	24"	2"		350	470	519	585
NEB2N	15.75"	28"	2"		370	491	537	607
NEB2N	15.75"	30"	2"		391	509	558	627

FEATURES & SPECIFICATIONS

- Box style fabric wrap, no visible stitching
- Reference the Fabric Specification page at the front of this book for details

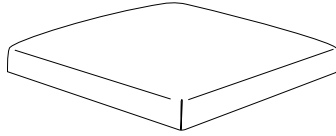
ORDER CODE	SIZE			FABRIC GRADE / PRICE				
	MODEL	WIDTH	DEPTH	HEIGHT	GRADE G0	GRADE G1	GRADE G2	GRADE G3
NES1N	15.75"	18.75"	1"		311	429	478	547
NES1N	15.75"	19.25"	1"		330	450	498	568
NES1N	15.75"	22"	1"		330	450	498	568
NES1N	15.75"	24"	1"		350	470	519	585
NES1N	15.75"	28"	1"		370	491	537	607
NES1N	15.75"	30"	1"		391	509	558	627
NES2N	15.75"	18.75"	2"		330	450	498	568
NES2N	15.75"	19.25"	2"		350	470	519	585
NES2N	15.75"	22"	2"		350	470	519	585
NES1N	15.75"	24"	2"		370	491	537	607
NES2N	15.75"	28"	2"		391	509	558	627
NES2N	15.75"	30"	2"		412	530	579	648

FEATURES & SPECIFICATIONS

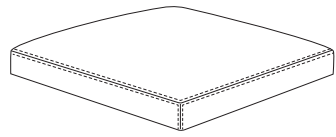
- Box style fabric wrap with visible saddle style stitching
- Reference the Fabric Specification page at the front of this book for details

ORDER CODE SAMPLE				
ITEM CODE	WIDTH	DEPTH	HEIGHT	GRADE
NES2N	W15.75	D24	H1	G2

- Product attaches using Velcro
- Specify fabric, add code: Grade 0 'G0', Grade 1 'G1', Grade 2 'G2' or Grade 3 'G3'
- All standard fabrics available
- BRC Does not warranty material, construction or labour on materials that are not supplied by BRC.



BOX STYLE



SADDLE STITCH

ORDER CODE	SIZE			FABRIC GRADE / PRICE			
	MODEL	WIDTH	DEPTH	HEIGHT	GRADE G0	GRADE G1	GRADE G2
NED1N	15.75"	18"	1"	290	409	457	527
NED1N	15.75"	19.25"	1"	311	429	478	547
NED1N	15.75"	21.25"	1"	311	429	478	547
NED1N	15.75"	27.25"	1"	350	470	519	585
NED2N	15.75"	18"	2"	311	429	478	547
NED2N	15.75"	19.25"	2"	330	450	498	568
NED2N	15.75"	21.25"	2"	330	450	498	568
NED2N	15.75"	27.25"	2"	370	491	537	607

FEATURES & SPECIFICATIONS

- Box style fabric wrap, no visible stitching
- Actual depths listed above; actual depths are 0.75" shorter than depth of mobile pedestal

ORDER CODE	SIZE			FABRIC GRADE / PRICE			
	MODEL	WIDTH	DEPTH	HEIGHT	GRADE G0	GRADE G1	GRADE G2
NEG1N	15.75"	18"	1"	311	429	478	547
NEG1N	15.75"	19.25"	1"	330	450	498	568
NEG1N	15.75"	21.25"	1"	330	450	498	568
NEG1N	15.75"	27.25"	1"	370	491	537	607
NEG2N	15.75"	18"	2"	330	450	498	568
NEG2N	15.75"	19.25"	2"	350	470	519	585
NEG2N	15.75"	21.25"	2"	350	470	519	585
NEG2N	15.75"	27.25"	2"	391	509	558	627

FEATURES & SPECIFICATIONS

- Box style fabric wrap with visible saddle style stitching
- Actual depths listed above; actual depths are 0.75" shorter than depth of mobile pedestal

ORDER CODE SAMPLE				
ITEM CODE	WIDTH	DEPTH	HEIGHT	GRADE
NEG2N	W15.75	D18	H1	G2

Features & Specifications

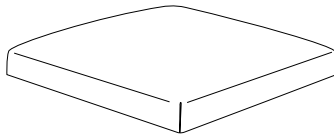
No Charge Options



SPECIAL NOTES

- Product attaches using Velcro
- Specify fabric, add code: Grade 0 'G0', Grade 1 'G1', Grade 2 'G2' or Grade 3 'G3'
- All standard fabrics available
- BRC Does not warranty material, construction or labour on materials that are not supplied by BRC.





BOX STYLE

ORDER CODE	SIZE			FABRIC GRADE / PRICE				
	MODEL	WIDTH	DEPTH	HEIGHT	GRADE G0	GRADE G1	GRADE G2	GRADE G3
NEC1N	18"	18.75"	1"	1"	311	490	560	662
NEC1N	24"	18.75"	1"	1"	330	508	581	683
NEC1N	30"	18.75"	1"	1"	350	529	601	703
NEC1N	36"	18.75"	1"	1"	370	549	622	723
NEC1N	42"	18.75"	1"	1"	391	570	642	744
NEC1N	18"	20"	1"	1"	330	508	581	683
NEC1N	24"	20"	1"	1"	350	529	601	703
NEC1N	30"	20"	1"	1"	391	570	642	744
NEC1N	36"	20"	1"	1"	412	588	661	763
NEC1N	42"	20"	1"	1"	430	609	682	784
NEC1N	18"	24"	1"	1"	350	529	601	703
NEC1N	24"	24"	1"	1"	370	549	622	723
NEC1N	30"	24"	1"	1"	391	570	642	744
NEC1N	36"	24"	1"	1"	412	588	661	763
NEC1N	42"	24"	1"	1"	430	609	682	784
NEC1N	18"	30"	1"	1"	370	549	622	723
NEC1N	24"	30"	1"	1"	391	570	642	744
NEC1N	30"	30"	1"	1"	412	588	661	763
NEC1N	36"	30"	1"	1"	430	609	682	784
NEC1N	42"	30"	1"	1"	451	630	702	803
NEC2N	18"	18.75"	2"	2"	330	508	581	683
NEC2N	24"	18.75"	2"	2"	350	529	601	703
NEC2N	30"	18.75"	2"	2"	370	549	622	723
NEC2N	36"	18.75"	2"	2"	391	570	642	744
NEC2N	48"	18.75"	2"	2"	412	588	661	763
NEC2N	18"	20"	2"	2"	350	529	601	703
NEC2N	24"	20"	2"	2"	370	549	622	723
NEC2N	30"	20"	2"	2"	391	570	642	744
NEC2N	36"	20"	2"	2"	412	588	661	763
NEC2N	48"	20"	2"	2"	430	609	682	784
NEC2N	18"	24"	2"	2"	370	549	622	723
NEC2N	24"	24"	2"	2"	391	570	642	744
NEC2N	30"	24"	2"	2"	412	588	661	763
NEC2N	36"	24"	2"	2"	430	609	682	784
NEC2N	48"	24"	2"	2"	451	630	702	803
NEC2N	18"	30"	2"	2"	391	570	642	744
NEC2N	24"	30"	2"	2"	412	588	661	763
NEC2N	30"	30"	2"	2"	430	609	682	784
NEC2N	36"	30"	2"	2"	451	630	702	803
NEC2N	48"	30"	2"	2"	478	657	729	830

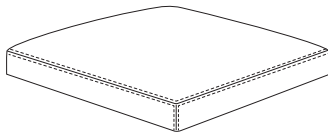
ORDER CODE SAMPLE				
ITEM CODE	WIDTH	DEPTH	HEIGHT	GRADE
NEC2N	W18	D24	H2	G2

Features & Specifications

No Charge Options

SPECIAL NOTES

- Product attaches using Velcro
- Specify fabric, add code: Grade 0 'G0', Grade 1 'G1', Grade 2 'G2' or Grade 3 'G3'
- All standard fabrics available
- BRC Does not warranty material, construction or labour on materials that are not supplied by BRC.



SADDLE STITCH

ORDER CODE	SIZE			FABRIC GRADE / PRICE				
	MODEL	WIDTH	DEPTH	HEIGHT	GRADE G0	GRADE G1	GRADE G2	GRADE G3
NEM1N	18"	18.75"	1"		330	508	581	683
NEM1N	24"	18.75"	1"		350	529	601	703
NEM1N	30"	18.75"	1"		370	549	622	723
NEM1N	36"	18.75"	1"		391	570	642	744
NEM1N	42"	18.75"	1"		412	588	661	763
NEM1N	18"	20"	1"		350	529	601	703
NEM1N	24"	20"	1"		370	549	622	723
NEM1N	30"	20"	1"		412	588	661	763
NEM1N	36"	20"	1"		430	609	682	784
NEM1N	42"	20"	1"		451	630	702	803
NEM1N	18"	24"	1"		370	549	622	723
NEM1N	24"	24"	1"		391	570	642	744
NEM1N	30"	24"	1"		412	588	661	763
NEM1N	36"	24"	1"		430	609	682	784
NEM1N	42"	24"	1"		451	630	702	803
NEM1N	18"	30"	1"		391	570	642	744
NEM1N	24"	30"	1"		412	588	661	763
NEM1N	30"	30"	1"		430	609	682	784
NEM1N	36"	30"	1"		451	630	702	803
NEM1N	42"	30"	1"		471	650	722	824
NEM2N	18"	18.75"	2"		350	529	601	703
NEM2N	24"	18.75"	2"		370	549	622	723
NEM2N	30"	18.75"	2"		391	570	642	744
NEM2N	36"	18.75"	2"		412	588	661	763
NEM2N	42"	18.75"	2"		430	609	682	784
NEM2N	18"	20"	2"		370	549	622	723
NEM2N	24"	20"	2"		391	570	642	744
NEM2N	30"	20"	2"		412	588	661	763
NEM2N	36"	20"	2"		430	609	682	784
NEM2N	42"	20"	2"		451	630	702	803
NEM2N	18"	24"	2"		391	570	642	744
NEM2N	24"	24"	2"		412	588	661	763
NEM2N	30"	24"	2"		430	609	682	784
NEM2N	36"	24"	2"		451	630	702	803
NEM2N	42"	24"	2"		471	650	722	824
NEM2N	18"	30"	2"		412	588	661	763
NEM2N	24"	30"	2"		430	609	682	784
NEM2N	30"	30"	2"		451	630	702	803
NEM2N	36"	30"	2"		471	650	722	824
NEM2N	42"	30"	2"		498	676	749	851

ORDER CODE SAMPLE				
ITEM CODE	WIDTH	DEPTH	HEIGHT	GRADE
NEM2N	W24	D30	H1	G1

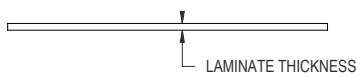
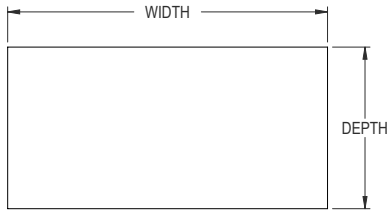
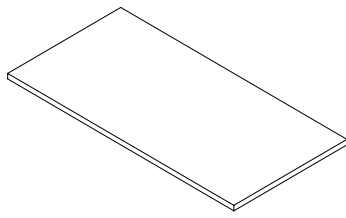
Features & Specifications

No Charge Options



SPECIAL NOTES

- Product attaches using Velcro
- Specify fabric, add code: Grade 0 'G0', Grade 1 'G1', Grade 2 'G2' or Grade 3 'G3'
- All standard fabrics available
- BRC Does not warranty material, construction or labour on materials that are not supplied by BRC.



OVERALL SIZE		LAMINATE PRICE	
WIDTH	DEPTH	M1	H1
15.75"	18.75"	\$238	\$330
18"	18.75"	\$244	\$339
24"	18.75"	\$249	\$345
30"	18.75"	\$287	\$399
36"	18.75"	\$314	\$436
42"	18.75"	\$321	\$445
48"	18.75"	\$326	\$453
54"	18.75"	\$430	\$598
60"	18.75"	\$435	\$605
66"	18.75"	\$440	\$613
72"	18.75"	\$448	\$622
84"	18.75"	\$453	\$627
96"	18.75"	\$458	\$636
102"	18.75"	\$463	\$643
108"	18.75"	\$469	\$652
15.75"	20"	\$244	\$339
18"	20"	\$249	\$345
24"	20"	\$255	\$353
30"	20"	\$293	\$407
36"	20"	\$321	\$445
42"	20"	\$326	\$453
48"	20"	\$330	\$459
54"	20"	\$435	\$605
60"	20"	\$440	\$613
66"	20"	\$448	\$622
72"	20"	\$453	\$627
84"	20"	\$458	\$636
96"	20"	\$463	\$643
102"	20"	\$469	\$652
108"	20"	\$475	\$658

OVERALL SIZE		LAMINATE PRICE	
WIDTH	DEPTH	M1	H1
15.75"	22"	\$249	\$345
18"	22"	\$255	\$353
24"	22"	\$260	\$361
30"	22"	\$299	\$415
36"	22"	\$326	\$453
42"	22"	\$330	\$459
48"	22"	\$338	\$468
54"	22"	\$440	\$613
60"	22"	\$448	\$622
66"	22"	\$453	\$627
72"	22"	\$458	\$636
84"	22"	\$463	\$643
96"	22"	\$469	\$652
102"	22"	\$475	\$658
108"	22"	\$479	\$666
15.75"	24"	\$249	\$345
18"	24"	\$255	\$353
24"	24"	\$260	\$361
30"	24"	\$299	\$415
36"	24"	\$326	\$453
42"	24"	\$330	\$459
48"	24"	\$338	\$468
54"	24"	\$440	\$613
60"	24"	\$448	\$622
66"	24"	\$453	\$627
72"	24"	\$458	\$636
84"	24"	\$463	\$643
96"	24"	\$469	\$652
102"	24"	\$475	\$658
108"	24"	\$479	\$666



ORDER CODE SAMPLE				
ITEM CODE	WIDTH	DEPTH	LAMINATE	OPTION
NTOPN	W36	D24	M1	GR

Features & Specifications

- Can be used in storage top and worksurface applications
- Does not include inserts or pilot holes under the worksurface
- Laminate codes - M1: 1" LPL, H1: 1" HPL
- LPL surfaces are finished on both sides; HPL surfaces are finished on one side only with backer on underside

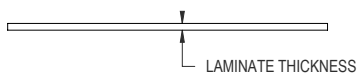
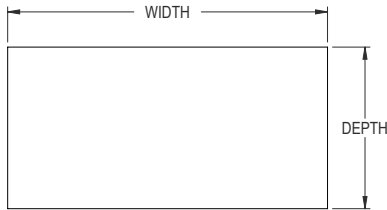
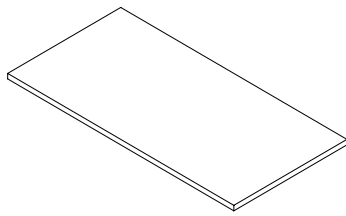
No Charge Options

- All standard laminate finishes available

Optional Extra

- 3" Grommet (AG30A) add code(s) 'GL', 'GC' and/or 'GR', add \$76 per grommet





OVERALL SIZE		LAMINATE PRICE	
WIDTH	DEPTH	M1	H1
15.75"	28"	\$266	\$369
18"	28"	\$277	\$384
24"	28"	\$321	\$445
30"	28"	\$326	\$453
36"	28"	\$403	\$559
42"	28"	\$408	\$568
48"	28"	\$413	\$575
54"	28"	\$562	\$781
60"	28"	\$584	\$812
66"	28"	\$590	\$818
72"	28"	\$595	\$827
84"	28"	\$601	\$834
96"	28"	\$606	\$842
102"	28"	\$612	\$850
108"	28"	\$617	\$857
15.75	30"	\$271	\$376
18	30"	\$281	\$392
24	30"	\$326	\$453
30	30"	\$330	\$459
36	30"	\$408	\$568
42	30"	\$413	\$575
48	30"	\$418	\$582
54	30"	\$584	\$812
60	30"	\$590	\$818
66	30"	\$595	\$827
72	30"	\$601	\$834
84	30"	\$606	\$842
96	30"	\$612	\$850
102	30"	\$617	\$857
108	30"	\$623	\$865

OVERALL SIZE		LAMINATE PRICE	
WIDTH	DEPTH	M1	H1
48	36	\$600	\$833
54	36	\$606	\$842
60	36	\$612	\$849
66	36	\$617	\$856
72	36	\$622	\$864
84	36	\$627	\$872
96	36	\$634	\$879
102	36	\$639	\$887
108	36	\$644	\$895
114	36	\$1,185	\$1,646
120	36	\$1,190	\$1,653
132	36	\$1,202	\$1,670
144	36	\$1,212	\$1,684
156	36	\$1,223	\$1,700
168	36	\$1,234	\$1,715
180	36	\$1,246	\$1,729
192	36	\$1,255	\$1,746
216	36	\$1,278	\$1,776
240	36	\$1,835	\$2,551
288	36	\$1,880	\$2,611

Features & Specifications

- Can be used in storage top and worksurface applications
- Does not include inserts or pilot holes under the worksurface
- Laminate codes - M1: 1" LPL, H1: 1" HPL
- LPL surfaces are finished on both sides; HPL surfaces are finished on one side only with backer on underside

No Charge Options

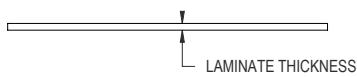
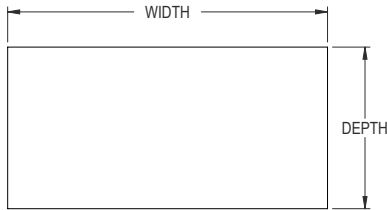
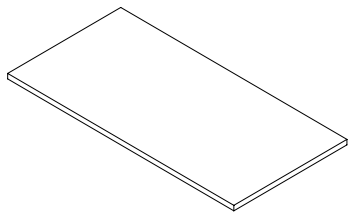
- All standard laminate finishes available

Optional Extra

- 3" Grommet (AG30A) add code(s) 'GL', 'GC' and/or 'GR', add \$76 per grommet



ORDER CODE SAMPLE				
ITEM CODE	WIDTH	DEPTH	LAMINATE	OPTION
NTOPN	W54	D30	M1	GR



OVERALL SIZE		LAMINATE PRICE	
WIDTH	DEPTH	M1	H1
60	42	\$612	\$849
66	42	\$617	\$856
72	42	\$622	\$864
84	42	\$627	\$872
96	42	\$634	\$879
102	42	\$639	\$887
108	42	\$644	\$895
114	42	\$1,185	\$1,646
120	42	\$1,190	\$1,653
132	42	\$1,202	\$1,670
144	42	\$1,212	\$1,684
156	42	\$1,223	\$1,700
168	42	\$1,234	\$1,715
180	42	\$1,246	\$1,729
192	42	\$1,255	\$1,746
216	42	\$1,278	\$1,776
240	42	\$1,835	\$2,551
288	42	\$1,880	\$2,611
60	48	\$612	\$849
66	48	\$617	\$856
72	48	\$622	\$864
84	48	\$627	\$872
96	48	\$634	\$879
102	48	\$639	\$887
108	48	\$644	\$895
114	48	\$1,185	\$1,646
120	48	\$1,190	\$1,653

OVERALL SIZE		LAMINATE PRICE	
WIDTH	DEPTH	M1	H1
132	48	\$1,202	\$1,670
144	48	\$1,212	\$1,684
156	48	\$1,223	\$1,700
168	48	\$1,234	\$1,715
180	48	\$1,246	\$1,729
192	48	\$1,255	\$1,746
216	48	\$1,278	\$1,776
240	48	\$1,835	\$2,551
288	48	\$1,880	\$2,611
60	60	\$612	\$849
66	60	\$617	\$856
72	60	\$622	\$864
84	60	\$627	\$872
96	60	\$634	\$879
102	60	\$639	\$887
108	60	\$644	\$895
114	60	\$1,185	\$1,646
120	60	\$1,190	\$1,653
132	60	\$1,202	\$1,670
144	60	\$1,212	\$1,684
156	60	\$1,223	\$1,700
168	60	\$1,234	\$1,715
180	60	\$1,246	\$1,729
192	60	\$1,255	\$1,746
216	60	\$1,278	\$1,776
240	60	\$1,835	\$2,551
288	60	\$1,880	\$2,611

Features & Specifications

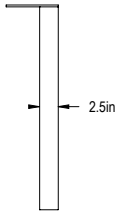
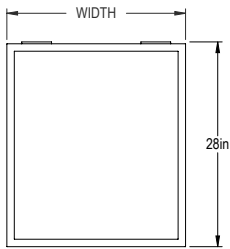

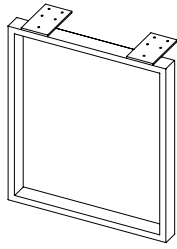


ORDER CODE SAMPLE				
ITEM CODE	WIDTH	DEPTH	LAMINATE	OPTION
NTOPN	W102	D48	M3	GR

No Charge Options

Optional Extra

- Can be used in storage top and worksurface applications
- Does not include inserts or pilot holes under the worksurface
- Laminate codes - M1: 1" LPL, H1: 1" HPL
- LPL surfaces are finished on both sides; HPL surfaces are finished on one side only with backer on underside
- All standard laminate finishes available
- 3" Grommet (AG30A) add code(s) 'GL', 'GC' and/or 'GR', add \$76 per grommet



OVERALL SIZE	
WIDTH	PRICE
12"	\$507
24"	\$507
30"	\$507



ORDER CODE SAMPLE		
ITEM CODE	WIDTH	OPTION
NACBA	W24	CHROME

Features & Specifications

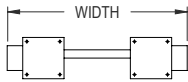

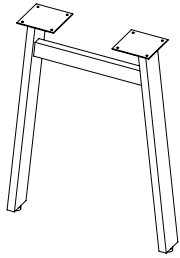
- Tubular steel construction with one inch of leveling
- 3/4" Fasteners included
- Specify finish option, paint or chrome

No Charge Options

- All standard metal finishes available

Optional Extra

- For chrome finish, add option code 'CHROME'. add \$490



OVERALL SIZE		
WIDTH	FOR WORKSURFACE DEPTH	PRICE
22.25"	24"	\$548
28"	30"	\$548



ORDER CODE SAMPLE		
ITEM CODE	WIDTH	OPTION
NABAA	W28	BLACK

Features & Specifications

- Tubular steel construction with one inch of leveling
- 3/4" Fasteners included

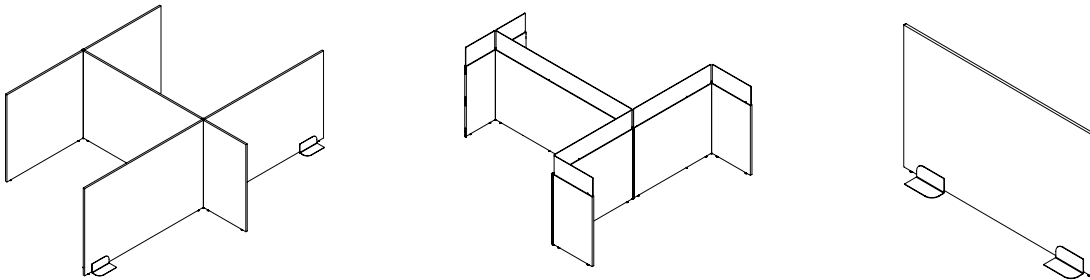
No Charge Options

- All standard metal finishes available

Gallery Panel Introduction


Summary

BRC expands on its gallery panels by offering new ways of connecting that allows for a semi-freestanding and fully freestanding application. By using a combination of gallery panel spines and supporting feet, offices can be configured to provide more privacy. The following pages can be used as a guideline to configure and select the best layout for your needs. Contact your BRC representative if you need more assistance.




Panel Configuration

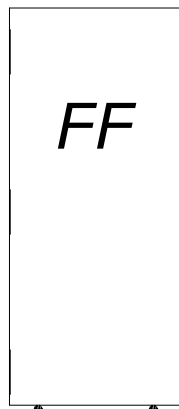
All panels are 1" LPL construction, edged on all sides and include levelers. Male and female connectors, and a blank end (no connectors) can be configured to allow 6 different panel options as follows:




Both sides have male connectors.



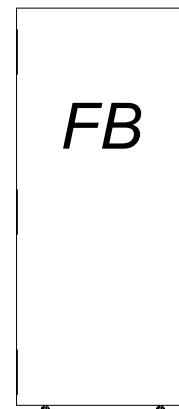
Male connector on one side, female connector on the other side.




Both sides have female connectors.



Male connector on one side, blank end on the other side.



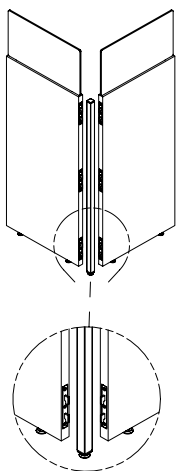
Female connector on one side, blank end on the other side.



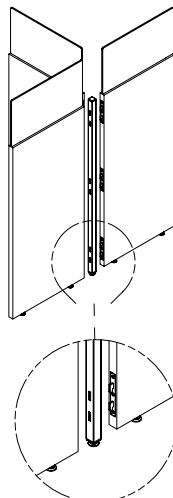
Both sides have a blank end.

Gallery Spine

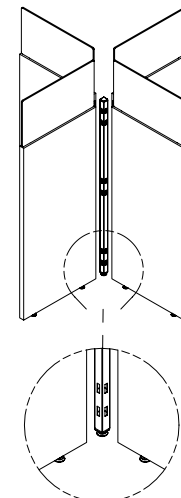
BRC's gallery spine is a 1" x 1" steel support that runs the entire vertical length of the panel. Any gallery panel with a male connector (MM, MF or MB) can be attached. The spine is available in two way, three way or four way 90° configurations. A spine is not required to connect panels end to end at 180°; panels with a male end and female end can be connected directly. Reference the following page for application examples.



2
WAY



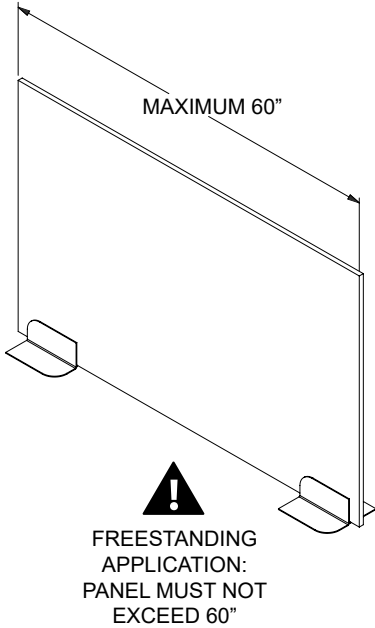
3
WAY



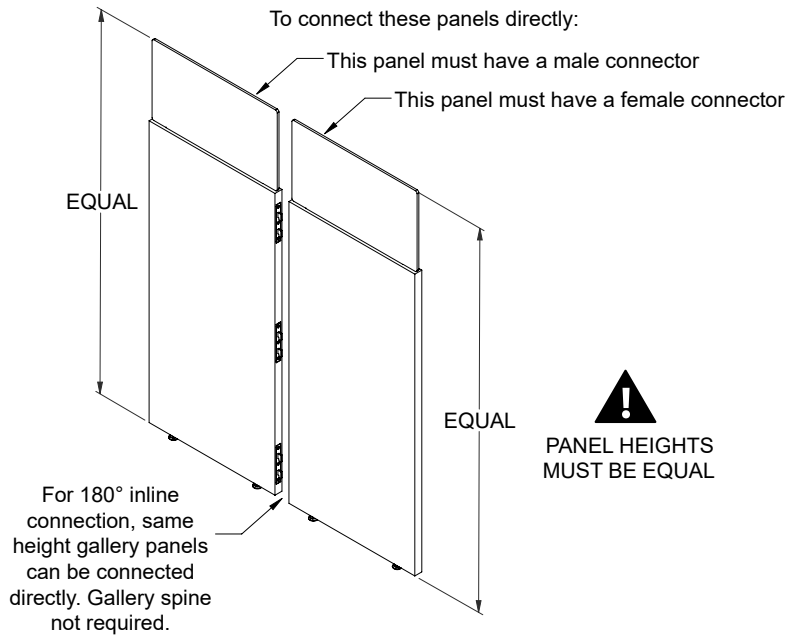
4
WAY

General Guidelines

- All panels connected in a run must be the same height
- Laminate only panels and panels with glazing cannot be combined in a single run
- A support foot must be used whenever an end of panel run exceeds 54"
- A single panel can be supported by two feet no longer than 60"
- Due to laminate woodgrain size restrictions, gallery panels are divided into two codes, one for widths 18'-60" and one for widths 66'-96"
Woodgrain direction (if applicable) runs vertical on the smaller widths (18'-60") and horizontal on the larger widths (66'-96")



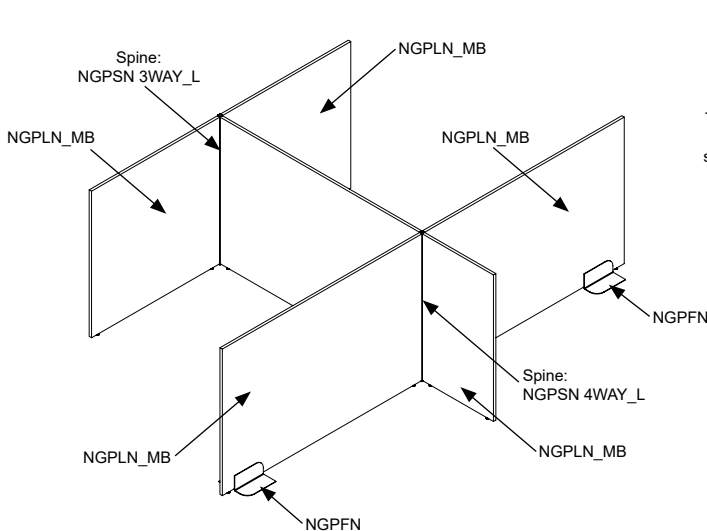
Freestanding Application



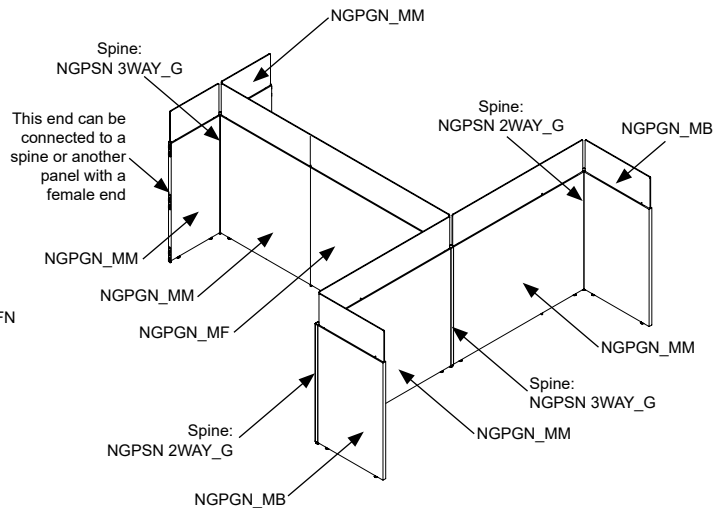
180° Direct Connection

Application Examples

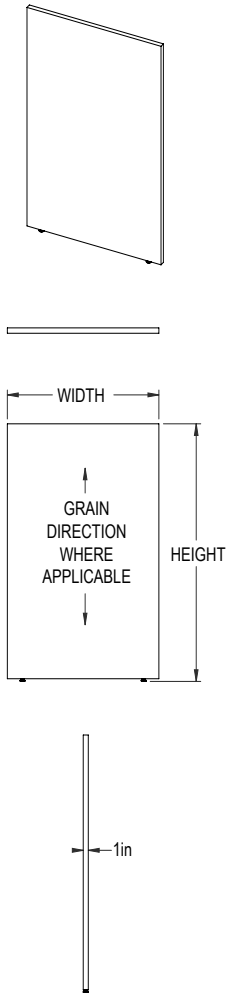
Use the following examples to reference how a panel layout can be structured. The codes used below can be found on the next few product pages. Note, sizes are not listed as the examples are to be used for configuration only. As per application guidelines, all panels in a single run are the same type (laminite only or glazing) and also the same height. For help with your layout, contact the BRC sales department at quotes@brc.group.



Laminate Only Panels - NGPLN



Panels with Glazing - NGPGN



Features & Specifications

No Charge Options



SPECIAL NOTES

OVERALL SIZE		PRICE & CONNECTION	
WIDTH	HEIGHT	PRICE <i>BB</i>	PRICE ALL OTHERS
18"	42"	\$391	\$512
24"	42"	\$445	\$566
30"	42"	\$499	\$620
36"	42"	\$553	\$675
48"	42"	\$661	\$783
60"	42"	\$770	\$891
18"	48"	\$445	\$566
24"	48"	\$499	\$620
30"	48"	\$553	\$675
36"	48"	\$607	\$729
48"	48"	\$716	\$837
60"	48"	\$824	\$946
18"	54"	\$499	\$620
24"	54"	\$553	\$675
30"	54"	\$607	\$729
36"	54"	\$661	\$783
48"	54"	\$770	\$891
60"	54"	\$879	\$1,000
18"	60"	\$553	\$675
24"	60"	\$607	\$729
30"	60"	\$661	\$783
36"	60"	\$716	\$837
48"	60"	\$824	\$946
60"	60"	\$933	\$1,054
18"	72"	\$607	\$729
24"	72"	\$661	\$783
30"	72"	\$716	\$837
36"	72"	\$770	\$891
48"	72"	\$933	\$1,054
60"	72"	\$1,041	\$1,162

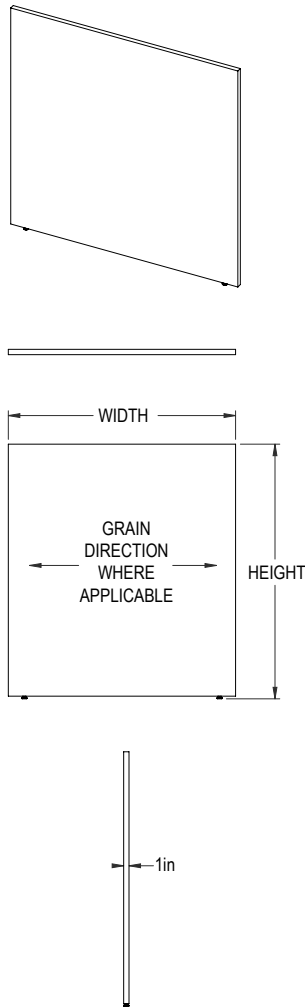
CONNECTION	
CODE	DESCRIPTION
<i>MM</i>	Both sides have male connectors
<i>MF</i>	Male connector on one side, female connector on the other side
<i>FF</i>	Both sides have female connectors
<i>MB</i>	Male connector on one side, blank end on the other side
<i>FB</i>	Female connector on one side, blank end on the other side
<i>BB</i>	Both sides have a blank (finished) end

ORDER CODE SAMPLE			
ITEM CODE	WIDTH	HEIGHT	CONNECTION
NGPLN	W30	H48	<i>MM</i>

- One inch of leveling
- Panels are 1" thick LPL construction
- Size widths 18-48" have two levelers, widths 60-84" have three levelers
- Includes gallery panel only and connecting hardware, connecting spine sold separately
- Wood grain runs vertical if applicable
- Reference the gallery panel application page for connection ordering details

- All standard laminates available

- Reference the application pages for proper configuration using the gallery panel spine



Features & Specifications

No Charge Options



SPECIAL NOTES

OVERALL SIZE		PRICE & CONNECTION	
WIDTH	HEIGHT	PRICE <i>BB</i>	PRICE ALL <i>OTHERS</i>
66"	42"	\$824	\$946
72"	42"	\$879	\$1,000
78"	42"	\$933	\$1,054
84"	42"	\$1,203	\$1,324
90"	42"	\$1,373	\$1,495
96"	42"	\$1,540	\$1,663
66"	48"	\$879	\$1,000
72"	48"	\$933	\$1,054
78"	48"	\$987	\$1,108
84"	48"	\$1,257	\$1,378
90"	48"	\$1,427	\$1,549
96"	48"	\$1,595	\$1,717
66"	54"	\$933	\$1,054
72"	54"	\$987	\$1,108
78"	54"	\$1,041	\$1,162
84"	54"	\$1,311	\$1,432
90"	54"	\$1,481	\$1,603
96"	54"	\$1,649	\$1,771
66"	60"	\$987	\$1,108
72"	60"	\$1,041	\$1,162
78"	60"	\$1,095	\$1,216
84"	60"	\$1,365	\$1,486
90"	60"	\$1,535	\$1,657
96"	60"	\$1,703	\$1,825

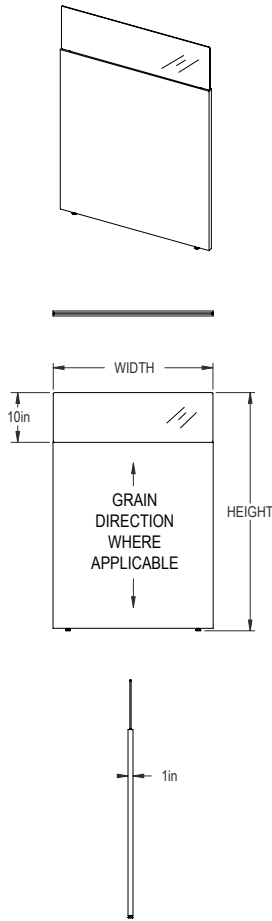
CONNECTION	
CODE	DESCRIPTION
<i>MM</i>	Both sides have male connectors
<i>MF</i>	Male connector on one side, female connector on the other side
<i>FF</i>	Both sides have female connectors
<i>MB</i>	Male connector on one side, blank end on the other side
<i>FB</i>	Female connector on one side, blank end on the other side
<i>BB</i>	Both sides have a blank (finished) end

ORDER CODE SAMPLE			
ITEM CODE	WIDTH	HEIGHT	CONNECTION
NGPEN	W66	H48	<i>MM</i>

- One inch of leveling
- Panels are 1" thick LPL construction
- Size widths 18-48" have two levelers, widths 60-84" have three levelers
- Includes gallery panel only and connecting hardware, connecting spine sold separately
- Wood grain runs horizontal if applicable
- Reference the gallery panel application page for connection ordering details

• All standard laminates available

• Reference the application pages for proper configuration using the gallery panel spine



Features & Specifications

No Charge Options



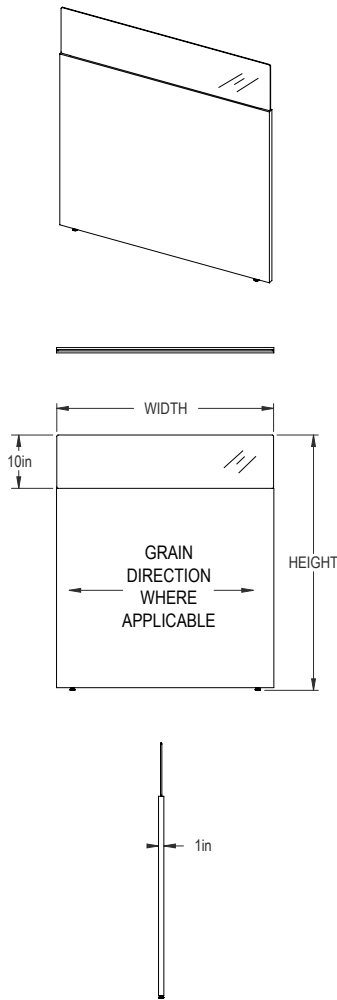
SPECIAL NOTES

OVERALL SIZE		PRICE CLEAR ACRYLIC <i>CL</i>		PRICE FROSTED ACRYLIC <i>FR</i>	
WIDTH	HEIGHT	<i>CL, BB</i>	<i>CL, ALL OTHERS</i>	<i>FR, BB</i>	<i>FR, ALL OTHERS</i>
18"	42"	\$586	\$769	\$634	\$831
24"	42"	\$668	\$850	\$722	\$918
30"	42"	\$748	\$932	\$809	\$1,007
36"	42"	\$830	\$1,012	\$897	\$1,094
48"	42"	\$992	\$1,174	\$1,072	\$1,269
60"	42"	\$1,154	\$1,337	\$1,248	\$1,444
18"	48"	\$668	\$850	\$722	\$918
24"	48"	\$748	\$932	\$809	\$1,007
30"	48"	\$830	\$1,012	\$897	\$1,094
36"	48"	\$912	\$1,094	\$984	\$1,182
48"	48"	\$1,074	\$1,256	\$1,160	\$1,358
60"	48"	\$1,236	\$1,418	\$1,335	\$1,532
18"	54"	\$748	\$932	\$809	\$1,007
24"	54"	\$830	\$1,012	\$897	\$1,094
30"	54"	\$912	\$1,094	\$984	\$1,182
36"	54"	\$992	\$1,174	\$1,072	\$1,269
48"	54"	\$1,154	\$1,337	\$1,248	\$1,444
60"	54"	\$1,315	\$1,500	\$1,421	\$1,620
18"	60"	\$830	\$1,012	\$897	\$1,094
24"	60"	\$912	\$1,094	\$984	\$1,182
30"	60"	\$992	\$1,174	\$1,072	\$1,269
36"	60"	\$1,074	\$1,256	\$1,160	\$1,358
48"	60"	\$1,236	\$1,418	\$1,335	\$1,532
60"	60"	\$1,397	\$1,580	\$1,511	\$1,708
18"	72"	\$912	\$1,094	\$984	\$1,182
24"	72"	\$992	\$1,174	\$1,072	\$1,269
30"	72"	\$1,074	\$1,256	\$1,160	\$1,358
36"	72"	\$1,154	\$1,337	\$1,248	\$1,444
48"	72"	\$1,397	\$1,580	\$1,511	\$1,708
60"	72"	\$1,559	\$1,743	\$1,686	\$1,882

CONNECTION	
CODE	DESCRIPTION
<i>MM</i>	Both sides have male connectors
<i>MF</i>	Male connector on one side, female connector on the other side
<i>FF</i>	Both sides have female connectors
<i>MB</i>	Male connector on one side, blank end on the other side
<i>FB</i>	Female connector on one side, blank end on the other side
<i>BB</i>	Both sides have a blank (finished) end

ORDER CODE SAMPLE				
ITEM CODE	WIDTH	HEIGHT	GLAZING	CONNECTION
NGPGN	W30	H48	<i>FR</i>	<i>MB</i>

- One inch of leveling
 - Panels are 1" thick LPL construction only
 - For acrylic glazing, specify clear '*CL*' or frosted both sides '*FR*'
 - Size widths 18-48" have two levelers, widths 60-84" have three levelers
 - Wood grain runs vertical if applicable
 - Includes gallery panel only and connecting hardware, connecting spine sold separately
 - Reference the gallery panel application page for connection ordering details
-
- All standard laminates available
 - Reference the application pages for proper configuration using the gallery panel spine



Features & Specifications

No Charge Options



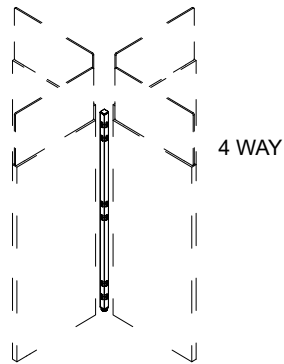
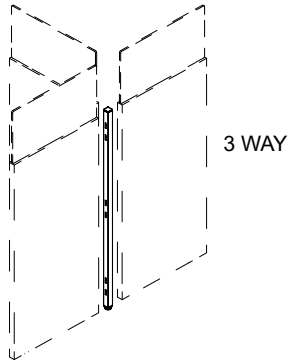
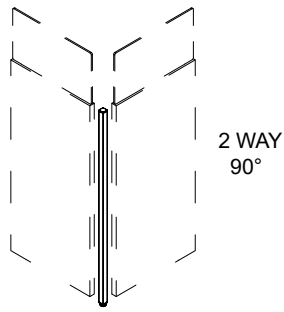
SPECIAL NOTES

OVERALL SIZE		PRICE CLEAR ACRYLIC <i>CL</i>		PRICE FROSTED ACRYLIC <i>FR</i>	
WIDTH	HEIGHT	<i>CL, BB</i>	<i>CL, ALL OTHERS</i>	<i>FR, BB</i>	<i>FR, ALL OTHERS</i>
66"	42"	\$1,236	\$1,418	\$1,335	\$1,532
72"	42"	\$1,315	\$1,500	\$1,421	\$1,620
78"	42"	\$1,397	\$1,580	\$1,511	\$1,708
84"	42"	\$1,803	\$1,986	\$1,948	\$2,147
90"	42"	\$2,057	\$2,241	\$2,223	\$2,421
96"	42"	\$2,312	\$2,494	\$2,497	\$2,693
66"	48"	\$1,315	\$1,500	\$1,421	\$1,620
72"	48"	\$1,397	\$1,580	\$1,511	\$1,708
78"	48"	\$1,479	\$1,662	\$1,597	\$1,796
84"	48"	\$1,885	\$2,068	\$2,037	\$2,233
90"	48"	\$2,138	\$2,322	\$2,312	\$2,508
96"	48"	\$2,392	\$2,575	\$2,584	\$2,783
66"	54"	\$1,397	\$1,580	\$1,511	\$1,708
72"	54"	\$1,479	\$1,662	\$1,597	\$1,796
78"	54"	\$1,559	\$1,743	\$1,686	\$1,882
84"	54"	\$1,965	\$2,149	\$2,124	\$2,319
90"	54"	\$2,220	\$2,403	\$2,399	\$2,596
96"	54"	\$2,474	\$2,656	\$2,671	\$2,868
66"	60"	\$1,479	\$1,662	\$1,597	\$1,796
72"	60"	\$1,559	\$1,743	\$1,686	\$1,882
78"	60"	\$1,641	\$1,824	\$1,772	\$1,971
84"	60"	\$2,047	\$2,230	\$2,210	\$2,408
90"	60"	\$2,301	\$2,485	\$2,487	\$2,683
96"	60"	\$2,555	\$2,737	\$2,758	\$2,956

CONNECTION	
CODE	DESCRIPTION
<i>MM</i>	Both sides have male connectors
<i>MF</i>	Male connector on one side, female connector on the other side
<i>FF</i>	Both sides have female connectors
<i>MB</i>	Male connector on one side, blank end on the other side
<i>FB</i>	Female connector on one side, blank end on the other side
<i>BB</i>	Both sides have a blank (finished) end

ORDER CODE SAMPLE				
ITEM CODE	WIDTH	HEIGHT	GLAZING	CONNECTION
NGPAN	W66	H48	<i>FR</i>	<i>MB</i>

- One inch of leveling
 - Panels are 1" thick LPL construction only
 - For acrylic glazing, specify clear '*CL*' or frosted both sides '*FR*'
 - Size widths 18-48" have two levelers, widths 60-84" have three levelers
 - Wood grain runs horizontal if applicable
 - Includes gallery panel only and connecting hardware, connecting spine sold separately
 - Reference the gallery panel application page for connection ordering details
-
- All standard laminates available
-
- Reference the application pages for proper configuration using the gallery panel spine



Features & Specifications

No Charge Options



SPECIAL NOTES

OVERALL SIZE		
CONFIGURATION	PANEL HEIGHT	PRICE
2WAY	42"	\$312
2WAY	48"	\$319
2WAY	54"	\$333
2WAY	60"	\$363
3WAY	42"	\$319
3WAY	48"	\$333
3WAY	54"	\$343
3WAY	60"	\$372
4WAY	42"	\$337
4WAY	48"	\$349
4WAY	54"	\$360
4WAY	60"	\$385

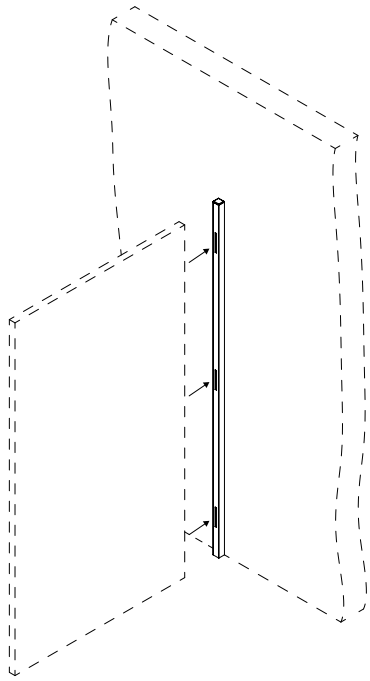


ORDER CODE SAMPLE			
ITEM CODE	CONFIGURATION	PANEL HEIGHT	PANEL STYLE
NGPSN	3WAY	H48	G

- One inch of leveling
- 1" x 1" Steel construction with slots for connecting gallery panels with male connectors
- Specify '2WAY', '3WAY' or '4WAY' configuration when ordering.
- Specify laminate only 'L' or glazed panel 'G' application (note: different spines cannot be mixed in same or single run applications, all spines must be either L or G)
- Specify height of panel run (note: different panel heights cannot be mixed in same or single run applications, all panels and spines must be the same height)

- All standard metal finishes available

- Reference the application pages for proper configuration using the gallery panel spine



OVERALL SIZE	
PANEL HEIGHT	PRICE
42"	\$269
48"	\$280
54"	\$288
60"	\$307
72"	\$339

Features & Specifications

No Charge Options

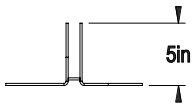
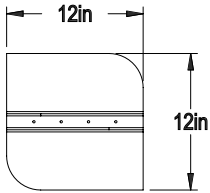
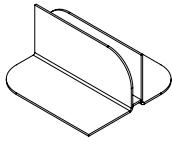


SPECIAL NOTES



ORDER CODE SAMPLE		
ITEM CODE	PANEL HEIGHT	PANEL STYLE
NGPWN	H48	G

- Mounts to wall or panel side using screws and allows 90° connection
- 1" x 1" Steel construction with slots for connecting Privacy panels with male connectors
- Specify laminate only 'L' or glazed panel 'G' application (note: different spines cannot be mixed in same or single run applications, all spines must be either L or G)
- Specify height of panel run (note: different panel heights cannot be mixed in same or single run applications, all panels and spines must be the same height)
- All standard metal finishes available
- Reference the application pages for proper configuration using the Gallery panel spine



ITEM	
SIZE	PRICE
12" x 12" x 5"	\$447



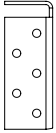
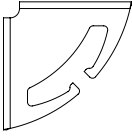
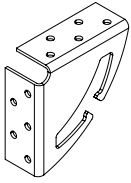
ORDER CODE SAMPLE
ITEM CODE
NGPFA

Features & Specifications

- Used to support gallery panels for freestanding or extended run applications
- Slots into panel
- Can be used under panel at any position

No Charge Options

- All standard metal finishes available



ITEM	
SIZE	PRICE
3.5" x 3.5" x 1.5"	94

Features & Specifications

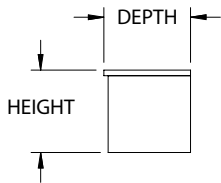
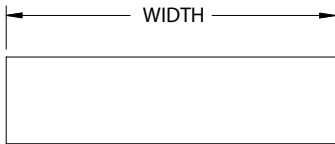
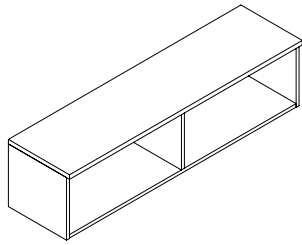
No Charge Options



ORDER CODE SAMPLE
ITEM CODE
NAPBA

- Used to support gallery panels to worksurfaces, adjacent furniture and other gallery panels
- Metal bracket includes integrated cable slots for wire management
- 3/4" Self tapping wood screws included
- To support a worksurface, use one bracket per 24" of linear run
- Symmetric reversible design

- All standard metal finishes available



OVERALL SIZE			
WIDTH	DEPTH	HEIGHT	PRICE M1
24"	15.75"	15"	\$561
30"	15.75"	15"	\$583
36"	15.75"	15"	\$606
42"	15.75"	15"	\$635
48"	15.75"	15"	\$663
54"	15.75"	15"	\$691
60"	15.75"	15"	\$721
66"	15.75"	15"	\$777
72"	15.75"	15"	\$975



ORDER CODE SAMPLE				
ITEM CODE	WIDTH	DEPTH	HEIGHT	LAMINATE
NZOPN	W60	D15.75	H15	M1

Features & Specifications

- 3/4" Thick LPL case construction
- Top overhangs gables by 3/4"
- Units over 42" wide include center divider
- French cleats included for wall mounting
- Laminate codes - M1: 1" LPL (top only)

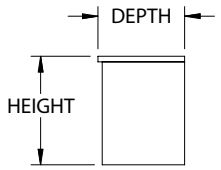
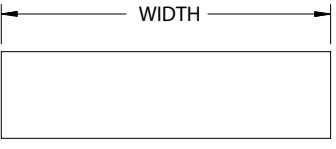
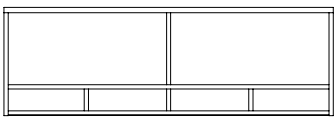
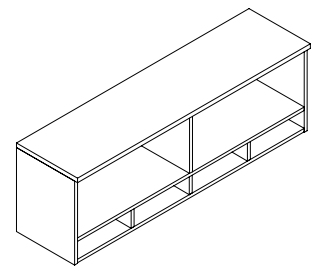
No Charge Options

- All standard laminate finishes available



SPECIAL NOTES

- Wall cleats must be secured to wood studs; metal studs not recommended without additional support



OVERALL SIZE

WIDTH	DEPTH	HEIGHT	PRICE <i>M1</i>
24"	15.75"	19.75"	\$958
30"	15.75"	19.75"	\$982
36"	15.75"	19.75"	\$1,005
42"	15.75"	19.75"	\$1,034
48"	15.75"	19.75"	\$1,062
54"	15.75"	19.75"	\$1,147
60"	15.75"	19.75"	\$1,174
66"	15.75"	19.75"	\$1,232
72"	15.75"	19.75"	\$1,430

Features & Specifications

No Charge Options

SPECIAL NOTES



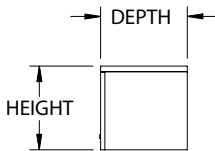
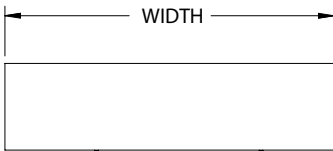
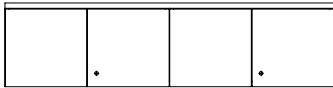
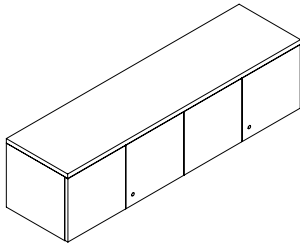
ORDER CODE SAMPLE

ITEM CODE	WIDTH	DEPTH	HEIGHT	LAMINATE
NZPPN	W60	D15.75	H19.75	<i>M1</i>

- 3/4" Thick LPL case construction
- Top overhangs gables by 3/4"
- Units over 42" wide include center divider and mail sorter is fixed with evenly spaced dividers
- French cleats included for wall mounting
- Laminate codes - *M1*: 1" LPL (top only)

- All standard laminate finishes available

- Wall cleats must be secured to wood studs; metal studs not recommended without additional support



OVERALL SIZE				
WIDTH	DEPTH	HEIGHT	# OF DOORS	PRICE M1
24"	15.75"	15"	2	\$890
30"	15.75"	15"	2	\$906
36"	15.75"	15"	2	\$925
42"	15.75"	15"	2	\$946
48"	15.75"	15"	4	\$1,031
54"	15.75"	15"	4	\$1,053
60"	15.75"	15"	4	\$1,076
66"	15.75"	15"	4	\$1,121
72"	15.75"	15"	4	\$1,167

Features & Specifications

- 3/4" Thick LPL case construction
- Finger pull, no handles
- Lock(s) and French cleats included for wall mounting
- Laminate codes - M1: 1" LPL (top only)

No Charge Options

- All standard laminate finishes available
- Specify lock option: BRC standard black 'LBB', silver 'LBS'

Optional Extra

- High pressure door fronts add code 'HF' and add \$371

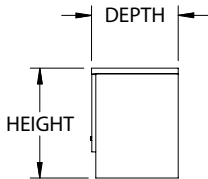
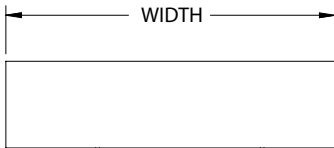
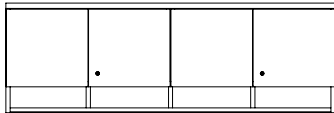
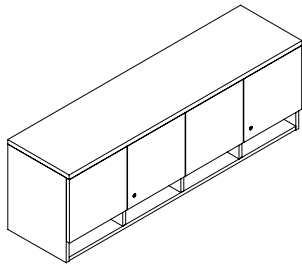


SPECIAL NOTES

- Wall cleats must be secured to wood studs; metal studs not recommended without additional support



ORDER CODE SAMPLE						
ITEM CODE	WIDTH	DEPTH	HEIGHT	LAMINATE	LOCK	OPTION
NZCLN	W24	D15.75	H15	M1	LBB	HF



OVERALL SIZE				
WIDTH	DEPTH	HEIGHT	# OF DOORS	PRICE M1
24"	15.75"	19.75"	2	\$1,288
30"	15.75"	19.75"	2	\$1,305
36"	15.75"	19.75"	2	\$1,322
42"	15.75"	19.75"	2	\$1,343
48"	15.75"	19.75"	4	\$1,429
54"	15.75"	19.75"	4	\$1,507
60"	15.75"	19.75"	4	\$1,530
66"	15.75"	19.75"	4	\$1,577
72"	15.75"	19.75"	4	\$1,621

Features & Specifications

- 3/4" Thick LPL case construction
- Finger pull, no handles
- Lock(s) and French cleats included for wall mounting
- Mail sorter is fixed with evenly spaced dividers
- Laminate codes - M1: 1" LPL (top only)

No Charge Options

- All standard laminate finishes available
- Specify lock option: BRC standard black 'LBB', silver 'LBS'

Optional Extra

- High pressure door fronts add code 'HF' and add \$371

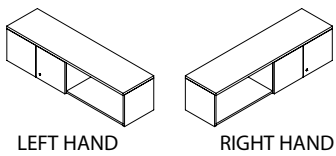
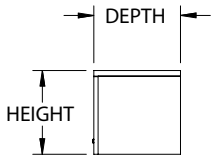
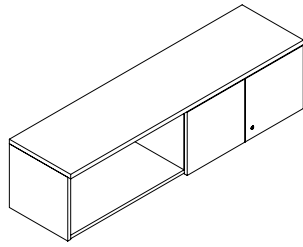


SPECIAL NOTES

- Wall cleats must be secured to wood studs; metal studs not recommended without additional support



ORDER CODE SAMPLE						
ITEM CODE	WIDTH	DEPTH	HEIGHT	LAMINATE	LOCK	OPTION
NZCPN	W24	D15.75	H19.75	M1	LBB	HF



OVERALL SIZE			
WIDTH	DEPTH	HEIGHT	PRICE M1
48"	15.75"	15"	\$962
54"	15.75"	15"	\$989
60"	15.75"	15"	\$1,014
66"	15.75"	15"	\$1,066
72"	15.75"	15"	\$1,118



ORDER CODE SAMPLE							
ITEM CODE	WIDTH	DEPTH	HEIGHT	LAMINATE	HAND	LOCK	OPTION
NZNaN	W48	D15.75	H15	M1	R	LBB	HF

Features & Specifications

- 3/4" Thick LPL case construction
- Unit is evenly split, half door(s) and half open storage
- Finger pull, no handles
- Lock(s) and French cleats included for wall mounting
- Laminate codes - M1: 1" LPL (top only)
- Specify handedness left 'L' or right 'R' when ordering

No Charge Options

- All standard laminate finishes available
- Specify lock option: BRC standard black 'LBB', silver 'LBS'

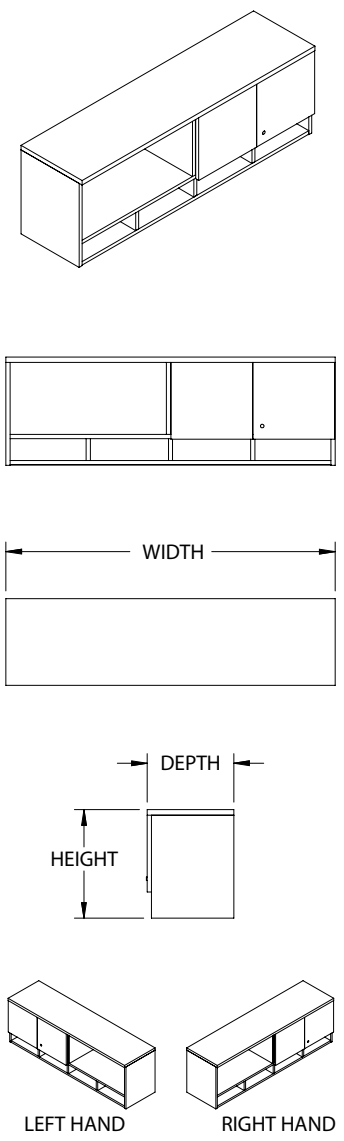
Optional Extra

- High pressure door fronts add code 'HF' and add \$187



SPECIAL NOTES

- Wall cleats must be secured to wood studs; metal studs not recommended without additional support



OVERALL SIZE			
WIDTH	DEPTH	HEIGHT	PRICE M1
48"	15.75"	19.75"	\$1,362
54"	15.75"	19.75"	\$1,444
60"	15.75"	19.75"	\$1,470
66"	15.75"	19.75"	\$1,522
72"	15.75"	19.75"	\$1,572

Features & Specifications

No Charge Options

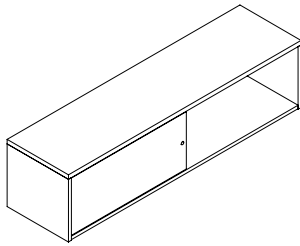
Optional Extra

SPECIAL NOTES

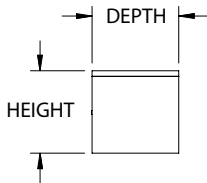
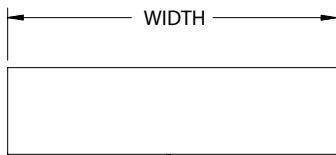
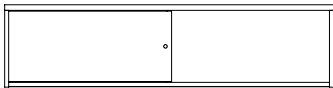


ORDER CODE SAMPLE							
ITEM CODE	WIDTH	DEPTH	HEIGHT	LAMINATE	HAND	LOCK	OPTION
NZPAN	W48	D15.75	H19.75	M1	R	LBB	HF

- 3/4" Thick LPL case construction
- Unit is evenly split and mail sorter is fixed with evenly spaced dividers
- Finger pull, no handles
- Lock(s) and French cleats included for wall mounting
- Laminate codes - M1: 1" LPL (top only)
- Specify handedness left 'L' or right 'R' when ordering
- All standard laminate finishes available
- Specify lock option: BRC standard black 'LBB', silver 'LBS'
- High pressure door fronts add code 'HF' and add \$187
- Wall cleats must be secured to wood studs; metal studs not recommended without additional support



! NOTE: BRC PUSH LOCK ONLY!



OVERALL SIZE			
WIDTH	DEPTH	HEIGHT	PRICE M1
48"	15.75"	15"	\$1,402
54"	15.75"	15"	\$1,430
60"	15.75"	15"	\$1,459
66"	15.75"	15"	\$1,515
72"	15.75"	15"	\$1,572



ORDER CODE SAMPLE						
ITEM CODE	WIDTH	DEPTH	HEIGHT	LAMINATE	LOCK	OPTION
NZSLN	W60	D15.75	H15	M1	LBS-P	MM

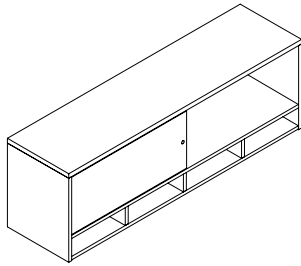
Features & Specifications

No Charge Options

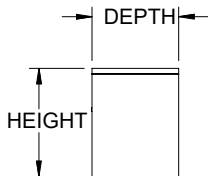
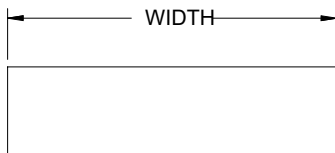
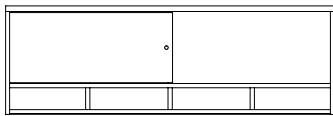
Optional Extra

! SPECIAL NOTES

- 3/4" Thick LPL case construction
- Unit is evenly split, half door(s) and half open storage
- Handles included on 3/4" thick laminate sliding door; not included when 'BP' has been specified
- Lock(s) and French cleats included for wall mounting
- Laminate codes - M1: 1" LPL (top only)
- All standard laminate finishes available
- Specify lock option: BRC standard black 'LBB-P', silver 'LBS-P'
- High pressure door front add code 'HF' and add \$94
- Add standard marker board to sliding door, specify code 'MB' and add \$128
- Add magnetic marker board to sliding door, specify code 'MM' and add \$230
- Add+L11 white back painted glass to sliding door, specify code 'BP' and add \$927
- Wall cleats must be secured to wood studs; metal studs not recommended without additional support



! NOTE: BRC PUSH LOCK ONLY!



OVERALL SIZE			
WIDTH	DEPTH	HEIGHT	PRICE M1
48"	15.75"	19.75"	\$1,800
54"	15.75"	19.75"	\$1,885
60"	15.75"	19.75"	\$1,912
66"	15.75"	19.75"	\$1,971
72"	15.75"	19.75"	\$2,027



ORDER CODE SAMPLE						
ITEM CODE	WIDTH	DEPTH	HEIGHT	LAMINATE	LOCK	OPTION
NZSPN	W60	D15.75	H19.75	M1	LBS-P	MM

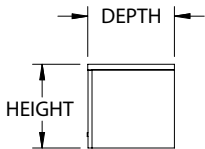
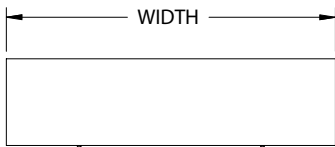
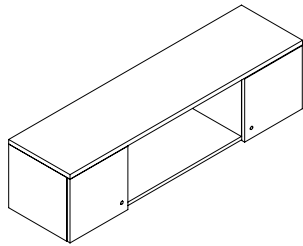
Features & Specifications

No Charge Options

Optional Extra

! SPECIAL NOTES

- 3/4" Thick LPL case construction
- Unit is evenly split and mail sorter is fixed with evenly spaced dividers
- Handles included on 3/4" thick laminate sliding door; not included when 'BP' has been specified
- Lock(s) and French cleats included for wall mounting
- Laminate codes - M1: 1" LPL (top only)
- All standard laminate finishes available
- Specify lock option: BRC standard black 'LBB-P', silver 'LBS-P'
- High pressure door front add code 'HF' and add \$94
- Add standard marker board to sliding door, specify code 'MB' and add \$128
- Add magnetic marker board to sliding door, specify code 'MM' and add \$230
- Add white back painted glass to sliding door, specify code 'BP' and add \$927
- Wall cleats must be secured to wood studs; metal studs not recommended without additional support



OVERALL SIZE			
WIDTH	DEPTH	HEIGHT	PRICE <i>M1</i>
48"	15.75"	15"	\$1,543
54"	15.75"	15"	\$1,572
60"	15.75"	15"	\$1,601
66"	15.75"	15"	\$1,658
72"	15.75"	15"	\$1,715



ORDER CODE SAMPLE						
ITEM CODE	WIDTH	DEPTH	HEIGHT	LAMINATE	LOCK	OPTION
NZCCN	W60	D15.75	H15	<i>M1</i>	<i>LBS</i>	<i>HF</i>

Features & Specifications

- 3/4" Thick LPL case construction
- Unit is symmetrical, half door(s) and half open storage
- Finger pull, no handles
- Lock(s) and French cleats included for wall mounting
- Laminate codes - *M1*: 1" LPL (top only)

No Charge Options

- All standard laminate finishes available
- Specify lock option: BRC standard black '*LBB*', silver '*LBS*'

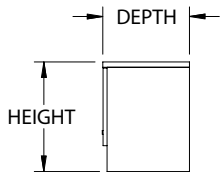
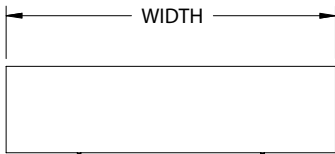
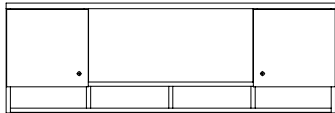
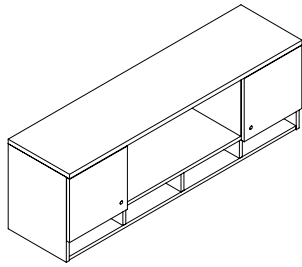
Optional Extra

- High pressure door fronts add code '*HF*' and add \$187



SPECIAL NOTES

- Wall cleats must be secured to wood studs; metal studs not recommended without additional support



OVERALL SIZE			
WIDTH	DEPTH	HEIGHT	PRICE <i>M1</i>
48"	15.75"	19.75"	\$1,942
54"	15.75"	19.75"	\$2,027
60"	15.75"	19.75"	\$2,055
66"	15.75"	19.75"	\$2,112
72"	15.75"	19.75"	\$2,169



ORDER CODE SAMPLE						
ITEM CODE	WIDTH	DEPTH	HEIGHT	LAMINATE	LOCK	OPTION
NZCBN	W60	D15.75	H19.75	<i>M1</i>	<i>LBS</i>	<i>HF</i>

Features & Specifications

- 3/4" Thick LPL case construction
- Unit is symmetrical and mail sorter is fixed with evenly spaced dividers
- Finger pull, no handles
- Lock(s) and French cleats included for wall mounting
- Laminate codes - *M1*: 1" LPL (top only)

No Charge Options

- All standard laminate finishes available
- Specify lock option: BRC standard black '*LBB*', silver '*LBS*'

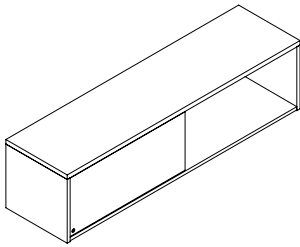
Optional Extra

- High pressure door fronts add code '*HF*' and add \$187

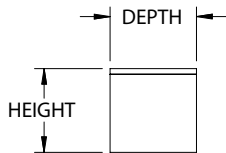
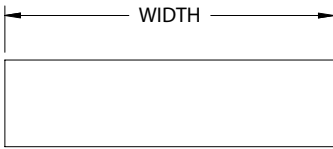
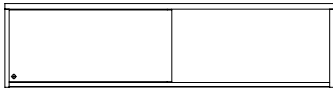


SPECIAL NOTES

- Wall cleats must be secured to wood studs; metal studs not recommended without additional support



! NOTE: BRC PUSH LOCK ONLY!



OVERALL SIZE			
WIDTH	DEPTH	HEIGHT	PRICE M1
48"	15.75"	15"	\$1,686
54"	15.75"	15"	\$1,715
60"	15.75"	15"	\$1,743
66"	15.75"	15"	\$1,800
72"	15.75"	15"	\$1,856



ORDER CODE SAMPLE					
ITEM CODE	WIDTH	DEPTH	HEIGHT	LAMINATE	OPTION
NZASN	W54	D15.75	H18	M1	CL

Features & Specifications

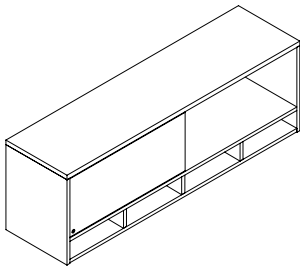
- 3/4" Thick LPL case construction
- Unit is evenly split, half door(s) and half open storage
- French cleats included for wall mounting
- Finger pull, single hole included on 6mm thick acrylic sliding door
- Product does not include lock and frosted acrylic is standard
- Laminate codes - M1: 1" LPL (top only)

No Charge Options

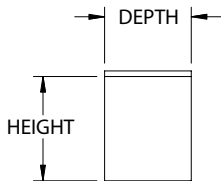
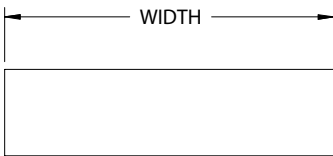
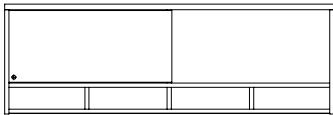
- All standard laminate finishes available
- Specify clear acrylic 'CL'

! SPECIAL NOTES

- Wall cleats must be secured to wood studs; metal studs not recommended without additional support



! NOTE: BRC PUSH LOCK ONLY!



OVERALL SIZE			
WIDTH	DEPTH	HEIGHT	PRICE <i>M1</i>
48"	15.75"	19.75"	\$2,083
54"	15.75"	19.75"	\$2,169
60"	15.75"	19.75"	\$2,197
66"	15.75"	19.75"	\$2,255
72"	15.75"	19.75"	\$2,312

Features & Specifications

No Charge Options

! SPECIAL NOTES

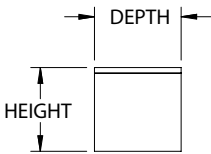
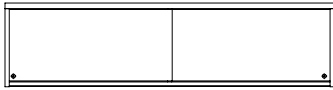
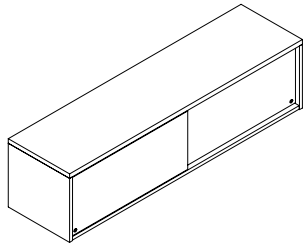


ORDER CODE SAMPLE					
ITEM CODE	WIDTH	DEPTH	HEIGHT	LAMINATE	OPTION
NZAPN	W54	D15.75	H24.25	<i>M1</i>	<i>CL</i>

- 3/4" Thick LPL case construction
- Unit is evenly split and mail sorter is fixed with evenly spaced dividers
- French cleats included for wall mounting
- Finger pull, single hole included on 6mm thick acrylic sliding door
- Product does not include lock and frosted acrylic is standard
- Laminate codes - *M1*: 1" LPL (top only)

- All standard laminate finishes available
- Specify clear acrylic '*CL*'

- Wall cleats must be secured to wood studs; metal studs not recommended without additional support



OVERALL SIZE			
WIDTH	DEPTH	HEIGHT	PRICE <i>M1</i>
48"	15.75"	15"	\$2,368
54"	15.75"	15"	\$2,396
60"	15.75"	15"	\$2,424
66"	15.75"	15"	\$2,480
72"	15.75"	15"	\$2,539



ORDER CODE SAMPLE					
ITEM CODE	WIDTH	DEPTH	HEIGHT	LAMINATE	OPTION
NZBSN	W54	D15.75	H15	<i>M1</i>	<i>CL</i>

Features & Specifications

- 3/4" Thick LPL case construction
- French cleats included for wall mounting
- Finger pull, single hole included on 6mm thick acrylic sliding door
- Frosted acrylic is standard
- Product does not include lock
- Laminate codes - *M1*: 1" LPL (top only)

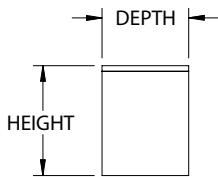
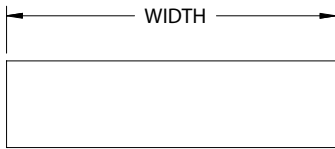
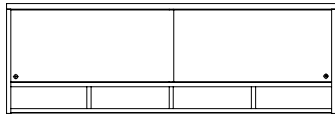
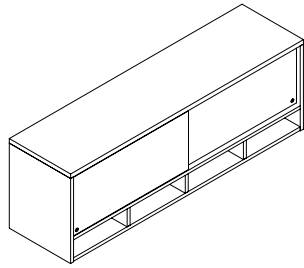
No Charge Options

- All standard laminate finishes available
- Specify clear acrylic '*CL*'



SPECIAL NOTES

- Wall cleats must be secured to wood studs; metal studs not recommended without additional support



OVERALL SIZE			
WIDTH	DEPTH	HEIGHT	PRICE <i>M1</i>
48"	15.75"	19.75"	\$2,766
54"	15.75"	19.75"	\$2,851
60"	15.75"	19.75"	\$2,880
66"	15.75"	19.75"	\$2,936
72"	15.75"	19.75"	\$2,992

Features & Specifications

No Charge Options



SPECIAL NOTES

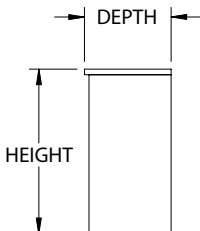
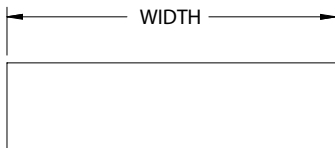
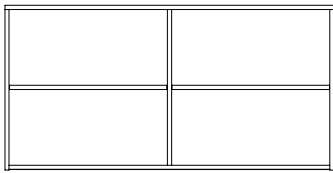
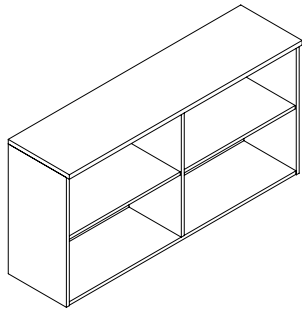


ORDER CODE SAMPLE					
ITEM CODE	WIDTH	DEPTH	HEIGHT	LAMINATE	OPTION
NZBPN	W54	D15.75	H19.75	<i>M1</i>	<i>CL</i>

- 3/4" Thick LPL case construction
- French cleats included for wall mounting
- Finger pull, single hole included on 6mm thick acrylic sliding door
- Product does not include lock and frosted acrylic is standard
- Mail sorter is fixed with evenly spaced dividers
- Laminate codes - *M1*: 1" LPL (top only)

- All standard laminate finishes available
- Specify clear acrylic '*CL*'

- Wall cleats must be secured to wood studs; metal studs not recommended without additional support



OVERALL SIZE

WIDTH	DEPTH	HEIGHT	PRICE <i>M1</i>
24"	15.75"	30"	\$845
30"	15.75"	30"	\$866
36"	15.75"	30"	\$890
42"	15.75"	30"	\$1,062
48"	15.75"	30"	\$1,362
54"	15.75"	30"	\$1,567
60"	15.75"	30"	\$1,630
66"	15.75"	30"	\$1,719
72"	15.75"	30"	\$1,810



ORDER CODE SAMPLE

ITEM CODE	WIDTH	DEPTH	HEIGHT	LAMINATE
NZODN	W24	D15.75	H30	<i>M1</i>

Features & Specifications

- 3/4" Thick LPL case construction
- Top overhangs gables by 3/4"
- Units over 42" wide include center divider
- French cleats included for wall mounting
- One 3/4" thick adjustable shelf per storage space
- Laminate codes - *M1*: 1" LPL (top only)

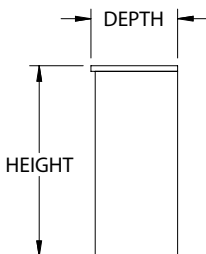
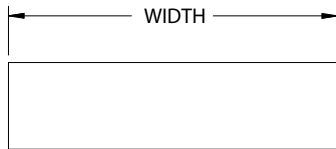
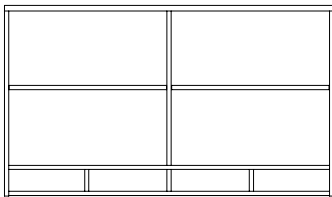
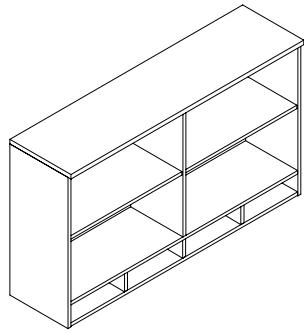
No Charge Options

- All standard laminate finishes available



SPECIAL NOTES

- Wall cleats must be secured to wood studs; metal studs not recommended without additional support



OVERALL SIZE

WIDTH	DEPTH	HEIGHT	PRICE <i>M1</i>
24"	15.75"	34.75"	\$1,242
30"	15.75"	34.75"	\$1,266
36"	15.75"	34.75"	\$1,288
42"	15.75"	34.75"	\$1,459
48"	15.75"	34.75"	\$1,759
54"	15.75"	34.75"	\$2,020
60"	15.75"	34.75"	\$2,083
66"	15.75"	34.75"	\$2,175
72"	15.75"	34.75"	\$2,264

Features & Specifications

No Charge Options



SPECIAL NOTES



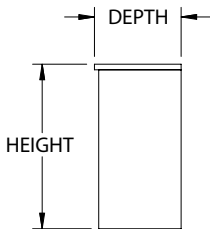
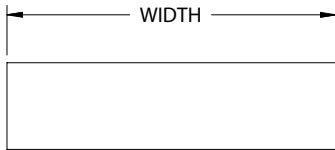
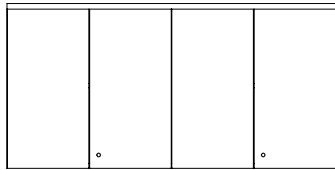
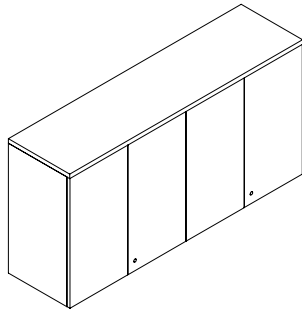
ORDER CODE SAMPLE

ITEM CODE	WIDTH	DEPTH	HEIGHT	LAMINATE
NZPDN	W24	D15.75	H34.75	<i>M1</i>

- 3/4" Thick LPL case construction
- Top overhangs gables by 3/4"
- Units over 42" wide include center divider and mail sorter is fixed with evenly spaced dividers
- French cleats included for wall mounting
- One 3/4" thick adjustable shelf per storage space
- Laminate codes - *M1*: 1" LPL (top only)

- All standard laminate finishes available

- Wall cleats must be secured to wood studs; metal studs not recommended without additional support



OVERALL SIZE

WIDTH	DEPTH	HEIGHT	# OF DOORS	PRICE M1
24"	15.75"	30"	2	\$1,346
30"	15.75"	30"	2	\$1,365
36"	15.75"	30"	2	\$1,385
42"	15.75"	30"	2	\$1,408
48"	15.75"	30"	4	\$1,432
54"	15.75"	30"	4	\$1,902
60"	15.75"	30"	4	\$1,928
66"	15.75"	30"	4	\$1,978
72"	15.75"	30"	4	\$2,029



ORDER CODE SAMPLE

ITEM CODE	WIDTH	DEPTH	HEIGHT	LAMINATE	LOCK	OPTION
NZCDN	W24	D15.75	H30	M1	LBS	HF

Features & Specifications

- 3/4" Thick LPL case construction
- Finger pull, no handles
- Lock(s) and French cleats included for wall mounting
- One 3/4" thick adjustable shelf per storage space
- Laminate codes - M1: 1" LPL (top only)
- All standard laminate finishes available
- Specify lock option: BRC standard black 'LBB', silver 'LBS'

No Charge Options

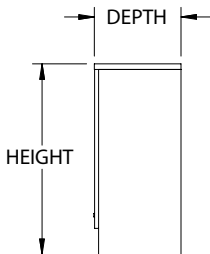
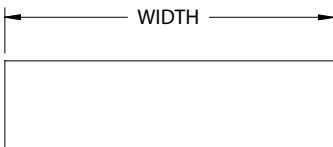
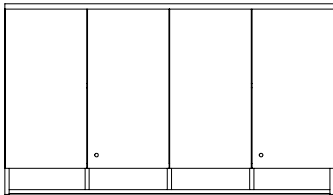
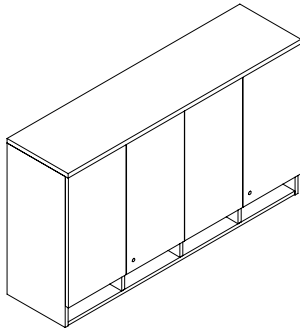
Optional Extra

- High pressure door fronts add code 'HF' and add \$371



SPECIAL NOTES

- Wall cleats must be secured to wood studs; metal studs not recommended without additional support



OVERALL SIZE				
WIDTH	DEPTH	HEIGHT	# OF DOORS	PRICE <i>M1</i>
24"	15.75"	34.75"	2	\$1,745
30"	15.75"	34.75"	2	\$1,763
36"	15.75"	34.75"	2	\$1,782
42"	15.75"	34.75"	2	\$1,806
48"	15.75"	34.75"	4	\$1,831
54"	15.75"	34.75"	4	\$2,355
60"	15.75"	34.75"	4	\$2,381
66"	15.75"	34.75"	4	\$2,433
72"	15.75"	34.75"	4	\$2,485



ORDER CODE SAMPLE						
ITEM CODE	WIDTH	DEPTH	HEIGHT	LAMINATE	LOCK	OPTION
NZPEN	W24	D15.75	H34.75	<i>M1</i>	<i>LBS</i>	<i>HF</i>

Features & Specifications

- 3/4" Thick LPL case construction
- Finger pull, no handles
- Lock(s) and French cleats included for wall mounting
- Mail sorter is fixed with evenly spaced dividers
- One 3/4" thick adjustable shelf per storage space
- Laminate codes - *M1*: 1" LPL (top only)

No Charge Options

- All standard laminate finishes available
- Specify lock option: BRC standard black '*LBB*', silver '*LBS*'

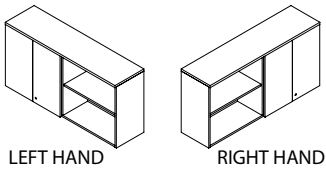
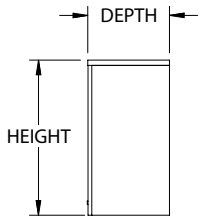
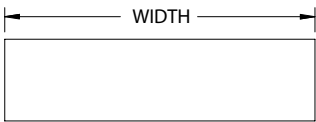
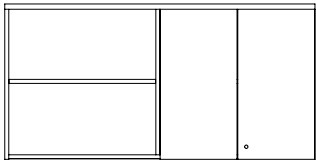
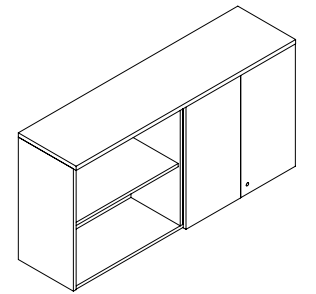
Optional Extra

- High pressure door fronts add code '*HF*' and add \$371



SPECIAL NOTES

- Wall cleats must be secured to wood studs; metal studs not recommended without additional support



OVERALL SIZE			
WIDTH	DEPTH	HEIGHT	PRICE M1
48"	15.75"	30"	\$1,288
54"	15.75"	30"	\$1,743
60"	15.75"	30"	\$1,770
66"	15.75"	30"	\$1,824
72"	15.75"	30"	\$1,877

Features & Specifications

No Charge Options

Optional Extra



SPECIAL NOTES

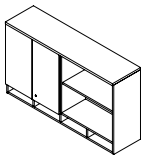
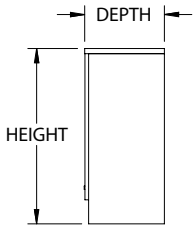
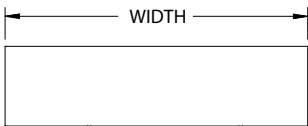
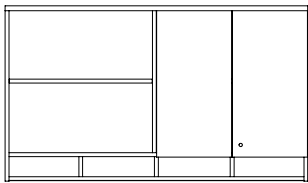
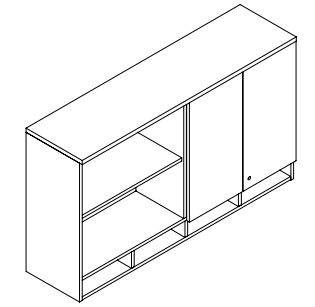


ORDER CODE SAMPLE							
ITEM CODE	WIDTH	DEPTH	HEIGHT	LAMINATE	HAND	LOCK	OPTION
NZFAN	W48	D15.75	H30	M1	R	LBB	HF

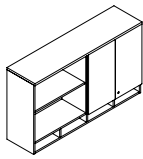
- 3/4" Thick LPL case construction
- Unit is evenly split
- Finger pull, no handles
- Lock(s) and French cleats included for wall mounting
- One 3/4" thick adjustable shelf per storage space
- Laminate codes - M1: 1" LPL (top only)
- Specify handedness left 'L' or right 'R' when ordering

- All standard laminate finishes available
- Specify lock option: BRC standard black 'LBB', silver 'LBS'
- High pressure door fronts add code 'HF' and add \$187

- Wall cleats must be secured to wood studs; metal studs not recommended without additional support



LEFT HAND



RIGHT HAND

Features & Specifications

No Charge Options

Optional Extra



SPECIAL NOTES

OVERALL SIZE

WIDTH	DEPTH	HEIGHT	PRICE M1
48"	15.75"	34.75"	\$1,686
54"	15.75"	34.75"	\$2,197
60"	15.75"	34.75"	\$2,224
66"	15.75"	34.75"	\$2,278
72"	15.75"	34.75"	\$2,331



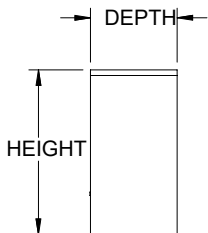
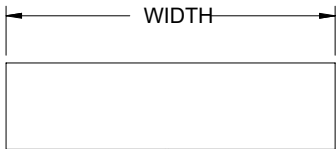
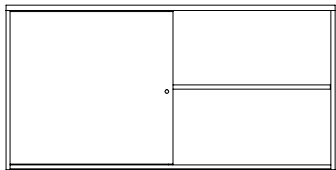
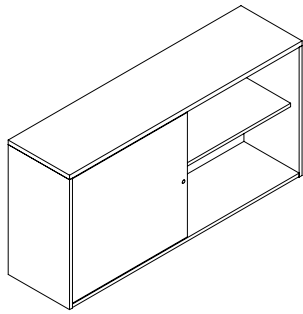
ORDER CODE SAMPLE

ITEM CODE	WIDTH	DEPTH	HEIGHT	LAMINATE	HAND	LOCK	OPTION
NZGAN	W48	D15.75	H38.25	M1	R	LBB	HF

- 3/4" Thick LPL case construction
- Unit is evenly split and mail sorter is fixed with evenly spaced dividers
- Finger pull, no handles
- Lock(s) and French cleats included for wall mounting
- One 3/4" thick adjustable shelf per storage space
- Laminate codes - M1: 1" LPL (top only)
- Specify handedness left 'L' or right 'R' when ordering

- All standard laminate finishes available
- Specify lock option: BRC standard black 'LBB', silver 'LBS'
- High pressure door fronts add code 'HF' and add \$187

- Wall cleats must be secured to wood studs; metal studs not recommended without additional support



OVERALL SIZE			
WIDTH	DEPTH	HEIGHT	PRICE M1
48"	15.75"	30"	\$2,197
54"	15.75"	30"	\$2,227
60"	15.75"	30"	\$2,255
66"	15.75"	30"	\$2,312
72"	15.75"	30"	\$2,368



ORDER CODE SAMPLE						
ITEM CODE	WIDTH	DEPTH	HEIGHT	LAMINATE	LOCK	OPTION
NZSDN	W60	D15.75	H30	M1	LBS-P	MB

Features & Specifications

No Charge Options

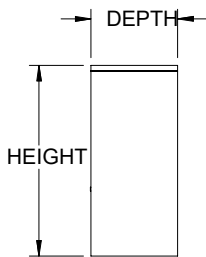
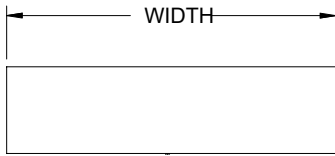
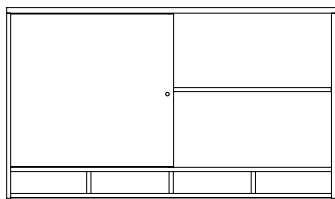
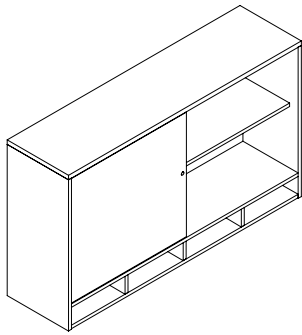
Optional Extra



SPECIAL NOTES

- 3/4" Thick LPL case construction
- Unit is evenly split
- Handles included on 3/4" thick laminate sliding door; not included when 'BP' has been specified
- Lock(s) and French cleats included for wall mounting
- One 3/4" thick adjustable shelf per storage space
- Laminate codes - M1: 1" LPL (top only)
- All standard laminate finishes available
- Specify lock option: BRC standard black 'LBB-P', silver 'LBS-P'
- High pressure door front add code 'HF' and add \$94
- Add standard marker board to sliding door, specify code 'MB' and add \$249
- Add magnetic marker board to sliding door, specify code 'MM' and add \$438
- Add white back painted glass to sliding door, specify code 'BP' and add \$1,663
- Wall cleats must be secured to wood studs; metal studs not recommended without additional support





OVERALL SIZE			
WIDTH	DEPTH	HEIGHT	PRICE M1
48"	15.75"	34.75"	\$2,595
54"	15.75"	34.75"	\$2,680
60"	15.75"	34.75"	\$2,709
66"	15.75"	34.75"	\$2,766
72"	15.75"	34.75"	\$2,823

Features & Specifications

No Charge Options

Optional Extra

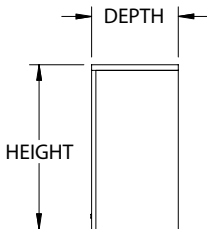
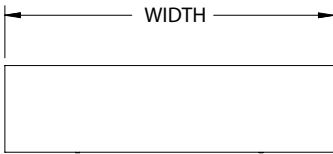
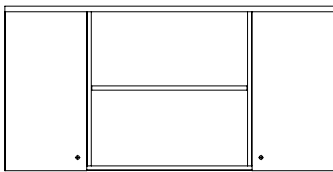
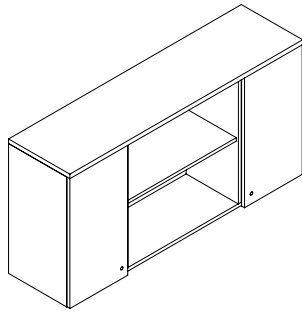


SPECIAL NOTES



ORDER CODE SAMPLE						
ITEM CODE	WIDTH	DEPTH	HEIGHT	LAMINATE	LOCK	OPTION
NZDPN	W60	D15.75	H34.75	M1	LBS	MB

- 3/4" Thick LPL case construction
- Unit is evenly split and mail sorter is fixed with evenly spaced dividers
- Handles included on 3/4" thick laminate sliding door; not included when 'BP' has been specified
- Lock(s) and French cleats included for wall mounting
- One 3/4" thick adjustable shelf per storage space
- Laminate codes - M1: 1" LPL (top only)
- All standard laminate finishes available
- Specify lock option: BRC standard black 'LBB-P', silver 'LBS-P'
- High pressure door front add code 'HF' and add \$94
- Add standard marker board to sliding door, specify code 'MB' and add \$249
- Add magnetic marker board to sliding door, specify code 'MM' and add \$438
- Add white back painted glass to sliding door, specify code 'BP' and add \$1,663
- Wall cleats must be secured to wood studs; metal studs not recommended without additional support



OVERALL SIZE			
WIDTH	DEPTH	HEIGHT	PRICE M1
48"	15.75"	30"	\$1,942
54"	15.75"	30"	\$2,368
60"	15.75"	30"	\$2,396
66"	15.75"	30"	\$2,453
72"	15.75"	30"	\$2,509



ORDER CODE SAMPLE						
ITEM CODE	WIDTH	DEPTH	HEIGHT	LAMINATE	LOCK	OPTION
NZCEN	W60	D15.75	H30	M1	LBS	HF

Features & Specifications

- 3/4" Thick LPL case construction
- Unit is symmetrical
- Finger pull, no handles
- Lock(s) and French cleats included for wall mounting
- One 3/4" thick adjustable shelf per storage space
- Laminate codes - M1: 1" LPL (top only)

No Charge Options

- All standard laminate finishes available
- Specify lock option: BRC standard black 'LBB', silver 'LBS'

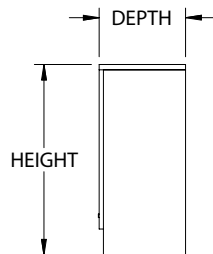
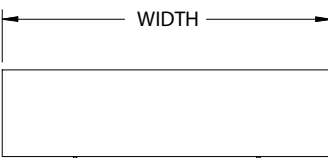
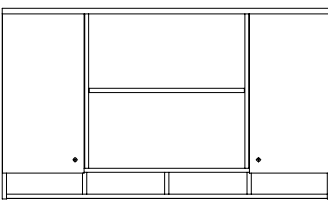
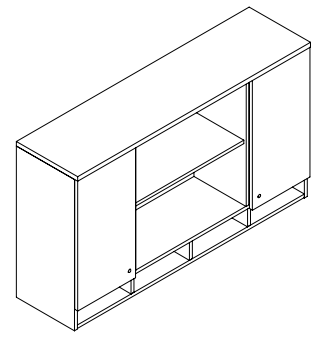
Optional Extra

- High pressure door fronts add code 'HF' and add \$187



SPECIAL NOTES

- Wall cleats must be secured to wood studs; metal studs not recommended without additional support



OVERALL SIZE

WIDTH	DEPTH	HEIGHT	PRICE <i>M1</i>
48"	15.75"	34.75"	\$2,339
54"	15.75"	34.75"	\$2,823
60"	15.75"	34.75"	\$2,851
66"	15.75"	34.75"	\$2,908
72"	15.75"	34.75"	\$2,965



ORDER CODE SAMPLE

ITEM CODE	WIDTH	DEPTH	HEIGHT	LAMINATE	LOCK	OPTION
NZCHN	W60	D15.75	H34.75	<i>M1</i>	<i>LBS</i>	<i>HF</i>

Features & Specifications

- 3/4" Thick LPL case construction
- Unit is symmetrical and mail sorter is fixed with evenly spaced dividers
- Finger pull, no handles
- Lock(s) and French cleats included for wall mounting
- One 3/4" thick adjustable shelf per storage space
- Laminate codes - *M1*: 1" LPL (top only)

No Charge Options

- All standard laminate finishes available
- Specify lock option: BRC standard black '*LBB*', silver '*LBS*'

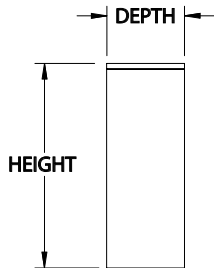
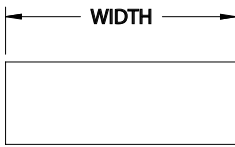
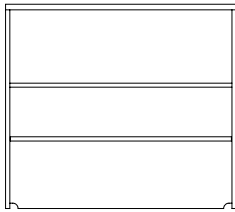
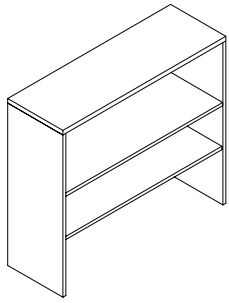
Optional Extra

- High pressure door fronts add code '*HF*' and add \$187



SPECIAL NOTES

- Wall cleats must be secured to wood studs; metal studs not recommended without additional support



Features & Specifications

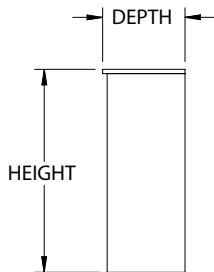
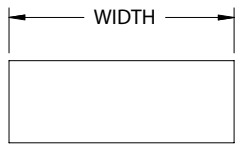
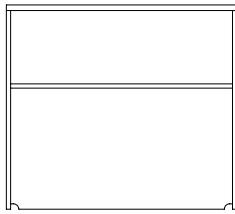
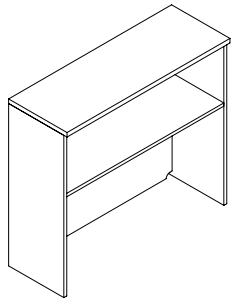
No Charge Options

OVERALL SIZE				LAMINATE
WIDTH	DEPTH	HEIGHT	# OF SHELVES	PRICE M1
24"	15"	37"	2 ADJUSTABLE	\$712
30"	15"	37"	2 ADJUSTABLE	\$721
36"	15"	37"	2 ADJUSTABLE	\$766
42"	15"	37"	2 ADJUSTABLE	\$810
24"	15"	43"	2 ADJUSTABLE	\$978
30"	15"	43"	2 ADJUSTABLE	\$983
36"	15"	43"	2 ADJUSTABLE	\$1,035
42"	15"	43"	2 ADJUSTABLE	\$1,074



ORDER CODE SAMPLE				
ITEM CODE	WIDTH	DEPTH	HEIGHT	LAMINATE
NKOB	W24	D15.75	H37	M1

- 3/4" Thick LPL case construction
 - Top flush with gables
 - Two 3/4" thick adjustable shelves in storage space
 - Laminate codes - M1: 1" LPL (top only)
-
- All standard laminate finishes available



Features & Specifications

No Charge Options

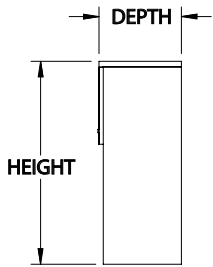
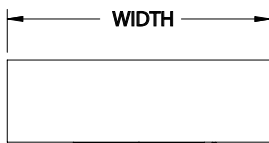
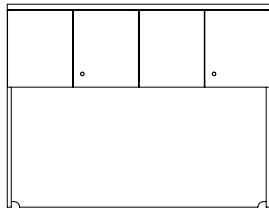
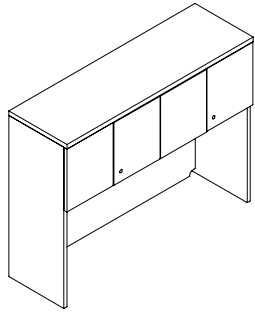
Optional Extra

OVERALL SIZE				LAMINATE
WIDTH	DEPTH	HEIGHT	# OF SHELVES	PRICE M1
24"	15"	37"	1 FIXED	\$569
30"	15"	37"	1 FIXED	\$585
36"	15"	37"	1 FIXED	\$596
42"	15"	37"	1 FIXED	\$641
48"	15"	37"	1 FIXED	\$729
54"	15"	37"	1 FIXED	\$789
60"	15"	37"	1 FIXED	\$809
66"	15"	37"	1 FIXED	\$837
72"	15"	37"	1 FIXED	\$1,218
78"	15"	37"	1 FIXED	\$1,288
84"	15"	37"	1 FIXED	\$1,376
24"	15"	43"	1 FIXED	\$826
30"	15"	43"	1 FIXED	\$848
36"	15"	43"	1 FIXED	\$866
42"	15"	43"	1 FIXED	\$906
48"	15"	43"	1 FIXED	\$994
54"	15"	43"	1 FIXED	\$1,123
60"	15"	43"	1 FIXED	\$1,143
66"	15"	43"	1 FIXED	\$1,173
72"	15"	43"	1 FIXED	\$1,555
78"	15"	43"	1 FIXED	\$1,623
84"	15.75"	43"	1 FIXED	\$1,714



ORDER CODE SAMPLE					
ITEM CODE	WIDTH	DEPTH	HEIGHT	LAMINATE	OPTION
NKOHD	W24	D15.75	H37	M1	L

- 3/4" Thick LPL case construction
 - Top overhangs gables by 3/4"
 - Units over 42" wide include center divider
 - 22" Clearance from table for 37" height; 28" Clearance from table for 43" height
 - Laminate codes - M1: 1" LPL (top only)
 - Full gables are standard unless 'L' or 'R' option is added
- No Charge Options
- All standard laminate finishes available
- Optional Extra
- Recessed gable left add code 'L' add \$200
 - Recessed gable right add code 'R' add \$200



OVERALL SIZE				
WIDTH	DEPTH	HEIGHT	# OF DOORS	PRICE M1
24"	15"	37"	2	\$724
30"	15"	37"	2	\$730
36"	15"	37"	2	\$826
42"	15"	37"	2	\$870
48"	15"	37"	4	\$966
54"	15"	37"	4	\$1,137
60"	15"	37"	4	\$1,182
66"	15"	37"	4	\$1,202
72"	15"	37"	4	\$1,468
78"	15"	37"	6	\$1,535
84"	15"	37"	6	\$1,613
24"	15"	43"	2	\$1,133
30"	15"	43"	2	\$1,144
36"	15"	43"	2	\$1,259
42"	15"	43"	2	\$1,300
48"	15"	43"	4	\$1,399
54"	15"	43"	4	\$1,643
60"	15"	43"	4	\$1,686
66"	15"	43"	4	\$1,703
72"	15"	43"	4	\$1,971
78"	15"	43"	6	\$2,038
84"	15"	43"	6	\$2,118

Features & Specifications



ORDER CODE SAMPLE						
ITEM CODE	WIDTH	DEPTH	HEIGHT	LAMINATE	LOCK	OPTION
NKNHD	W24	D15	H37	M1	LBS	L HF

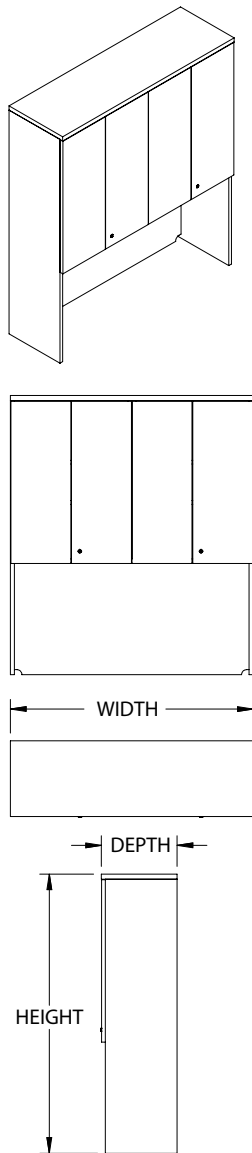
- 3/4" Thick LPL case construction
- 22" Clearance from table for 37" height; 28" Clearance from table for 43" height
- Includes lock(s)
- Laminate codes - M1: 1" LPL (top only)
- Full gables are standard unless 'L' or 'R' option is added

No Charge Options

- All standard laminate finishes available
- Specify lock option: BRC standard black 'LBB', silver 'LBS'

Optional Extra

- High pressure door fronts add code 'HF' and add \$371
- Recessed gable left add code 'L' add \$200
- Recessed gable right add code 'R' add \$200



OVERALL SIZE				
WIDTH	DEPTH	HEIGHT	# OF DOORS	PRICE <i>M1</i>
24"	15"	55"	2	\$1,662
30"	15"	55"	2	\$1,672
36"	15"	55"	2	\$1,730
42"	15"	55"	2	\$1,774
48"	15"	55"	4	\$1,871
54"	15"	55"	4	\$2,122
60"	15"	55"	4	\$2,165
66"	15"	55"	4	\$2,186
72"	15"	55"	4	\$2,454
78"	15"	55"	6	\$2,524
84"	15"	55"	6	\$2,607

Features & Specifications



ORDER CODE SAMPLE						
ITEM CODE	WIDTH	DEPTH	HEIGHT	LAMINATE	LOCK	OPTION
NKNDD	W24	D15	H55	<i>M1</i>	<i>LBS</i>	<i>HF</i>

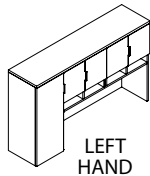
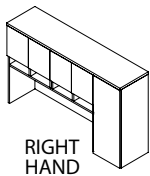
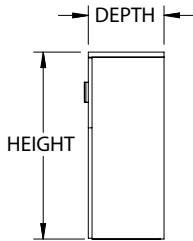
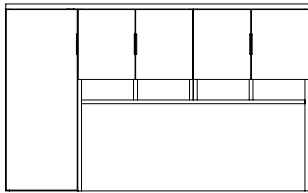
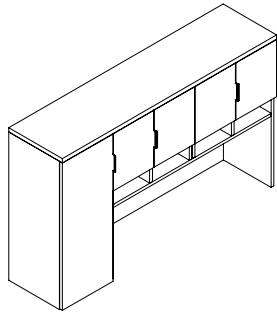
- 3/4" Thick LPL case construction
- 25" Clearance from table for 55" height
- Includes lock(s)
- One 3/4" thick adjustable shelf in storage space
- Laminate codes - *M1*: 1" LPL (top only)
- Full gables are standard unless 'L' or 'R' option is added

No Charge Options

- All standard laminate finishes available
- Specify lock option: BRC standard black '*LBB*', silver '*LBS*'

Optional Extra

- High pressure door fronts add code '*HF*' and add \$371
- Recessed gable left add code '*L*' add \$200
- Recessed gable right add code '*R*' add \$200



Features & Specifications

No Charge Options

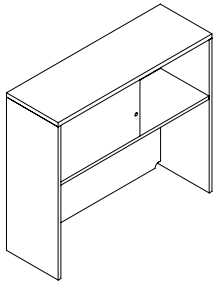
Optional Extra

OVERALL SIZE			LAMINATE	
WIDTH	DEPTH	HEIGHT	PRICE M3	PRICE M1
60"	15"	43"	\$3,235	\$3,257
66"	15"	43"	\$3,278	\$3,298
72"	15"	43"	\$3,786	\$3,806
78"	15"	43"	\$3,919	\$3,941
84"	15"	43"	\$4,077	\$4,099

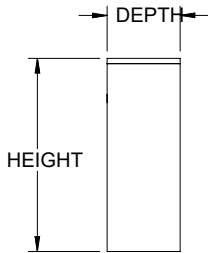
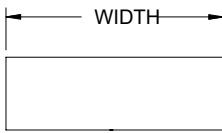
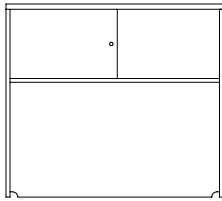


ORDER CODE SAMPLE							
ITEM CODE	WIDTH	DEPTH	HEIGHT	LAMINATE	HAND	LOCK	OPTION
NKNAD	W24	D15	H43	M1	L	LBB	HF R

- 3/4" Thick LPL case construction; Includes lock(s); double sided tape included for securing to desk
 - 28" Clearance from table for 43" height
 - Units 60-72" wide have 4 doors total, 78-80" wide have 6 doors total, equally divided
 - Mail sorter is fixed with evenly spaced dividers
 - Wardrobe includes coat hook; tackboard not included
 - Laminate codes - M3: 3/4" LPL, M1: 1" LPL (top only)
 - Specify handedness left 'L' or right 'R' when ordering
- No Charge Options
- All standard laminate finishes available
 - Specify lock option: BRC standard black 'LBB', silver 'LBS'
- Optional Extra
- High pressure door fronts add code 'HF' and add \$464
 - Recessed gable left add code 'L' add \$200
 - Recessed gable right add code 'R' add \$200



NOTE: BRC PUSH LOCK ONLY!



OVERALL SIZE			
WIDTH	DEPTH	HEIGHT	PRICE <i>M1</i>
42"	15"	37"	\$1,895
48"	15"	37"	\$1,949
54"	15"	37"	\$1,998
60"	15"	37"	\$2,068
66"	15"	37"	\$2,138
72"	15"	37"	\$2,189
78"	15"	37"	\$2,297
84"	15"	37"	\$2,406
42"	15"	43"	\$2,328
48"	15"	43"	\$2,385
54"	15"	43"	\$2,499
60"	15"	43"	\$2,571
66"	15"	43"	\$2,639
72"	15"	43"	\$2,692
78"	15"	43"	\$2,801
84"	15"	43"	\$2,911



ORDER CODE SAMPLE						
ITEM CODE	WIDTH	DEPTH	HEIGHT	LAMINATE	LOCK	OPTION
NKNSD	W42	D15	H37	<i>M1</i>	<i>LBB-P</i>	<i>MB</i>

Features & Specifications

- 3/4" Thick LPL case construction
- Unit is evenly split, half door(s) and half open storage
- 22" Clearance from table for 37" height; 28" Clearance from table for 43" height
- Handles included on 3/4" thick laminate sliding door; not included when 'BP' has been specified
- Includes lock(s)
- Laminate codes - *M1*: 1" LPL (top only)


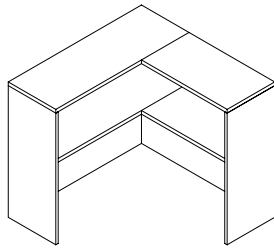
No Charge Options

- All standard laminate finishes available
- Specify lock option: BRC standard black '*LBB-P*', silver '*LBS-P*'

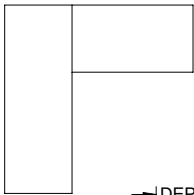
Optional Extra

- High pressure door front add code '*HF*' and add \$94
- Add standard marker board to sliding door, specify code '*MB*' and add \$136
- Add magnetic marker board to sliding door, specify code '*MM*' and add \$242
- Add white back painted glass to sliding door, specify code '*BP*' and add \$973

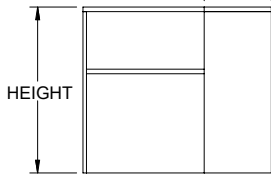




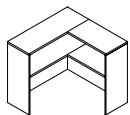
WIDTH



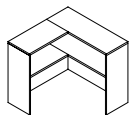
DEPTH



HEIGHT



MAIN LEFT



MAIN RIGHT

Features & Specifications

No Charge Options

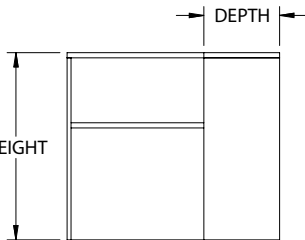


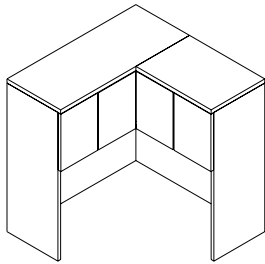
Optional Extra

OVERALL SIZE			
WIDTH	DEPTH	HEIGHT	PRICE <i>M1</i>
36"	15"	37"	\$1,083
42"	15"	37"	\$1,162
48"	15"	37"	\$1,379
36"	15"	43"	\$1,624
42"	15"	43"	\$1,703
48"	15"	43"	\$1,922



ORDER CODE SAMPLE						
ITEM CODE	WIDTH	DEPTH	HEIGHT	LAMINATE	HAND	OPTION
NKNOD	W36	D15	H37	<i>M1</i>	<i>ML</i>	<i>L</i>

- 3/4" Thick LPL case construction
 - Top overhangs gables by 3/4"
 - 22" Clearance from table for 37" height; 28" Clearance from table for 43" height
 - Laminate codes - *M1*: 1" LPL (top only)
 - Specify main left or main right '*ML*' or '*MR*'
 - Full gables are standard unless '*L*' or '*R*' option is added
- No Charge Options
- All standard laminate finishes available
- Optional Extra
- Recessed gable left add code '*L*' add \$200
 - Recessed gable right add code '*R*' add \$200



MAIN LEFT SHOWN

OVERALL SIZE			
WIDTH	DEPTH	HEIGHT	PRICE <i>M1</i>
36"	15"	37"	\$1,443
42"	15"	37"	\$1,604
48"	15"	37"	\$1,664
36"	15"	43"	\$1,984
42"	15"	43"	\$2,145
48"	15"	43"	\$2,205



ORDER CODE SAMPLE							
ITEM CODE	WIDTH	DEPTH	HEIGHT	LAMINATE	LOCK	HAND	OPTION
NKNCD	W36	D15	H37	<i>M1</i>	<i>LBB</i>	<i>MR</i>	<i>R</i>

Features & Specifications

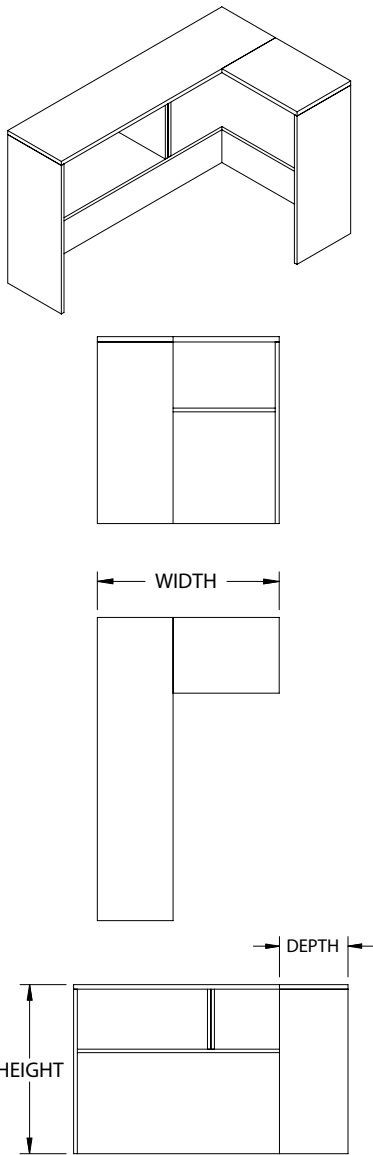
- 3/4" Thick LPL case construction
- 22" Clearance from table for 37" height; 28" Clearance from table for 43" height
- Includes lock(s)
- Laminate codes - *M1*: 1" LPL (top only)
- Specify main left or main right '*ML*' or '*MR*'
- Full gables are standard unless '*L*' or '*R*' option is added

No Charge Options

- All standard laminate finishes available
- Specify lock option: BRC standard black '*LBB*', silver '*LBS*'

Optional Extra

- High pressure door fronts add code '*HF*' and add \$557
- Recessed gable left add code '*L*' add \$200
- Recessed gable right add code '*R*' add \$200



MAIN LEFT SHOWN

Features & Specifications

No Charge Options

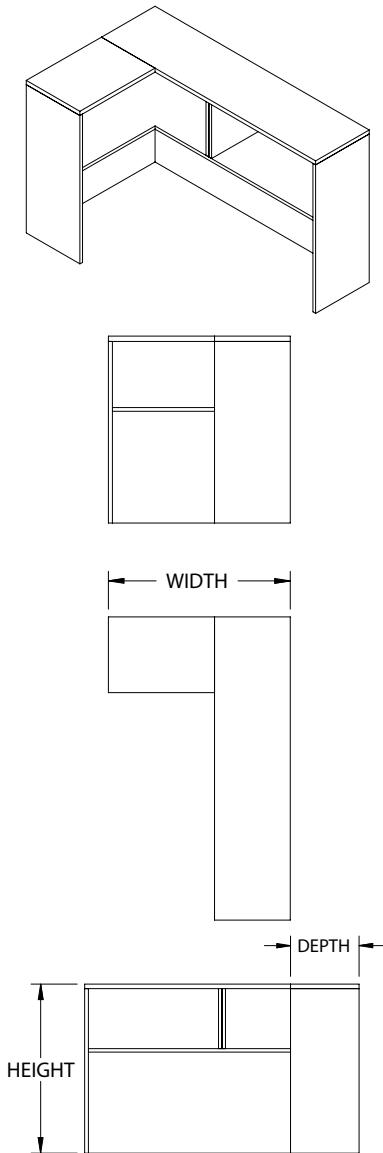
Optional Extra

OVERALL SIZE			
WIDTH	DEPTH	HEIGHT	PRICE <i>M1</i>
60"	36"	37"	\$1,302
66"	36"	37"	\$1,402
72"	36"	37"	\$1,654
78"	36"	37"	\$1,903
84"	36"	37"	\$2,101
60"	36"	43"	\$1,983
66"	36"	43"	\$2,087
72"	36"	43"	\$2,336
78"	36"	43"	\$2,584
84"	36"	43"	\$2,783



ORDER CODE SAMPLE						
ITEM CODE	WIDTH	DEPTH	HEIGHT	LAMINATE	HAND	OPTION
NKNLD	W60	D36	H37	M3	ML	R

- 3/4" Thick LPL case construction
 - Top overhangs gables by 3/4"
 - 22" Clearance from table for 37" height; 28" Clearance from table for 43" height
 - Laminate codes - *M1*: 1" LPL (top only)
 - Specify main left or main right '*ML*' or '*MR*'
 - Full gables are standard unless '*L*' or '*R*' option is added
- No Charge Options
- All standard laminate finishes available
- Optional Extra
- Recessed gable left add code '*L*' add \$200
 - Recessed gable right add code '*R*' add \$200



OVERALL SIZE			
WIDTH	DEPTH	HEIGHT	PRICE <i>M1</i>
60"	36"	37"	\$1,302
66"	36"	37"	\$1,402
72"	36"	37"	\$1,654
78"	36"	37"	\$1,903
84"	36"	37"	\$2,101
60"	36"	43"	\$1,983
66"	36"	43"	\$2,087
72"	36"	43"	\$2,336
78"	36"	43"	\$2,584
84"	36"	43"	\$2,783

Features & Specifications



ORDER CODE SAMPLE					
ITEM CODE	WIDTH	DEPTH	HEIGHT	LAMINATE	OPTION
NKNRD	W60	D36	H37	<i>M1</i>	<i>L</i>

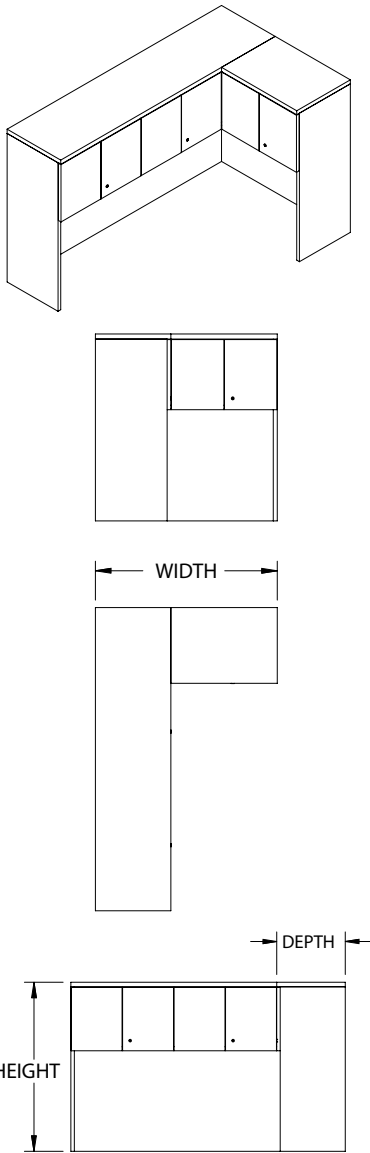
- 3/4" Thick LPL case construction
- Top overhangs gables by 3/4"
- 22" Clearance from table for 37" height; 28" Clearance from table for 43" height
- Laminate codes - *M1*: 1" LPL (top only)
- Full gables are standard unless '*L*' or '*R*' option is added

No Charge Options

- All standard laminate finishes available

Optional Extra

- Recessed gable left add code '*L*' add \$200
- Recessed gable right add code '*R*' add \$200



OVERALL SIZE			
WIDTH	DEPTH	HEIGHT	PRICE M1
60"	36"	37"	\$1,792
66"	36"	37"	\$1,803
72"	36"	37"	\$2,071
78"	36"	37"	\$2,382
84"	36"	37"	\$2,581
60"	36"	43"	\$2,476
66"	36"	43"	\$2,486
72"	36"	43"	\$2,756
78"	36"	43"	\$3,064
84"	36"	43"	\$3,262

Features & Specifications

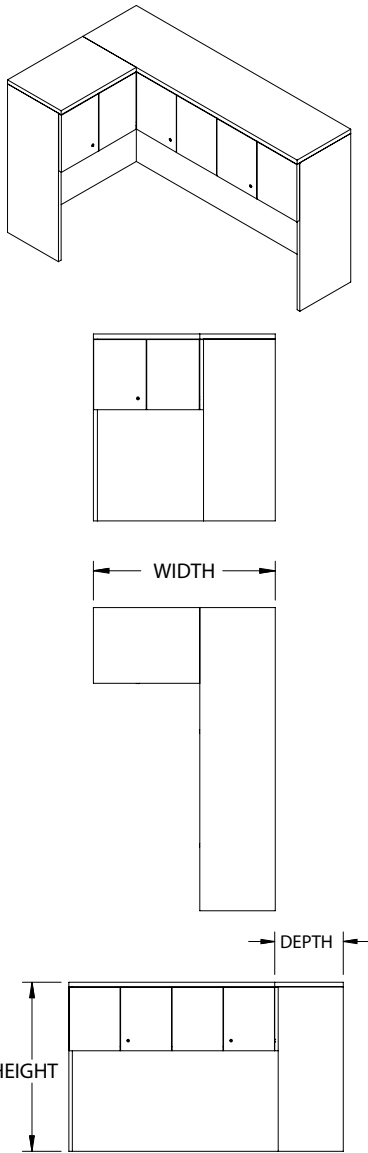
No Charge Options

Optional Extra



ORDER CODE SAMPLE						
ITEM CODE	WIDTH	DEPTH	HEIGHT	LAMINATE	LOCK	OPTION
NKPLD	W60	D36	H37	M1	LBB	HF L

- 3/4" Thick LPL case construction
- 22" Clearance from table for 37" height; 28" Clearance from table for 43" height
- Includes lock(s)
- Laminate codes - M1: 1" LPL (top only)
- Full gables are standard unless 'L' or 'R' option is added
- All standard laminate finishes available
- Specify lock option: BRC standard black 'LBB', silver 'LBS'
- High pressure door fronts add code 'HF' and add \$557
- Recessed gable left add code 'L' add \$200
- Recessed gable right add code 'R' add \$200



OVERALL SIZE			
WIDTH	DEPTH	HEIGHT	PRICE M1
60"	36"	37"	\$1,792
66"	36"	37"	\$1,803
72"	36"	37"	\$2,071
78"	36"	37"	\$2,382
84"	36"	37"	\$2,581
60"	36"	43"	\$2,476
66"	36"	43"	\$2,486
72"	36"	43"	\$2,756
78"	36"	43"	\$3,064
84"	36"	43"	\$3,262

Features & Specifications

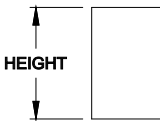
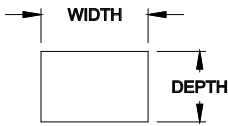

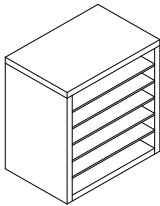
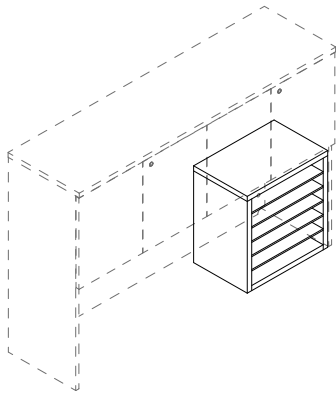
No Charge Options

Optional Extra



ORDER CODE SAMPLE						
ITEM CODE	WIDTH	DEPTH	HEIGHT	LAMINATE	LOCK	OPTION
NKPRD	W60	D36	H37	M1	LBB	HF L

- 3/4" Thick LPL case construction
- 22" Clearance from table for 37" height; 28" Clearance from table for 43" height
- Includes lock(s)
- Laminate codes - M1: 1" LPL (top only)
- Full gables are standard unless 'L' or 'R' option is added
- All standard laminate finishes available
- Specify lock option: BRC standard black 'LBB', silver 'LBS'
- High pressure door fronts add code 'HF' and add \$557
- Recessed gable left add code 'L' add \$200
- Recessed gable right add code 'R' add \$200



Features & Specifications

No Charge Options

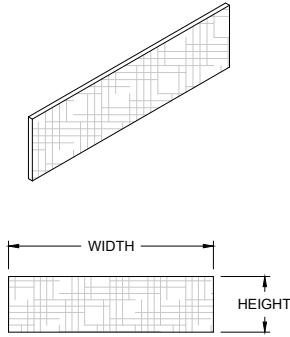
OVERALL SIZE			
WIDTH	DEPTH	HEIGHT	PRICE
12"	12"	22"	\$532
18"	12"	22"	\$583
12"	12"	28"	\$532
18"	12"	28"	\$925



ORDER CODE SAMPLE			
ITEM CODE	WIDTH	DEPTH	HEIGHT
NPHVN	W12	D12	H19

- 22" height is available for 37" high hutches
- 28" height is available for 43" high hutches
- Shelves are fixed

- All standard laminates available



HUTCH OVERALL SIZE					
HUTCH WIDTH	HUTCH HEIGHT	GRADE 0 (G0)	GRADE 1 (G1)	GRADE 2 (G2)	GRADE 3 (G3)
24"	37"	\$229	\$445	\$528	\$553
30"	37"	\$237	\$453	\$534	\$561
36"	37"	\$243	\$459	\$541	\$566
42"	37"	\$251	\$467	\$550	\$576
48"	37"	\$257	\$474	\$555	\$582
54"	37"	\$265	\$480	\$563	\$588
60"	37"	\$271	\$488	\$569	\$595
66"	37"	\$280	\$496	\$579	\$604
72"	37"	\$285	\$501	\$585	\$610
78"	37"	\$294	\$509	\$591	\$617
84"	37"	\$302	\$518	\$599	\$623

Note: Order according to overall hutch size; actual tackboard size is 2.5" smaller width & 20" height



ORDER CODE SAMPLE			
ITEM CODE	WIDTH	HEIGHT	GRADE (OPTION)
NJTKN	W24	H37	G1

Features & Specifications

- Indicate fabric color in comments of purchase order.
- Product can be mounted using Velcro or other adhesive
- Tackboard is 2.5" shorter than overall hutch width
- Specify fabric, add code: Grade 0 'G0', Grade 1 'G1', Grade 2 'G2' or Grade 3 'G3'
- Customer's own material (COM) option, add code 'G0'

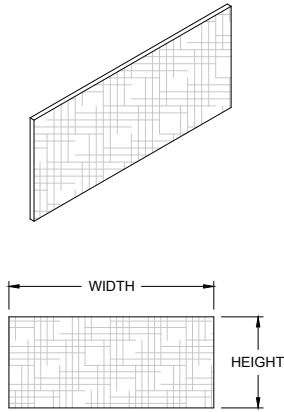
No Charge Options

- All standard fabrics available



SPECIAL NOTES

- BRC Does not warranty material, construction or labour on materials that are not supplied by BRC.



HUTCH OVERALL SIZE					
HUTCH WIDTH	HUTCH HEIGHT	GRADE 0 (G0)	GRADE 1 (G1)	GRADE 2 (G2)	GRADE 3 (G3)
24"	43"	\$243	\$492	\$585	\$615
30"	43"	\$251	\$498	\$591	\$620
36"	43"	\$257	\$506	\$599	\$630
42"	43"	\$265	\$511	\$606	\$636
48"	43"	\$271	\$520	\$614	\$643
54"	43"	\$285	\$533	\$628	\$658
60"	43"	\$294	\$540	\$635	\$665
66"	43"	\$302	\$549	\$641	\$671
72"	43"	\$307	\$554	\$648	\$677
78"	43"	\$315	\$562	\$656	\$687
84"	43"	\$322	\$568	\$663	\$693

Note: Order according to overall hutch size; actual tackboard size is 2.5" smaller width & 20" height



ORDER CODE SAMPLE			
ITEM CODE	WIDTH	HEIGHT	GRADE (OPTION)
NJTKN	W24	H43	G1

Features & Specifications

- Indicate fabric color in comments of purchase order.
- Product can be mounted using Velcro or other adhesive
- Tackboard is 2.5" shorter than overall hutch width
- Specify fabric, add code: Grade 0 'G0', Grade 1 'G1', Grade 2 'G2' or Grade 3 'G3'
- Customer's own material (COM) option, add code 'G0'

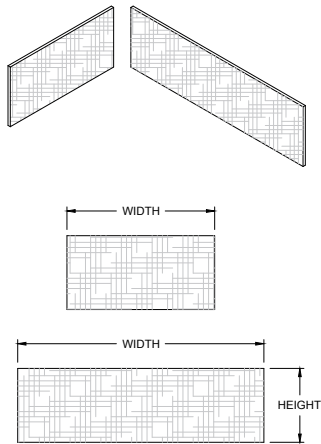
No Charge Options

- All standard fabrics available



SPECIAL NOTES

- BRC Does not warranty material, construction or labour on materials that are not supplied by BRC.



HUTCH OVERALL SIZE			FABRIC GRADE / PRICE			
HUTCH WIDTH	HUTCH DEPTH	HUTCH HEIGHT	GRADE 0	GRADE 1	GRADE 2	GRADE 3
60"	36"	37"	\$512	\$885	\$1,024	\$1,068
66"	36"	37"	\$522	\$891	\$1,034	\$1,076
72"	36"	37"	\$528	\$900	\$1,040	\$1,083
78"	36"	37"	\$534	\$905	\$1,046	\$1,091
84"	36"	37"	\$541	\$914	\$1,053	\$1,097

Note: Order according to overall hutch size; actual tackboard size is 2.5" smaller width & 20" height

Features & Specifications

No Charge Options

Optional Extra



SPECIAL NOTES

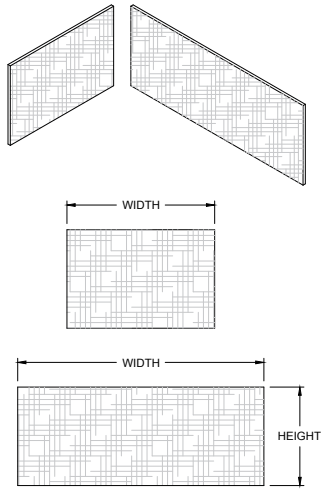


ORDER CODE SAMPLE			
ITEM CODE	WIDTH	HEIGHT	OPTION
NJECN	W60	H37	G1

- Indicate fabric color in comments of purchase order.
- Product can be mounted using Velcro or other adhesive
- Tackboard is 2.5" shorter than overall hutch width
- Specify fabric, add code: Grade 0 'G0', Grade 1 'G1', Grade 2 'G2' or Grade 3 'G3'
- Customer's own material (COM) option, add code 'G0'

- All standard fabrics available

- BRC Does not warranty material, construction or labour on materials that are not supplied by BRC.



HUTCH OVERALL SIZE			FABRIC GRADE / PRICE			
HUTCH WIDTH	HUTCH DEPTH	HUTCH HEIGHT	GRADE 0	GRADE 1	GRADE 2	GRADE 3
60"	36"	43"	\$550	\$919	\$1,062	\$1,105
66"	36"	43"	\$555	\$928	\$1,067	\$1,112
72"	36"	43"	\$563	\$934	\$1,075	\$1,119
78"	36"	43"	\$569	\$941	\$1,080	\$1,126
84"	36"	43"	\$579	\$948	\$1,090	\$1,132

Note: Order according to overall hutch size; actual tackboard size is 2.5" smaller width & 20" height

Features & Specifications

No Charge Options



SPECIAL NOTES

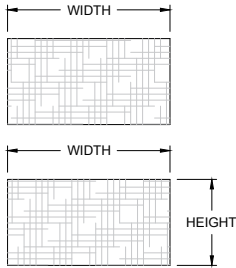
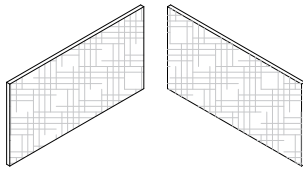


ORDER CODE SAMPLE			
ITEM CODE	WIDTH	HEIGHT	OPTION
NJECN	W60	H43	G2

- Indicate fabric color in comments of purchase order.
- Product can be mounted using Velcro or other adhesive
- Tackboard is 2.5" shorter than overall hutch width
- Specify fabric, add code: Grade 0 'G0', Grade 1 'G1', Grade 2 'G2' or Grade 3 'G3'
- Customer's own material (COM) option, add code 'G0'

- All standard fabrics available

- BRC Does not warranty material, construction or labour on materials that are not supplied by BRC.



NOMINAL SIZE		FABRIC GRADE / PRICE			
WIDTH	HEIGHT	GRADE 0	GRADE 1	GRADE 2	GRADE 3
36"	37"	\$484	\$795	\$912	\$948
42"	37"	\$499	\$809	\$926	\$961
48"	37"	\$512	\$823	\$939	\$978

Note: Order according to overall hutch size; actual tackboard size is 2.5" smaller width & 20" height

Features & Specifications

No Charge Options



ORDER CODE SAMPLE			
ITEM CODE	WIDTH	HEIGHT	OPTION
NJSCN	W35	H37	G1

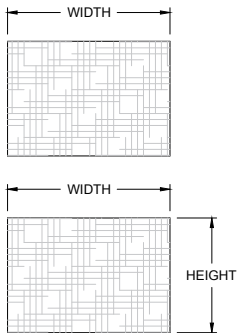
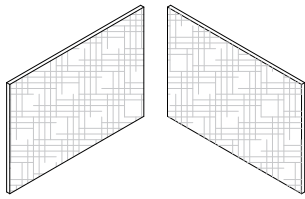
- Indicate fabric color in comments of purchase order.
- Product can be mounted using Velcro or other adhesive
- Tackboard is 2.5" shorter than overall hutch width
- Specify fabric, add code: Grade 0 'G0', Grade 1 'G1', Grade 2 'G2' or Grade 3 'G3'
- Customer's own material (COM) option, add code 'G0'

- All standard fabrics available



SPECIAL NOTES

- BRC Does not warranty material, construction or labour on materials that are not supplied by BRC.



NOMINAL SIZE		FABRIC GRADE / PRICE			
WIDTH	HEIGHT	GRADE 0	GRADE 1	GRADE 2	GRADE 3
36"	43"	\$512	\$823	\$939	\$978
42"	43"	\$528	\$837	\$955	\$990
48"	43"	\$541	\$851	\$968	\$1,007

Note: Order according to overall hutch size; actual tackboard size is 2.5" smaller width & 20" height

Features & Specifications

No Charge Options



SPECIAL NOTES

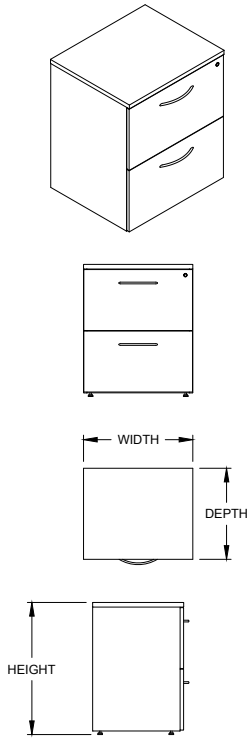


ORDER CODE SAMPLE			
ITEM CODE	WIDTH	HEIGHT	OPTION
NJSCN	W35	H43	G3

- Indicate fabric color in comments of purchase order.
- Product can be mounted using Velcro or other adhesive
- Tackboard is 2.5" shorter than overall hutch width
- Specify fabric, add code: Grade 0 'G0', Grade 1 'G1', Grade 2 'G2' or Grade 3 'G3'
- Customer's own material (COM) option, add code 'G0'

- All standard fabrics available

- BRC Does not warranty material, construction or labour on materials that are not supplied by BRC.



OVERALL SIZE			LAMINATE	
WIDTH	DEPTH	HEIGHT	PRICE M1	PRICE H1
24"	20"	29"	\$1,283	\$1,397
30"	20"	29"	\$1,399	\$1,516
36"	20"	29"	\$1,518	\$1,633
24"	24"	29"	\$1,311	\$1,428
30"	24"	29"	\$1,429	\$1,545
36"	24"	29"	\$1,545	\$1,661
24"	30"	29"	\$1,341	\$1,458
30"	30"	29"	\$1,459	\$1,574
36"	30"	29"	\$1,574	\$1,692

Features & Specifications



ORDER CODE SAMPLE						
ITEM CODE	WIDTH	DEPTH	HEIGHT	LAMINATE	LOCK	OPTION
NL2HZ	W30	D20	H29	M1	LBB	HF

- 3/4" Thick LPL case construction with one inch of leveling
- File hanging bars and lock(s) included
- Lateral file drawer includes interlock (anti-tilt) system, one drawer opens at a time
- Laminate codes - M1: 1" LPL, H1: 1" HPL (top only)

No Charge Options

- All standard laminate finishes available
- Specify lock option: BRC standard black 'LBB', silver 'LBS'

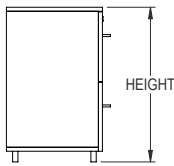
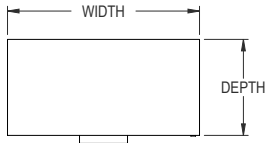
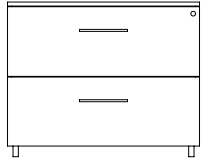
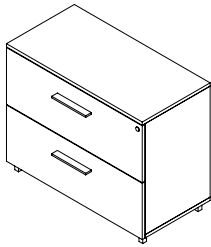
Optional Extra

- High pressure drawer fronts add code 'HF' and add \$187
- Counterweight add code 'CW' and add \$137



SPECIAL NOTES

- This storage product must be secured or ganged to an additional support structure (eg: wall, adjacent cabinet)



OVERALL SIZE			LAMINATE	
WIDTH	DEPTH	HEIGHT	PRICE M1	PRICE H1
24"	20"	29"	\$1,429	\$1,545
30"	20"	29"	\$1,545	\$1,661
36"	20"	29"	\$1,662	\$1,780
24"	24"	29"	\$1,459	\$1,574
30"	24"	29"	\$1,574	\$1,692
36"	24"	29"	\$1,693	\$1,807
24"	30"	29"	\$1,486	\$1,606
30"	30"	29"	\$1,606	\$1,719
36"	30"	29"	\$1,720	\$1,838

Features & Specifications

No Charge Options

Optional Extra



SPECIAL NOTES



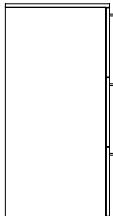
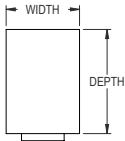
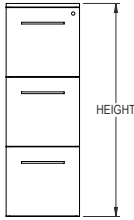
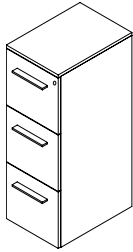
ORDER CODE SAMPLE						
ITEM CODE	WIDTH	DEPTH	HEIGHT	LAMINATE	LOCK	OPTION
NL2HY	W30	D20	H29	M1	LBB	HF

- 3/4" Thick LPL case construction with one inch of leveling
- File hanging bars and lock(s) included
- Lateral file drawer includes interlock (anti-tilt) system, one drawer opens at a time
- Laminate codes - M1: 1" LPL, H1: 1" HPL (top only)

- All standard laminates and metal finishes available
- Specify lock option: BRC standard black 'LBB', silver 'LBS'

- High pressure drawer fronts add code 'HF' and add \$187
- Counterweight add code 'CW' and add \$137

- This storage product must be secured or ganged to an additional support structure (eg: wall, adjacent cabinet)



OVERALL SIZE			LAMINATE	
WIDTH	DEPTH	HEIGHT	PRICE <i>M1</i>	PRICE <i>H1</i>
15.75"	20"	42.5"	\$1,671	\$1,835
15.75"	24"	42.5"	\$1,694	\$1,863
15.75"	30"	42.5"	\$1,717	\$1,889



ORDER CODE SAMPLE						
ITEM CODE	WIDTH	DEPTH	HEIGHT	LAMINATE	LOCK	OPTION
NFFFZ	W15.75	D22	H42.5	<i>M1</i>	<i>LBB</i>	<i>CW</i>

Features & Specifications

- 3/4" Thick LPL case construction with one inch of leveling
- File hanging bars and lock(s) included
- Laminate codes - *M1*: 1" LPL, *H1*: 1" HPL (top only)

No Charge Options

- All standard laminate finishes available
- Specify lock option: BRC standard black '*LBB*', silver '*LBS*'

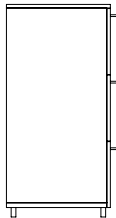
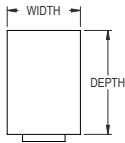
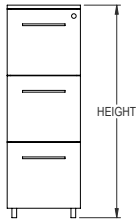
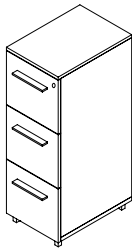
Optional Extra

- High pressure drawer fronts add code '*HF*' and add \$278
- Counterweight add code '*CW*' and add \$137



SPECIAL NOTES

- This storage product must be secured or ganged to an additional support structure (eg: wall, adjacent cabinet)



OVERALL SIZE			LAMINATE	
WIDTH	DEPTH	HEIGHT	PRICE M1	PRICE H1
15.75"	20"	42.5"	\$1,971	\$2,168
15.75"	24"	42.5"	\$1,996	\$2,195
15.75"	30"	42.5"	\$2,018	\$2,222



ORDER CODE SAMPLE						
ITEM CODE	WIDTH	DEPTH	HEIGHT	LAMINATE	LOCK	OPTION
NFFFY	W15.75	D22	H42.5	M1	LBB	CW

Features & Specifications

- 3/4" Thick LPL case construction with one inch of leveling
- File hanging bars and lock(s) included
- Laminate codes - *M1*: 1" LPL, *H1*: 1" HPL (top only)

No Charge Options

- All standard laminates and metal finishes available
- Specify lock option: BRC standard black '*LBB*', silver '*LBS*'

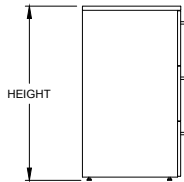
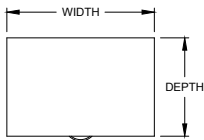
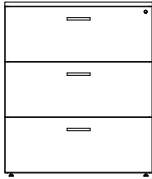
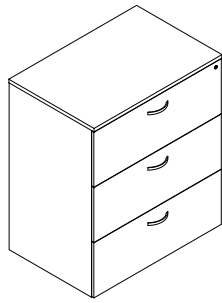
Optional Extra

- High pressure drawer fronts add code '*HF*' and add \$278
- Counterweight add code '*CW*' and add \$137



SPECIAL NOTES

- This storage product must be secured or ganged to an additional support structure (eg: wall, adjacent cabinet)



OVERALL SIZE			LAMINATE	
WIDTH	DEPTH	HEIGHT	PRICE M1	PRICE H2
24"	20"	42.25"	\$1,686	\$2,106
30"	20"	42.25"	\$1,725	\$2,154
36"	20"	42.25"	\$1,901	\$2,373
24"	24"	42.25"	\$1,767	\$2,206
30"	24"	42.25"	\$1,804	\$2,256
36"	24"	42.25"	\$1,988	\$2,486
24"	30"	42.25"	\$1,848	\$2,310
30"	30"	42.25"	\$1,889	\$2,360
36"	30"	42.25"	\$2,082	\$2,602

Features & Specifications



ORDER CODE SAMPLE						
ITEM CODE	WIDTH	DEPTH	HEIGHT	LAMINATE	LOCK	OPTION
NL3HZ	W30	D20	H42.5	M1	LBB	HF

- 3/4" Thick LPL case construction with one inch of leveling
- File hanging bars and lock(s) included
- Lateral file drawer includes interlock (anti-tilt) system, one drawer opens at a time
- Laminate codes - M1: 1" LPL, H1: 1" HPL (top only)

No Charge Options

- All standard laminate finishes available
- Specify lock option: BRC standard black 'LBB', silver 'LBS'

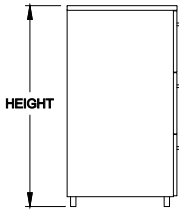
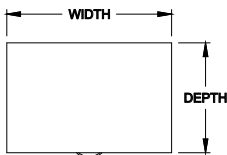
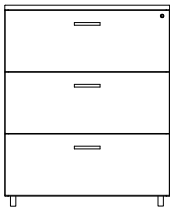

Optional Extra

- High pressure drawer fronts add code 'HF' and add \$278
- Counterweight add code 'CW' and add \$137



SPECIAL NOTES

- This storage product must be secured or ganged to an additional support structure (eg: wall, adjacent cabinet)



OVERALL SIZE			LAMINATE	
WIDTH	DEPTH	HEIGHT	PRICE M1	PRICE H1
24"	20"	42.25"	\$1,813	\$2,233
30"	20"	42.25"	\$1,853	\$2,283
36"	20"	42.25"	\$2,028	\$2,502
24"	24"	42.25"	\$1,892	\$2,335
30"	24"	42.25"	\$1,932	\$2,382
36"	24"	42.25"	\$2,116	\$2,613
24"	30"	42.25"	\$1,975	\$2,436
30"	30"	42.25"	\$2,016	\$2,488
36"	30"	42.25"	\$2,209	\$2,730

Features & Specifications

- 3/4" Thick LPL case construction with one inch of leveling
- File hanging bars and lock(s) included
- Lateral file drawer includes interlock (anti-tilt) system, one drawer opens at a time
- Laminate codes - M1: 1" LPL, H1: 1" HPL (top only)

No Charge Options

- All standard laminates and metal finishes available
- Specify lock option: BRC standard black 'LBB', silver 'LBS'

Optional Extra

- High pressure drawer fronts add code 'HF' and add \$278
- Counterweight add code 'CW' and add \$137




SPECIAL NOTES

- This storage product must be secured or ganged to an additional support structure (eg: wall, adjacent cabinet)



ORDER CODE SAMPLE						
ITEM CODE	WIDTH	DEPTH	HEIGHT	LAMINATE	LOCK	OPTION
NL3HY	W30	D20	H42.5	M1	LBB	HF



OVERALL SIZE			LAMINATE	
WIDTH	DEPTH	HEIGHT	PRICE M1	PRICE H1
24"	20"	56"	\$2,155	\$2,693
30"	20"	56"	\$2,260	\$2,983
36"	20"	56"	\$2,436	\$3,205
24"	24"	56"	\$2,303	\$3,040
30"	24"	56"	\$2,454	\$3,227
36"	24"	56"	\$2,603	\$3,414
24"	30"	56"	\$2,340	\$3,085
30"	30"	56"	\$2,595	\$3,403
36"	30"	56"	\$2,737	\$3,580

Features & Specifications

- 3/4" Thick LPL case construction with one inch of leveling
- File hanging bars and lock(s) included
- Lateral file drawer includes interlock (anti-tilt) system, one drawer opens at a time
- Laminate codes - M1: 1" LPL, H1: 1" HPL (top only)

No Charge Options

- All standard laminate finishes available
- Specify lock option: BRC standard black 'LBB', silver 'LBS'

Optional Extra

- High pressure drawer fronts add code 'HF' and add \$371
- Counterweight add code 'CW' and add \$137

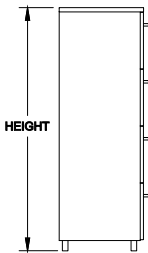
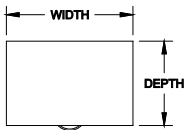
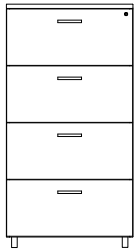
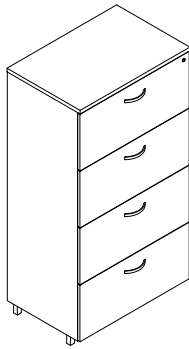


SPECIAL NOTES

- This storage product must be secured or ganged to an additional support structure (eg: wall, adjacent cabinet)



ORDER CODE SAMPLE						
ITEM CODE	WIDTH	DEPTH	HEIGHT	LAMINATE	LOCK	OPTION
NL4HZ	W30	20	H56	M1	LBB	HF



OVERALL SIZE			LAMINATE	
WIDTH	DEPTH	HEIGHT	PRICE M1	PRICE H1
24"	20"	56"	\$2,284	\$2,823
30"	20"	56"	\$2,387	\$3,111
36"	20"	56"	\$2,565	\$3,334
24"	24"	56"	\$2,432	\$3,167
30"	24"	56"	\$2,582	\$3,354
36"	24"	56"	\$2,732	\$3,539
24"	30"	56"	\$2,468	\$3,212
30"	30"	56"	\$2,722	\$3,532
36"	30"	56"	\$2,864	\$3,708

Features & Specifications

- 3/4" Thick LPL case construction with one inch of leveling
- File hanging bars and lock(s) included
- Lateral file drawer includes interlock (anti-tilt) system, one drawer opens at a time
- Laminate codes - M1: 1" LPL, H1: 1" HPL (top only)

No Charge Options

- All standard laminates and metal finishes available
- Specify lock option: BRC standard black 'LBB', silver 'LBS'

Optional Extra

- High pressure drawer fronts add code 'HF' and add \$371
- Counterweight add code 'CW' and add \$137

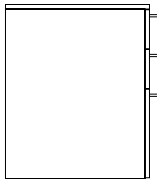
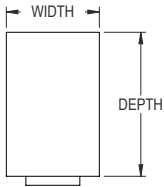
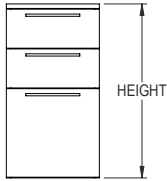
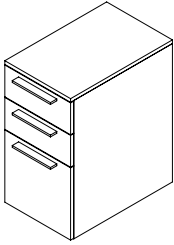


SPECIAL NOTES

- This storage product must be secured or ganged to an additional support structure (eg: wall, adjacent cabinet)



ORDER CODE SAMPLE						
ITEM CODE	WIDTH	DEPTH	HEIGHT	LAMINATE	LOCK	OPTION
NL4HY	W30	D20	H56	M1	LBB	HF



OVERALL SIZE			LAMINATE	
WIDTH	DEPTH	HEIGHT	PRICE <i>M1</i>	PRICE <i>H1</i>
15.75"	18.75"	29"	\$1,036	\$1,146
15.75"	24"	29"	\$1,061	\$1,170
15.75"	30"	29"	\$1,085	\$1,194

Features & Specifications

No Charge Options

Optional Extra



SPECIAL NOTES



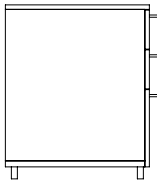
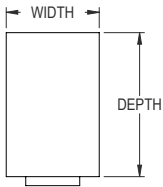
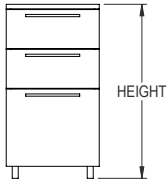
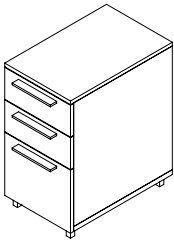
ORDER CODE SAMPLE						
ITEM CODE	WIDTH	DEPTH	HEIGHT	LAMINATE	LOCK	OPTION
NBBFZ	W15.75	D24	H29	<i>M1</i>	<i>LBB</i>	<i>CW</i>

- One inch of leveling
- 3/4" LPL Case construction
- Includes locks and file hanging bars
- Box drawer includes pencil tray
- Laminate codes - *M1*: 1" LPL, *H1*: 1" HPL (top only)

- All standard laminates available
- Specify lock option: BRC standard black '*LBB*', silver '*LBS*'

- High pressure drawer fronts add code '*HF*' and add \$278
- Counterweight '*CW*' add \$137

- This storage product must be secured or ganged to an additional support structure (eg: wall, adjacent cabinet).



OVERALL SIZE			LAMINATE	
WIDTH	DEPTH	HEIGHT	PRICE <i>M1</i>	PRICE <i>H1</i>
15.75"	18.75"	29"	\$1,162	\$1,271
15.75"	24"	29"	\$1,186	\$1,296
15.75"	30"	29"	\$1,213	\$1,322



ORDER CODE SAMPLE						
ITEM CODE	WIDTH	DEPTH	HEIGHT	LAMINATE	LOCK	OPTION
NBBFY	W15.75	D24	H29	<i>M1</i>	<i>LBB</i>	<i>CW</i>

Features & Specifications

- One inch of leveling
- 3/4" LPL Case construction
- Includes locks and file hanging bars
- Box drawer includes pencil tray
- Laminate codes - *M1*: 1" LPL, *H1*: 1" HPL (top only)

No Charge Options

- All standard laminates available
- Specify lock option: BRC standard black '*LBB*', silver '*LBS*'

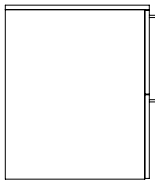
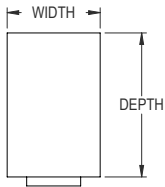
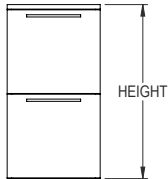
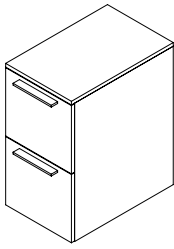
Optional Extra

- High pressure drawer fronts add code '*HF*' and add \$278
- Counterweight '*CW*' add \$137



SPECIAL NOTES

- This storage product must be secured or ganged to an additional support structure (eg: wall, adjacent cabinet).



OVERALL SIZE			LAMINATE	
WIDTH	DEPTH	HEIGHT	PRICE <i>M1</i>	PRICE <i>H1</i>
15.75"	18.75"	29"	\$984	\$1,094
15.75"	24"	29"	\$1,009	\$1,118
15.75"	30"	29"	\$1,035	\$1,144

Features & Specifications

No Charge Options

Optional Extra



SPECIAL NOTES



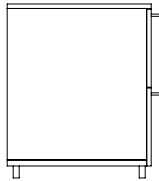
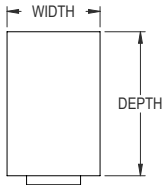
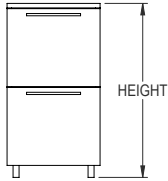
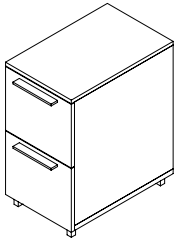
ORDER CODE SAMPLE						
ITEM CODE	WIDTH	DEPTH	HEIGHT	LAMINATE	LOCK	OPTION
NP2FZ	W15.75	D24	H29	<i>M1</i>	<i>LBB</i>	<i>CW</i>

- One inch of leveling
- 3/4" LPL Case construction
- Includes locks and file hanging bars
- Laminate codes - *M1*: 1" LPL, *H1*: 1" HPL (top only)

- All standard laminates available
- Specify lock option: BRC standard black '*LBB*', silver '*LBS*'

- High pressure drawer fronts add code '*HF*' and add \$187
- Counterweight '*CW*' add \$137

- This storage product must be secured or ganged to an additional support structure (eg: wall, adjacent cabinet).



OVERALL SIZE			LAMINATE	
WIDTH	DEPTH	HEIGHT	PRICE <i>M1</i>	PRICE <i>H1</i>
15.75"	18.75"	29"	\$1,112	\$1,221
15.75"	24"	29"	\$1,135	\$1,244
15.75"	30"	29"	\$1,161	\$1,270



ORDER CODE SAMPLE						
ITEM CODE	WIDTH	DEPTH	HEIGHT	LAMINATE	LOCK	OPTION
NP2FY	W15.75	D24	H29	<i>M1</i>	<i>LBB</i>	<i>CW</i>

Features & Specifications

- One inch of leveling
- 3/4" LPL Case construction
- Includes locks and file hanging bars
- Laminate codes - *M1*: 1" LPL, *H1*: 1" HPL (top only)

No Charge Options

- All standard laminates available
- Specify lock option: BRC standard black '*LBB*', silver '*LBS*'


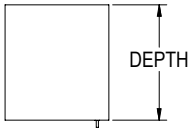
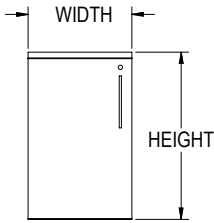
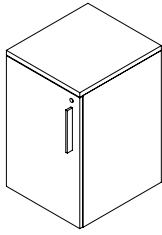
Optional Extra

- High pressure drawer fronts add code '*HF*' and add \$187
- Counterweight '*CW*' add \$137



SPECIAL NOTES

- This storage product must be secured or ganged to an additional support structure (eg: wall, adjacent cabinet).



HINGED LEFT 'HL'
SHOWN

Features & Specifications

No Charge Options


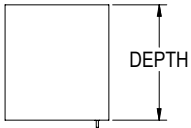
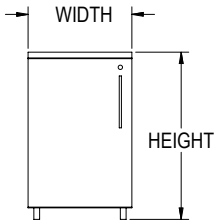
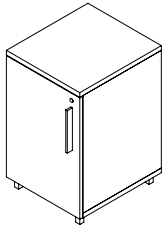
OVERALL SIZE			LAMINATE	
WIDTH	DEPTH	HEIGHT	PRICE M1	PRICE H1
9"	18.75"	29"	\$1,028	\$1,170
12"	18.75"	29"	\$1,053	\$1,191
18"	18.75"	29"	\$1,074	\$1,213
9"	20"	29"	\$1,026	\$1,163
12"	20"	29"	\$1,053	\$1,191
18"	20"	29"	\$1,074	\$1,213
9"	24"	29"	\$1,053	\$1,191
12"	24"	29"	\$1,074	\$1,213
18"	24"	29"	\$1,094	\$1,234
9"	30"	29"	\$1,074	\$1,213
12"	30"	29"	\$1,094	\$1,234
18"	30"	29"	\$1,116	\$1,255



ORDER CODE SAMPLE						
ITEM CODE	WIDTH	DEPTH	HEIGHT	LAMINATE	HAND	LOCK
NDCDZ	W18	D20	H29	M1	HL	LBB

- 3/4" Thick LPL case construction with one inch of leveling
- Includes lock(s)
- One 3/4" thick adjustable shelf in storage space
- Laminate codes - H1: 1" HPL, M1: 1" LPL (top only)
- Specify hinged left 'HL' or hinged right 'HR' when ordering

- All standard laminate finishes available
- Lock: Hudson black 'LBB', silver 'LBS'



HINGED LEFT 'HL'
SHOWN

Features & Specifications

No Charge Options

OVERALL SIZE			LAMINATE	
WIDTH	DEPTH	HEIGHT	PRICE M1	PRICE H1
9"	18.75"	29"	\$1,158	\$1,297
12"	18.75"	29"	\$1,182	\$1,321
18"	18.75"	29"	\$1,202	\$1,341
9"	20"	29"	\$1,156	\$1,292
12"	20"	29"	\$1,182	\$1,321
18"	20"	29"	\$1,202	\$1,341
9"	24"	29"	\$1,182	\$1,321
12"	24"	29"	\$1,202	\$1,341
18"	24"	29"	\$1,223	\$1,363
9"	30"	29"	\$1,202	\$1,341
12"	30"	29"	\$1,223	\$1,363
18"	30"	29"	\$1,243	\$1,383

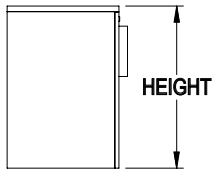
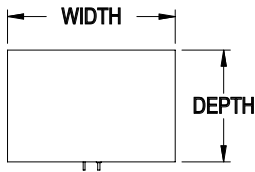
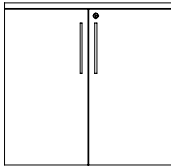
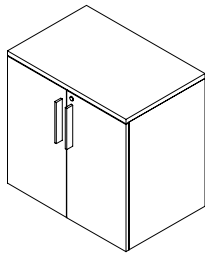


ORDER CODE SAMPLE						
ITEM CODE	WIDTH	DEPTH	HEIGHT	LAMINATE	HAND	LOCK
NDCDY	W18	D20	H29	M1	HL	LBB

- 3/4" Thick LPL case construction with one inch of leveling
- Includes lock(s)
- One 3/4" thick adjustable shelf in storage space
- Laminate codes - H1: 1" HPL, M1: 1" LPL (top only)
- Specify hinged left 'HL' or hinged right 'HR' when ordering

- All standard laminate finishes available
- Lock: Hudson black 'LBB', silver 'LBS'





OVERALL SIZE			LAMINATE	
WIDTH	DEPTH	HEIGHT	PRICE M1	PRICE H1
24"	18.75"	29"	\$1,354	\$1,538
30"	18.75"	29"	\$1,385	\$1,533
36"	18.75"	29"	\$1,412	\$1,568
24"	20"	29"	\$1,350	\$1,595
30"	20"	29"	\$1,385	\$1,568
36"	20"	29"	\$1,412	\$1,568
24"	24"	29"	\$1,385	\$1,595
30"	24"	29"	\$1,412	\$1,623
36"	24"	29"	\$1,441	\$1,595
24"	30"	29"	\$1,412	\$1,595
30"	30"	29"	\$1,441	\$1,623
36"	30"	29"	\$1,469	\$1,651

Features & Specifications



ORDER CODE SAMPLE						
ITEM CODE	WIDTH	DEPTH	HEIGHT	LAMINATE	LOCK	OPTION
NDDCZ	W30	D20	H29	M1	LBB	HF

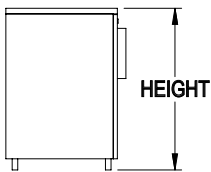
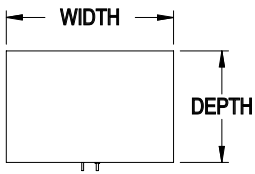
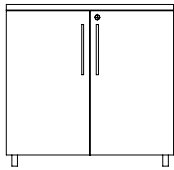
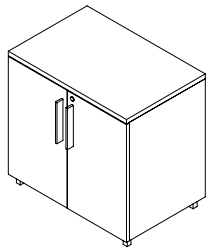
- 3/4" Thick LPL case construction with one inch of leveling
- Includes lock(s)
- One 3/4" thick adjustable shelf in storage space
- Laminate codes - M1: 1" LPL, H1: 1" HPL (top only)

No Charge Options

- All standard laminate finishes available
- Specify lock option: BRC standard black 'LBB', silver 'LBS'

Optional Extra

- High pressure door fronts add code 'HF' and add \$187



Features & Specifications

No Charge Options

Optional Extra

OVERALL SIZE			LAMINATE	
WIDTH	DEPTH	HEIGHT	PRICE M1	PRICE H1
24"	18.75"	29"	\$1,549	\$1,903
30"	18.75"	29"	\$1,576	\$1,936
36"	18.75"	29"	\$1,604	\$1,972
24"	20"	29"	\$1,549	\$1,903
30"	20"	29"	\$1,576	\$1,936
36"	20"	29"	\$1,604	\$1,972
24"	24"	29"	\$1,576	\$1,936
30"	24"	29"	\$1,604	\$1,972
36"	24"	29"	\$1,632	\$2,007
24"	30"	29"	\$1,576	\$1,936
30"	30"	29"	\$1,604	\$1,972
36"	30"	29"	\$1,632	\$2,007

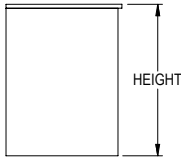
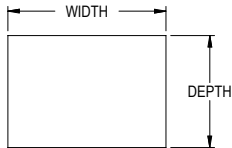

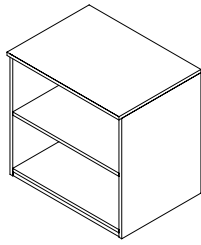


ORDER CODE SAMPLE						
ITEM CODE	WIDTH	DEPTH	HEIGHT	LAMINATE	LOCK	OPTION
NDDCY	W30	D24	H29	M1	LBB	HF

- 3/4" Thick LPL case construction with one inch of leveling
- Includes lock(s)
- One 3/4" thick adjustable shelf in storage space
- Laminate codes - M1: 1" LPL, H1: 1" HPL (top only)

- All standard laminates and metal finishes available
- Specify lock option: BRC standard black 'LBB', silver 'LBS'

- High pressure door fronts add code 'HF' and add \$187



Features & Specifications

No Charge Options

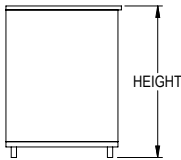
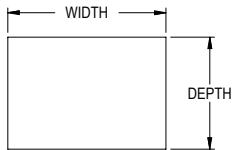
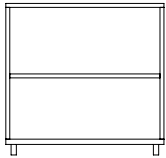
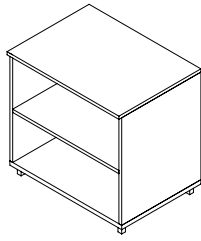
OVERALL SIZE			LAMINATE	
WIDTH	DEPTH	HEIGHT	PRICE M1	PRICE H1
18"	18.75	29"	\$1,046	\$1,230
24"	18.75"	29"	\$1,075	\$1,258
30"	18.75"	29"	\$1,101	\$1,286
36"	18.75"	29"	\$1,131	\$1,314
18"	24"	29"	\$1,075	\$1,258
24"	24"	29"	\$1,101	\$1,286
30"	24"	29"	\$1,131	\$1,314
36"	24"	29"	\$1,158	\$1,341
18"	30"	29"	\$1,101	\$1,286
24"	30"	29"	\$1,131	\$1,314
30"	30"	29"	\$1,158	\$1,341
36"	30"	29"	\$1,185	\$1,368



ORDER CODE SAMPLE				
ITEM CODE	WIDTH	DEPTH	HEIGHT	LAMINATE
NDOSZ	W30	D24	H29	M1

- 3/4" Thick LPL case construction with one inch of leveling
- Top overhangs gables by 3/4"
- One 3/4" thick adjustable shelf in storage space
- Laminate codes - M1: 1" LPL, H1: 1" HPL (top only)

- All standard laminate finishes available



Features & Specifications

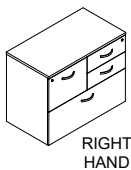
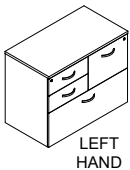
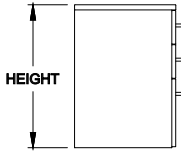
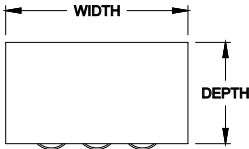
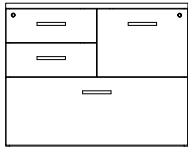
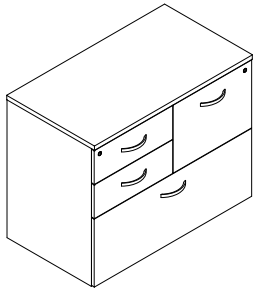
No Charge Options

OVERALL SIZE			LAMINATE	
WIDTH	DEPTH	HEIGHT	PRICE M1	PRICE H1
18"	18.75	29"	\$1,185	\$1,368
24"	18.75"	29"	\$1,215	\$1,399
30"	18.75"	29"	\$1,242	\$1,427
36"	18.75"	29"	\$1,271	\$1,456
18"	24"	29"	\$1,215	\$1,399
24"	24"	29"	\$1,242	\$1,427
30"	24"	29"	\$1,271	\$1,456
36"	24"	29"	\$1,299	\$1,483
18"	30"	29"	\$1,242	\$1,427
24"	30"	29"	\$1,271	\$1,456
30"	30"	29"	\$1,299	\$1,483
36"	30"	29"	\$1,326	\$1,512



ORDER CODE SAMPLE				
ITEM CODE	WIDTH	DEPTH	HEIGHT	LAMINATE
NDOSY	W30	D24	H29	M1

- 3/4" Thick LPL case construction with one inch of leveling
 - Top overhangs gables by 3/4"
 - One 3/4" thick adjustable shelf in storage space
 - Laminate codes - M1: 1" LPL, H1: 1" HPL (top only)
- No Charge Options
- All standard laminates and metal finishes available



OVERALL SIZE			LAMINATE	
WIDTH	DEPTH	HEIGHT	PRICE <i>M1</i>	PRICE <i>H1</i>
36"	20"	29"	\$1,719	\$2,149
36"	24"	29"	\$1,747	\$2,181

Features & Specifications

- 3/4" Thick LPL case construction with one inch of leveling
- One pencil tray, file hanging bars and lock(s) included
- Laminate codes - *M1*: 1" LPL, *H1*: 1" HPL (top only)
- Specify handedness left '*L*' or right '*R*' when ordering

No Charge Options

- All standard laminate finishes available
- Specify lock option: BRC standard black '*LBB*', silver '*LBS*'

Optional Extra

- High pressure drawer fronts add code '*HF*' and add \$371
- Counterweight add code '*CW*' and add \$137



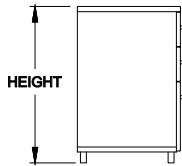
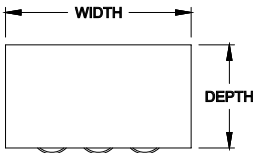
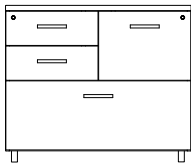



SPECIAL NOTES

- This storage product must be secured or ganged to an additional support structure (eg: wall, adjacent cabinet)



ORDER CODE SAMPLE							
ITEM CODE	WIDTH	DEPTH	HEIGHT	LAMINATE	HAND	LOCK	OPTION
NPFAZ	W30	D20	H29	<i>M1</i>	<i>R</i>	<i>LBB</i>	<i>HF</i>



OVERALL SIZE			LAMINATE	
WIDTH	DEPTH	HEIGHT	PRICE M1	PRICE H1
36"	20"	29"	\$1,848	\$2,277
36"	24"	29"	\$1,875	\$2,312

Features & Specifications

No Charge Options

Optional Extra



SPECIAL NOTES



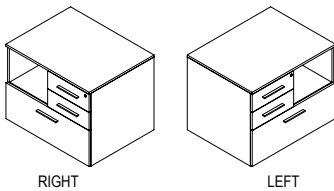
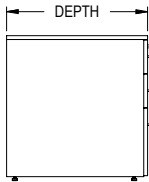
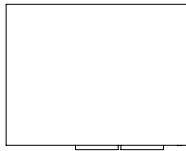
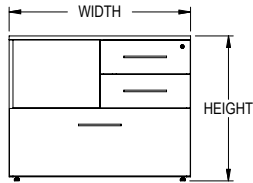
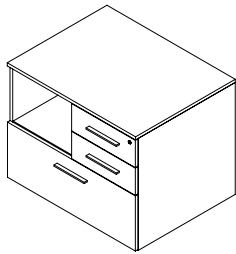
ORDER CODE SAMPLE							
ITEM CODE	WIDTH	DEPTH	HEIGHT	LAMINATE	HAND	LOCK	OPTION
NPFAY	W30	D20	H29	M1	R	LBB	HF

- 3/4" Thick LPL case construction with one inch of leveling
- One pencil tray, file hanging bars and lock(s) included
- Laminate codes - *M1*: 1" LPL, *H1*: 1" HPL (top only)
- Specify handedness left '*L*' or right '*R*' when orderin

- All standard laminates and metal finishes available
- Specify lock option: BRC standard black '*LBB*', silver '*LBS*'

- High pressure drawer fronts add code '*HF*' and add \$371
- Counterweight add code '*CW*' and add \$137

- This storage product must be secured or ganged to an additional support structure (eg: wall, adjacent cabinet)



OVERALL SIZE			LAMINATE	
WIDTH	DEPTH	HEIGHT	PRICE <i>M1</i>	PRICE <i>H1</i>
30"	20"	29"	\$1,460	\$1,677
36"	20"	29"	\$1,579	\$1,816
30"	24"	29"	\$1,488	\$1,713
36"	24"	29"	\$1,608	\$1,849
30"	30"	29"	\$1,662	\$1,910
36"	30"	29"	\$1,779	\$2,045



ORDER CODE SAMPLE							
ITEM CODE	WIDTH	DEPTH	HEIGHT	LAMINATE	HAND	LOCK	OPTION
NPMAZ	W30	D20	H29	<i>M1</i>	<i>R</i>	<i>LBB</i>	<i>HF</i>

Features & Specifications

- 3/4" Thick LPL case construction with one inch of leveling
- One pencil tray, file hanging bars and lock(s) included
- Laminate codes - *M1*: 1" LPL, *H1*: 1" HPL (top only)
- Specify handedness left '*L*' or right '*R*' when ordering

No Charge Options

- All standard laminate finishes available
- Specify lock option: BRC standard black '*LBB*', silver '*LBS*'

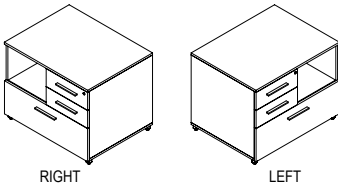

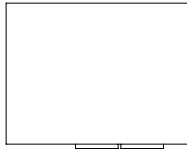
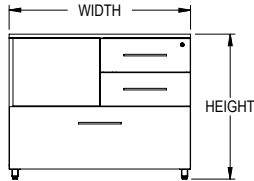
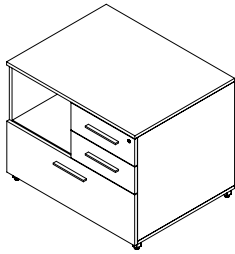
Optional Extra

- High pressure drawer fronts add code '*HF*' and add \$278
- Counterweight add code '*CW*' and add \$137



SPECIAL NOTES

- This storage product must be secured or ganged to an additional support structure (eg: wall, adjacent cabinet)



OVERALL SIZE			LAMINATE	
WIDTH	DEPTH	HEIGHT	PRICE M1	PRICE H1
30"	20"	29"	\$1,587	\$1,806
36"	20"	29"	\$1,706	\$1,944
30"	24"	29"	\$1,617	\$1,838
36"	24"	29"	\$1,735	\$1,976
30"	30"	29"	\$1,789	\$2,038
36"	30"	29"	\$1,906	\$2,174



ORDER CODE SAMPLE							
ITEM CODE	WIDTH	DEPTH	HEIGHT	LAMINATE	HAND	LOCK	OPTION
NPMAY	W30	D20	H29	M1	R	LBB	HF

Features & Specifications

- 3/4" Thick LPL case construction with one inch of leveling
- One pencil tray, file hanging bars and lock(s) included
- Laminate codes - M1: 1" LPL, H1: 1" HPL (top only)
- Specify handedness left 'L' or right 'R' when ordering

No Charge Options

- All standard laminates and metal finishes available
- Specify lock option: BRC standard black 'LBB', silver 'LBS'

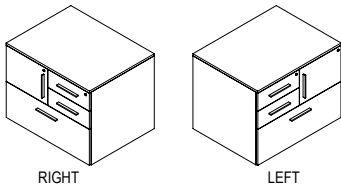

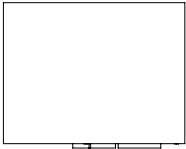
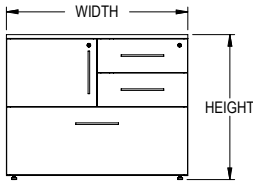
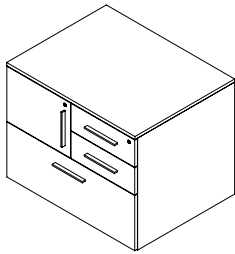
Optional Extra

- High pressure drawer fronts add code 'HF' and add \$278
- Counterweight add code 'CW' and add \$137



SPECIAL NOTES

- This storage product must be secured or ganged to an additional support structure (eg: wall, adjacent cabinet)



OVERALL SIZE			LAMINATE	
WIDTH	DEPTH	HEIGHT	PRICE <i>M1</i>	PRICE <i>H1</i>
30"	20"	29"	\$1,503	\$1,729
36"	20"	29"	\$1,623	\$1,866
30"	24"	29"	\$1,532	\$1,762
36"	24"	29"	\$1,651	\$1,898
30"	30"	29"	\$1,704	\$1,961
36"	30"	29"	\$1,823	\$2,095

Features & Specifications

No Charge Options

Optional Extra



SPECIAL NOTES



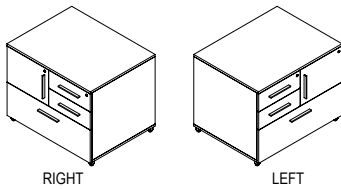
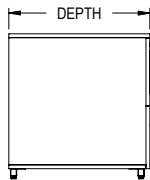
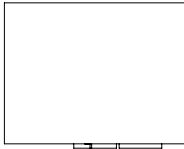
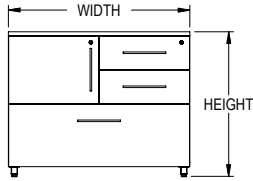
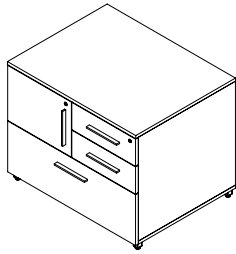
ORDER CODE SAMPLE							
ITEM CODE	WIDTH	DEPTH	HEIGHT	LAMINATE	HAND	LOCK	OPTION
NPEAZ	W30	D20	H29	<i>M1</i>	<i>R</i>	<i>LBB</i>	<i>HF</i>

- 3/4" Thick LPL case construction with one inch of leveling
- One pencil tray, file hanging bars and lock(s) included
- Laminate codes - *M1*: 1" LPL, *H1*: 1" HPL (top only)
- Specify handedness left '*L*' or right '*R*' when ordering

- All standard laminate finishes available
- Specify lock option: BRC standard black '*LBB*', silver '*LBS*'

- High pressure drawer and door fronts add code '*HF*' and add \$371
- Counterweight add code '*CW*' and add \$137

- This storage product must be secured or ganged to an additional support structure (eg: wall, adjacent cabinet)



OVERALL SIZE			LAMINATE	
WIDTH	DEPTH	HEIGHT	PRICE <i>M1</i>	PRICE <i>H1</i>
30"	20"	29"	\$1,632	\$1,857
36"	20"	29"	\$1,751	\$1,994
30"	24"	29"	\$1,661	\$1,890
36"	24"	29"	\$1,780	\$2,027
30"	30"	29"	\$1,834	\$2,089
36"	30"	29"	\$1,949	\$2,223



ORDER CODE SAMPLE							
ITEM CODE	WIDTH	DEPTH	HEIGHT	LAMINATE	HAND	LOCK	OPTION
NPEAY	W30	D20	H29	<i>M1</i>	<i>R</i>	<i>LBB</i>	<i>HF</i>

Features & Specifications

- 3/4" Thick LPL case construction with one inch of leveling
- One pencil tray, file hanging bars and lock(s) included
- Laminate codes - *M1*: 1" LPL, *H1*: 1" HPL (top only)
- Specify handedness left '*L*' or right '*R*' when ordering

No Charge Options

- All standard laminates and metal finishes available
- Specify lock option: BRC standard black '*LBB*', silver '*LBS*'

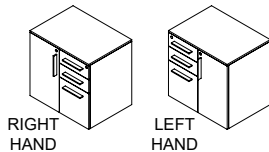
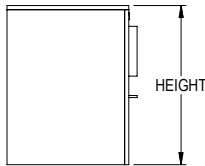
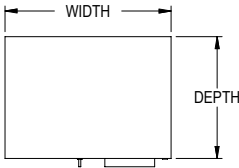
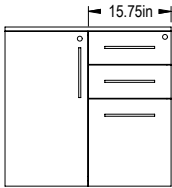
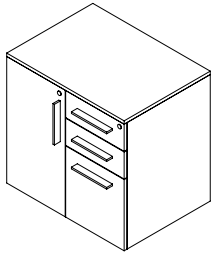
Optional Extra

- High pressure drawer and door fronts add code '*HF*' and add \$371
- Counterweight add code '*CW*' and add \$137



SPECIAL NOTES

- This storage product must be secured or ganged to an additional support structure (eg: wall, adjacent cabinet)



NOTE: BOX AND/OR FILE DRAWERS ARE 15.75" WIDE REGARDLESS OF OVERALL WIDTH

Features & Specifications

No Charge Options

Optional Extra

OVERALL SIZE			LAMINATE	
WIDTH	DEPTH	HEIGHT	PRICE M1	PRICE H1
30"	20"	29"	\$1,971	\$2,461
36"	20"	29"	\$1,993	\$2,489
30"	24"	29"	\$2,016	\$2,521
36"	24"	29"	\$1,993	\$2,489
30"	30"	29"	\$2,016	\$2,521
36"	30"	29"	\$2,041	\$2,551

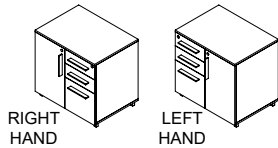
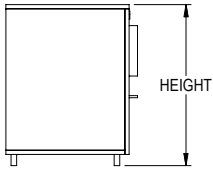
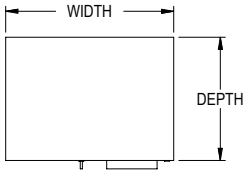
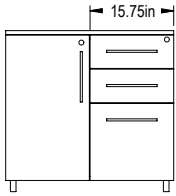
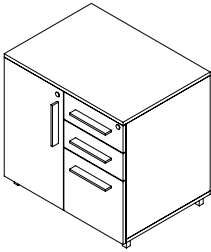


ORDER CODE SAMPLE							
ITEM CODE	WIDTH	DEPTH	HEIGHT	LAMINATE	HAND	LOCK	OPTION
NPDAZ	W36	D24	H29	M1	R	LBB	HF

- 3/4" Thick LPL case construction with one inch of leveling
- One pencil tray, file hanging bars and lock(s) included
- One 3/4" thick adjustable shelf in storage space
- Laminate codes - M1: 1" LPL, H1: 1" HPL (top only)
- Specify handedness left 'L' or right 'R' when ordering

- All standard laminate finishes available
- Specify lock option: BRC standard black 'LBB', silver 'LBS'

- High pressure drawer and door fronts add code 'HF' and add \$371
- Counterweight add code 'CW' and add \$137



NOTE: BOX AND/OR FILE DRAWERS ARE 15.75" WIDE REGARDLESS OF OVERALL WIDTH

Features & Specifications

No Charge Options

Optional Extra

OVERALL SIZE			LAMINATE	
WIDTH	DEPTH	HEIGHT	PRICE <i>M1</i>	PRICE <i>H1</i>
30"	20"	29"	\$2,098	\$2,589
36"	20"	29"	\$2,121	\$2,617
30"	24"	29"	\$2,145	\$2,649
36"	24"	29"	\$2,121	\$2,617
30"	30"	29"	\$2,145	\$2,649
36"	30"	29"	\$2,169	\$2,679

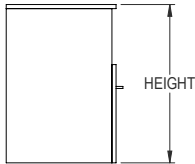
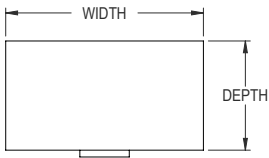
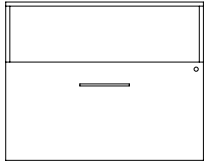
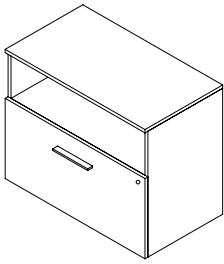


ORDER CODE SAMPLE							
ITEM CODE	WIDTH	DEPTH	HEIGHT	LAMINATE	HAND	LOCK	OPTION
NPDAY	W36	D24	H29	<i>M1</i>	<i>R</i>	<i>LBB</i>	<i>HF</i>

- 3/4" Thick LPL case construction with one inch of leveling
- One pencil tray, file hanging bars and lock(s) included
- One 3/4" thick adjustable shelf in storage space
- Laminate codes - *M1*: 1" LPL, *H1*: 1" HPL (top only)
- Specify handedness left '*L*' or right '*R*' when ordering

- All standard laminates and metal finishes available
- Specify lock option: BRC standard black '*LBB*', silver '*LBS*'

- High pressure drawer and door fronts add code '*HF*' and add \$371
- Counterweight add code '*CW*' and add \$137



OVERALL SIZE			LAMINATE	
WIDTH	DEPTH	HEIGHT	PRICE <i>M1</i>	PRICE <i>H1</i>
24"	20"	29"	\$1,267	\$1,583
30"	20"	29"	\$1,291	\$1,612
36"	20"	29"	\$1,313	\$1,641
24"	24"	29"	\$1,267	\$1,583
30"	24"	29"	\$1,291	\$1,612
36"	24"	29"	\$1,313	\$1,641
24"	30"	29"	\$1,267	\$1,583
30"	30"	29"	\$1,291	\$1,612
36"	30"	29"	\$1,313	\$1,641

Features & Specifications

No Charge Options

Optional Extra



SPECIAL NOTES



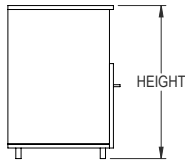
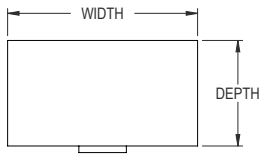
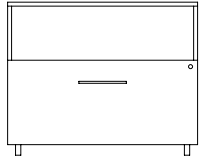
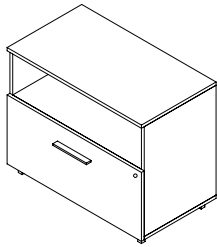
ORDER CODE SAMPLE						
ITEM CODE	WIDTH	DEPTH	HEIGHT	LAMINATE	LOCK	OPTION
NLSOZ	W30	D20	H29	<i>M1</i>	<i>LBB</i>	<i>HF</i>

- 3/4" Thick LPL case construction with one inch of leveling
- File hanging bars and lock(s) included
- Laminate codes - *M1*: 1" LPL, *H1*: 1" HPL (top only)

- All standard laminate finishes available
- Specify lock option: BRC standard black '*LBB*', silver '*LBS*'

- High pressure drawer front add code '*HF*' and add \$94
- Counterweight add code '*CW*' and add \$137

- This storage product must be secured or ganged to an additional support structure (eg: wall, adjacent cabinet)



OVERALL SIZE			LAMINATE	
WIDTH	DEPTH	HEIGHT	PRICE <i>M1</i>	PRICE <i>H1</i>
24"	20"	29"	\$1,394	\$1,713
30"	20"	29"	\$1,418	\$1,742
36"	20"	29"	\$1,442	\$1,770
24"	24"	29"	\$1,394	\$1,713
30"	24"	29"	\$1,418	\$1,742
36"	24"	29"	\$1,442	\$1,770
24"	30"	29"	\$1,394	\$1,713
30"	30"	29"	\$1,418	\$1,742
36"	30"	29"	\$1,442	\$1,770

Features & Specifications

No Charge Options

Optional Extra



SPECIAL NOTES



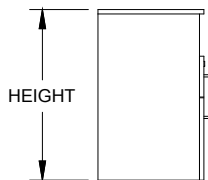
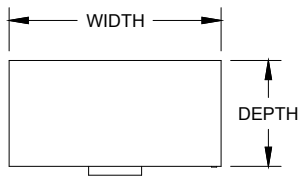
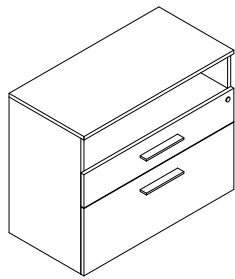
ORDER CODE SAMPLE						
ITEM CODE	WIDTH	DEPTH	HEIGHT	LAMINATE	LOCK	OPTION
NLSOY	W30	D20	H29	<i>M1</i>	<i>LBB</i>	<i>HF</i>

- 3/4" Thick LPL case construction with one inch of leveling
- File hanging bars and lock(s) included
- Laminate codes - *M1*: 1" LPL, *H1*: 1" HPL (top only)

- All standard laminates and metal finishes available
- Specify lock option: BRC standard black '*LBB*', silver '*LBS*'

- High pressure drawer front add code '*HF*' and add \$94
- Counterweight add code '*CW*' and add \$137

- This storage product must be secured or ganged to an additional support structure (eg: wall, adjacent cabinet)



OVERALL SIZE			LAMINATE	
WIDTH	DEPTH	HEIGHT	PRICE M1	PRICE H1
24"	20"	29"	\$1,500	\$1,763
30"	20"	29"	\$1,522	\$1,789
36"	20"	29"	\$1,543	\$1,817
24"	24"	29"	\$1,522	\$1,789
30"	24"	29"	\$1,543	\$1,817
36"	24"	29"	\$1,568	\$1,844
24"	30"	29"	\$1,543	\$1,817
30"	30"	29"	\$1,568	\$1,844
36"	30"	29"	\$1,590	\$1,871

Features & Specifications

No Charge Options

Optional Extra



SPECIAL NOTES



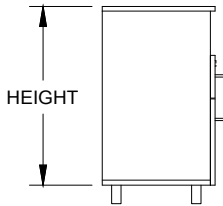
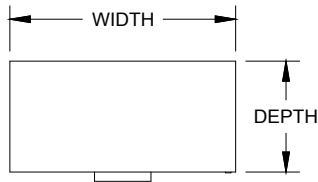
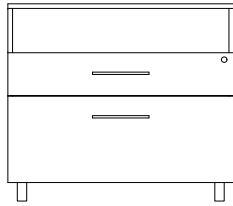
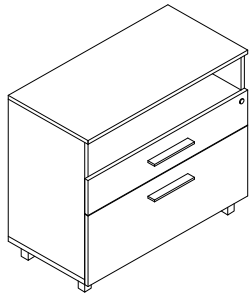
ORDER CODE SAMPLE						
ITEM CODE	WIDTH	DEPTH	HEIGHT	LAMINATE	LOCK	OPTION
NLOBZ	W30	D20	H29	M1	LBB	HF

- 3/4" Thick LPL case construction with one inch of leveling
- File hanging bars and lock(s) included
- Laminate codes - M1: 1" LPL, H1: 1" HPL (top only)

- All standard laminate finishes available
- Specify lock option: BRC standard black 'LBB', silver 'LBS'

- High pressure drawer fronts add code 'HF' and add \$187
- Counterweight add code 'CW' and add \$137

- This storage product must be secured or ganged to an additional support structure (eg: wall, adjacent cabinet)



OVERALL SIZE			LAMINATE	
WIDTH	DEPTH	HEIGHT	PRICE M1	PRICE H1
24"	20"	29"	\$1,628	\$1,891
30"	20"	29"	\$1,647	\$1,918
36"	20"	29"	\$1,672	\$1,945
24"	24"	29"	\$1,647	\$1,918
30"	24"	29"	\$1,672	\$1,945
36"	24"	29"	\$1,695	\$1,973
24"	30"	29"	\$1,672	\$1,945
30"	30"	29"	\$1,695	\$1,973
36"	30"	29"	\$1,718	\$1,999



ORDER CODE SAMPLE						
ITEM CODE	WIDTH	DEPTH	HEIGHT	LAMINATE	LOCK	OPTION
NLOBY	W30	D20	H29	M1	LBB	HF

Features & Specifications

- 3/4" Thick LPL case construction with one inch of leveling
- File hanging bars and lock(s) included
- Laminate codes - M1: 1" LPL, H1: 1" HPL (top only)

No Charge Options

- All standard laminate finishes available
- Specify lock option: BRC standard black 'LBB', silver 'LBS'

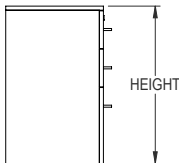
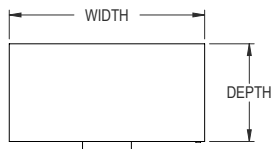
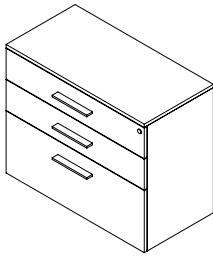
Optional Extra

- High pressure drawer fronts add code 'HF' and add \$187
- Counterweight add code 'CW' and add \$137



SPECIAL NOTES

- This storage product must be secured or ganged to an additional support structure (eg: wall, adjacent cabinet)



Features & Specifications

No Charge Options

Optional Extra



SPECIAL NOTES

OVERALL SIZE			LAMINATE	
WIDTH	DEPTH	HEIGHT	PRICE <i>M1</i>	PRICE <i>H1</i>
24"	20"	29"	\$1,540	\$1,925
30"	20"	29"	\$1,564	\$1,955
36"	20"	29"	\$1,587	\$1,984
24"	24"	29"	\$1,564	\$1,955
30"	24"	29"	\$1,587	\$1,984
36"	24"	29"	\$1,611	\$2,014
24"	30"	29"	\$1,587	\$1,984
30"	30"	29"	\$1,611	\$2,014
36"	30"	29"	\$1,635	\$2,042



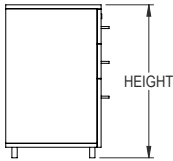
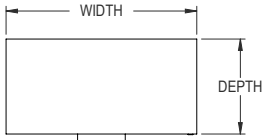

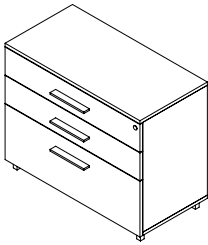
ORDER CODE SAMPLE						
ITEM CODE	WIDTH	DEPTH	HEIGHT	LAMINATE	LOCK	OPTION
NLBBZ	W30	D24	H29	<i>M1</i>	<i>LBB</i>	<i>HF</i>

- 3/4" Thick LPL case construction with one inch of leveling
- File hanging bars and lock(s) included
- Laminate codes - *M1*: 1" LPL, *H1*: 1" HPL (top only)

- All standard laminate finishes available
- Specify lock option: BRC standard black '*LBB*', silver '*LBS*'

- High pressure drawer fronts add code '*HF*' and add \$278
- Counterweight add code '*CW*' and add \$137

- This storage product must be secured or ganged to an additional support structure (eg: wall, adjacent cabinet)



Features & Specifications

No Charge Options

Optional Extra



SPECIAL NOTES

OVERALL SIZE			LAMINATE	
WIDTH	DEPTH	HEIGHT	PRICE M1	PRICE H1
24"	20"	29"	\$1,667	\$2,082
30"	20"	29"	\$1,692	\$2,112
36"	20"	29"	\$1,716	\$2,142
24"	24"	29"	\$2,053	\$1,716
30"	24"	29"	\$2,082	\$1,741
36"	24"	29"	\$2,112	\$1,762
24"	30"	29"	\$1,692	\$2,112
30"	30"	29"	\$1,716	\$2,142
36"	30"	29"	\$1,741	\$2,170



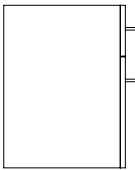
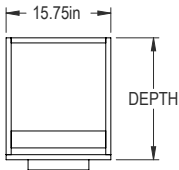
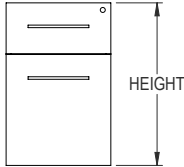
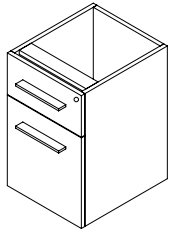
ORDER CODE SAMPLE						
ITEM CODE	WIDTH	DEPTH	HEIGHT	LAMINATE	LOCK	OPTION
NLBBY	W30	D30	H29	M1	LBB	HF

- 3/4" Thick LPL case construction with one inch of leveling
- File hanging bars and lock(s) included
- Laminate codes - *M1*: 1" LPL, *H1*: 1" HPL (top only)

- All standard laminates and metal finishes available
- Specify lock option: BRC standard black '*LBB*', silver '*LBS*'

- High pressure drawer fronts add code '*HF*' and add \$278
- Counterweight add code '*CW*' and add \$137

- This storage product must be secured or ganged to an additional support structure (eg: wall, adjacent cabinet)



OVERALL SIZE			
WIDTH	DEPTH	HEIGHT	PRICE
15.75"	20"	21.25"	\$865
15.75"	24"	21.25"	\$912
15.75"	30"	21.25"	\$935

Features & Specifications

No Charge Options

Optional Extra



SPECIAL NOTES



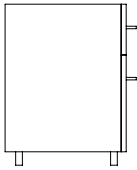
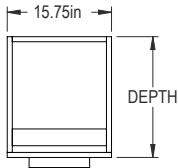
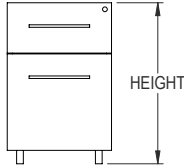
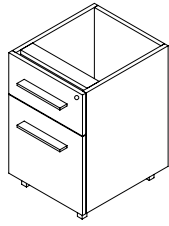
ORDER CODE SAMPLE					
ITEM CODE	WIDTH	DEPTH	HEIGHT	LOCK	OPTION
NSLBZ	W15.75	D30	H21.25	LBB	HF

- 3/4" Thick LPL case construction with one inch of leveling
- One pencil tray, file hanging bars and lock(s) included

- All standard laminate finishes available
- Specify lock option: BRC standard black 'LBB', silver 'LBS'

- High pressure drawer fronts add code 'HF' and add \$187
- Counterweight add code 'CW' and add \$137

- This storage product must be secured or ganged to an additional support structure (eg: wall, adjacent cabinet)



OVERALL SIZE			
WIDTH	DEPTH	HEIGHT	PRICE
15.75"	20"	21.25"	\$993
15.75"	24"	21.25"	\$1,040
15.75"	30"	21.25"	\$1,064

Features & Specifications



ORDER CODE SAMPLE					
ITEM CODE	WIDTH	DEPTH	HEIGHT	LOCK	OPTION
NSLBY	W15.75	D24	H21.25	LBB	HF

- 3/4" Thick LPL case construction with one inch of leveling
- One pencil tray, file hanging bars and lock(s) included

No Charge Options

- All standard laminates and metal finishes available
- Specify lock option: BRC standard black 'LBB', silver 'LBS'

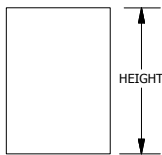
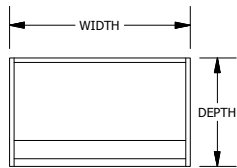
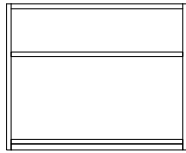
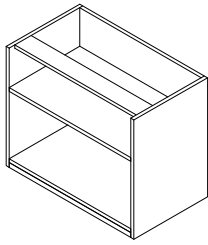
Optional Extra

- High pressure drawer fronts add code 'HF' and add \$187
- Counterweight add code 'CW' and add \$137



SPECIAL NOTES

- This storage product must be secured or ganged to an additional support structure (eg: wall, adjacent cabinet)



Features & Specifications

No Charge Options

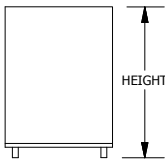
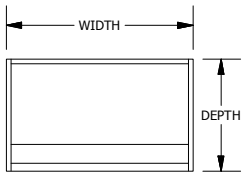
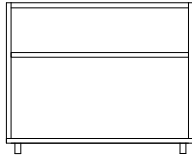
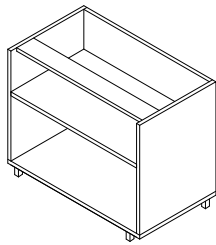
OVERALL SIZE			
WIDTH	DEPTH	HEIGHT	PRICE
18"	20"	21.25"	\$661
24"	20"	21.25"	\$684
30"	20"	21.25"	\$726
36"	20"	21.25"	\$767
18"	24"	21.25"	\$684
24"	24"	21.25"	\$708
30"	24"	21.25"	\$750
36"	24"	21.25"	\$793
18"	30"	21.25"	\$708
24"	30"	21.25"	\$730
30"	30"	21.25"	\$774
36"	30"	21.25"	\$817



ORDER CODE SAMPLE			
ITEM CODE	WIDTH	DEPTH	HEIGHT
NLTSZ	W36	D20	H21.25

- 3/4" Thick LPL case construction with one inch of leveling
- One 3/4" thick adjustable shelf in storage space

- All standard laminate finishes available



Features & Specifications

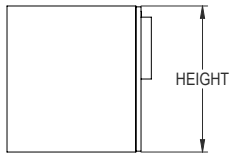
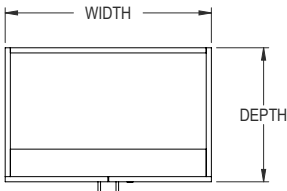
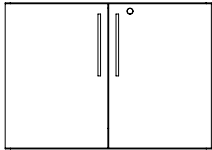
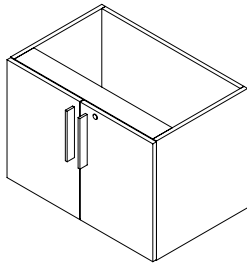
No Charge Options

OVERALL SIZE			
WIDTH	DEPTH	HEIGHT	PRICE
18"	20"	21.25"	\$803
24"	20"	21.25"	\$824
30"	20"	21.25"	\$866
36"	20"	21.25"	\$907
18"	24"	21.25"	\$824
24"	24"	21.25"	\$848
30"	24"	21.25"	\$890
36"	24"	21.25"	\$933
18"	30"	21.25"	\$848
24"	30"	21.25"	\$872
30"	30"	21.25"	\$915
36"	30"	21.25"	\$957



ORDER CODE SAMPLE			
ITEM CODE	WIDTH	DEPTH	HEIGHT
NLTSY	W36	D20	H21.25

- 3/4" Thick LPL case construction with one inch of leveling
- One 3/4" thick adjustable shelf in storage space
- All standard laminates and metal finishes available



OVERALL SIZE

WIDTH	DEPTH	HEIGHT	PRICE
15.75"	20"	21.25"	782
24"	20"	21.25"	782
30"	20"	21.25"	808
36"	20"	21.25"	830
15.75"	24"	21.25"	830
24"	24"	21.25"	830
30"	24"	21.25"	851
36"	24"	21.25"	877
15.75"	30"	21.25"	830
24"	30"	21.25"	830
30"	30"	21.25"	877
36"	30"	21.25"	901

Features & Specifications

- 3/4" Thick LPL case construction with one inch of leveling
- Includes lock(s)
- One 3/4" thick adjustable shelf in storage space

No Charge Options

- All standard laminate finishes available
- Specify lock option: BRC standard black 'LBB', silver 'LBS'

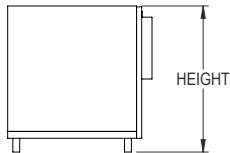
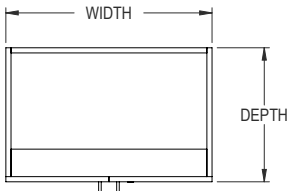
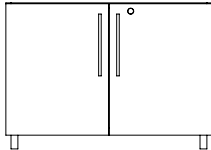
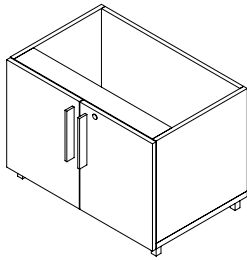
Optional Extra

- High pressure door fronts add code 'HF' and add \$187



ORDER CODE SAMPLE

ITEM CODE	WIDTH	DEPTH	HEIGHT	LOCK	OPTION
NLHSZ	W36	D20	H21.25	LBB	HF



OVERALL SIZE			
WIDTH	DEPTH	HEIGHT	PRICE
15.75"	20"	21.25"	924
24"	20"	21.25"	924
30"	20"	21.25"	947
36"	20"	21.25"	971
15.75"	24"	21.25"	971
24"	24"	21.25"	971
30"	24"	21.25"	993
36"	24"	21.25"	1018
15.75"	30"	21.25"	971
24"	30"	21.25"	971
30"	30"	21.25"	1018
36"	30"	21.25"	1041

Features & Specifications



ORDER CODE SAMPLE					
ITEM CODE	WIDTH	DEPTH	HEIGHT	LOCK	OPTION
NLHSY	W36	D20	H21.25	LBB	HF

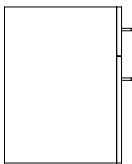
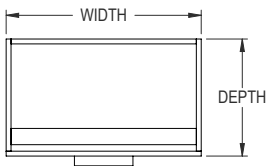
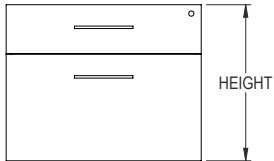
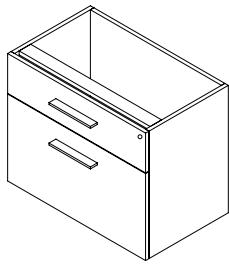
- 3/4" Thick LPL case construction with one inch of leveling
- Includes lock(s)
- One 3/4" thick adjustable shelf in storage space

No Charge Options

- All standard laminates and metal finishes available
- Specify lock option: BRC standard black 'LBB', silver 'LBS'

Optional Extra

- High pressure door fronts add code 'HF' and add \$187



OVERALL SIZE			
WIDTH	DEPTH	HEIGHT	PRICE
24"	20"	21.25"	\$972
30"	20"	21.25"	\$1,012
36"	20"	21.25"	\$1,105
24"	24"	21.25"	\$972
30"	24"	21.25"	\$1,012
36"	24"	21.25"	\$1,105
24"	30"	21.25"	\$972
30"	30"	21.25"	\$1,012
36"	30"	21.25"	\$1,105

Features & Specifications



ORDER CODE SAMPLE					
ITEM CODE	WIDTH	DEPTH	HEIGHT	LOCK	OPTION
NSLFZ	W30	D24	H21.25	LBB	HF

- 3/4" Thick LPL case construction with one inch of leveling
- File hanging bars and lock(s) included

No Charge Options

- All standard laminate finishes available
- Specify lock option: BRC standard black 'LBB', silver 'LBS'

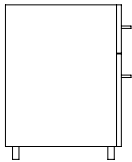
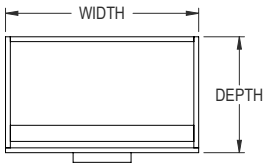
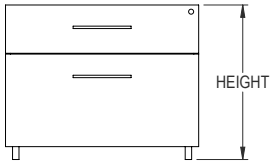
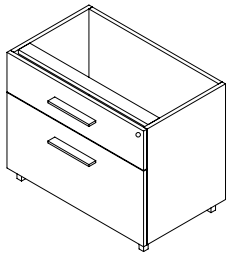
Optional Extra

- High pressure drawer fronts add code 'HF' and add \$187
- Counterweight add code 'CW' and add \$137



SPECIAL NOTES

- This storage product must be secured or ganged to an additional support structure (eg: wall, adjacent cabinet)



OVERALL SIZE			
WIDTH	DEPTH	HEIGHT	PRICE
24"	20"	21.25"	\$1,115
30"	20"	21.25"	\$1,152
36"	20"	21.25"	\$1,246
24"	24"	21.25"	\$1,115
30"	24"	21.25"	\$1,152
36"	24"	21.25"	\$1,246
24"	30"	21.25"	\$1,115
30"	30"	21.25"	\$1,152
36"	30"	21.25"	\$1,246

Features & Specifications



ORDER CODE SAMPLE					
ITEM CODE	WIDTH	DEPTH	HEIGHT	LOCK	OPTION
NSLFY	W30	D24	H21.25	LBB	HF

- 3/4" Thick LPL case construction with one inch of leveling
- File hanging bars and lock(s) included

No Charge Options

- All standard laminates and metal finishes available
- Specify lock option: BRC standard black 'LBB', silver 'LBS'

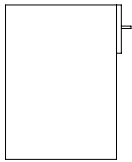
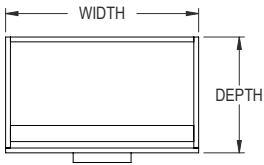
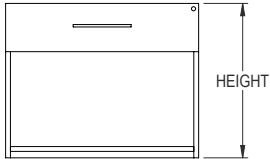
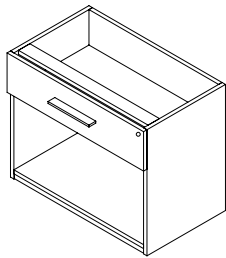
Optional Extra

- High pressure drawer fronts add code 'HF' and add \$187
- Counterweight add code 'CW' and add \$137



SPECIAL NOTES

- This storage product must be secured or ganged to an additional support structure (eg: wall, adjacent cabinet)



OVERALL SIZE

WIDTH	DEPTH	HEIGHT	PRICE
15.75"	20"	21.25"	\$752
24"	20"	21.25"	\$766
30"	20"	21.25"	\$722
36"	20"	21.25"	\$956
15.75"	24"	21.25"	\$800
24"	24"	21.25"	\$817
30"	24"	21.25"	\$862
36"	24"	21.25"	\$1,001
15.75"	30"	21.25"	\$824
24"	30"	21.25"	\$838
30"	30"	21.25"	\$932
36"	30"	21.25"	\$1,026

Features & Specifications

No Charge Options

Optional Extra



SPECIAL NOTES



ORDER CODE SAMPLE

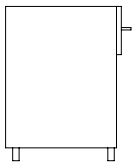
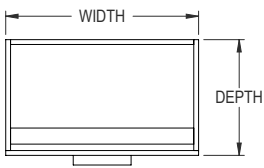
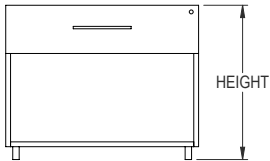
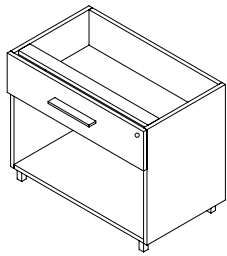
ITEM CODE	WIDTH	DEPTH	HEIGHT	LOCK	OPTION
NSLHZ	W30	D24	H21.25	LBB	HF

- 3/4" Thick LPL case construction with one inch of leveling
- Includes lock(s)

- All standard laminate finishes available
- Specify lock option: BRC standard black 'LBB', silver 'LBS'

- High pressure drawer front add code 'HF' and add \$94

- This storage product must be secured or ganged to an additional support structure (eg: wall, adjacent cabinet)



OVERALL SIZE

WIDTH	DEPTH	HEIGHT	PRICE
15.75"	20"	21.25"	\$893
24"	20"	21.25"	\$907
30"	20"	21.25"	\$1,005
36"	20"	21.25"	\$1,097
15.75"	24"	21.25"	\$941
24"	24"	21.25"	\$957
30"	24"	21.25"	\$1,029
36"	24"	21.25"	\$1,143
15.75"	30"	21.25"	\$966
24"	30"	21.25"	\$981
30"	30"	21.25"	\$1,072
36"	30"	21.25"	\$1,167

Features & Specifications

No Charge Options

Optional Extra



SPECIAL NOTES



ORDER CODE SAMPLE

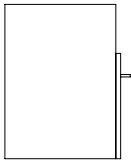
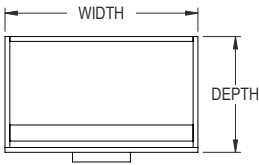
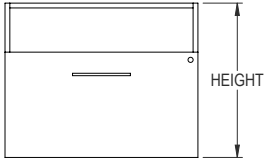
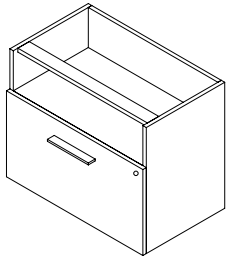
ITEM CODE	WIDTH	DEPTH	HEIGHT	LOCK	OPTION
NSLHY	W30	D24	H21.25	LBB	HF

- 3/4" Thick LPL case construction with one inch of leveling
- Includes lock(s)

- All standard laminates and metal finishes available
- Specify lock option: BRC standard black 'LBB', silver 'LBS'

- High pressure drawer front add code 'HF' and add \$94

- This storage product must be secured or ganged to an additional support structure (eg: wall, adjacent cabinet)



OVERALL SIZE			
WIDTH	DEPTH	HEIGHT	PRICE
15.75"	20"	21.25"	\$752
24"	20"	21.25"	\$766
30"	20"	21.25"	\$722
36"	20"	21.25"	\$812
15.75"	24"	21.25"	\$800
24"	24"	21.25"	\$817
30"	24"	21.25"	\$862
36"	24"	21.25"	\$1,001
15.75"	30"	21.25"	\$824
24"	30"	21.25"	\$838
30"	30"	21.25"	\$932
36"	30"	21.25"	\$1,026

Features & Specifications



ORDER CODE SAMPLE					
ITEM CODE	WIDTH	DEPTH	HEIGHT	LOCK	OPTION
NSLLZ	W30	D24	H21.25	LBB	CW

- 3/4" Thick LPL case construction with one inch of leveling
- File hanging bars and lock(s) included

No Charge Options

- All standard laminate finishes available
- Specify lock option: BRC standard black 'LBB', silver 'LBS'

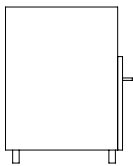
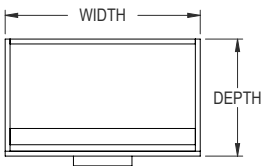
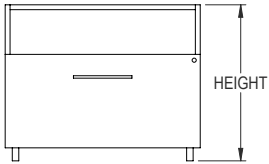
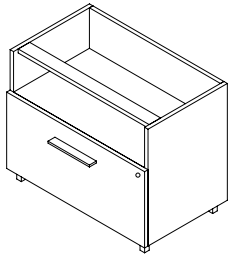
Optional Extra

- High pressure drawer front add code 'HF' and add \$94
- Counterweight add code 'CW' and add \$137



SPECIAL NOTES

- This storage product must be secured or ganged to an additional support structure (eg: wall, adjacent cabinet)



OVERALL SIZE

WIDTH	DEPTH	HEIGHT	PRICE
15.75"	20"	21.25"	\$893
24"	20"	21.25"	\$907
30"	20"	21.25"	\$862
36"	20"	21.25"	\$1,096
15.75"	24"	21.25"	\$941
24"	24"	21.25"	\$957
30"	24"	21.25"	\$1,001
36"	24"	21.25"	\$1,143
15.75"	30"	21.25"	\$966
24"	30"	21.25"	\$981
30"	30"	21.25"	\$1,072
36"	30"	21.25"	\$1,167

Features & Specifications

- 3/4" Thick LPL case construction with one inch of leveling
- File hanging bars and lock(s) included

No Charge Options

- All standard laminates and metal finishes available
- Specify lock option: BRC standard black 'LBB', silver 'LBS'

Optional Extra

- High pressure drawer front add code 'HF' and add \$94
- Counterweight add code 'CW' and add \$137



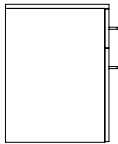
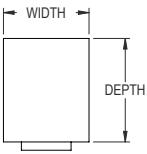
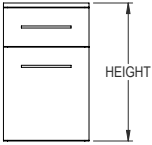
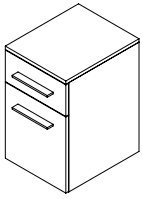
SPECIAL NOTES

- This storage product must be secured or ganged to an additional support structure (eg: wall, adjacent cabinet)



ORDER CODE SAMPLE

ITEM CODE	WIDTH	DEPTH	HEIGHT	LOCK	OPTION
NSLLY	W30	D24	H21.25	LBB	CW



OVERALL SIZE			LAMINATE	
WIDTH	DEPTH	HEIGHT	PRICE M1	PRICE H1
15.75"	20"	22.25"	\$871	\$1,111
15.75"	24"	22.25"	\$894	\$1,134
15.75"	30"	22.25"	\$917	\$1,157

Features & Specifications



ORDER CODE SAMPLE						
ITEM CODE	WIDTH	DEPTH	HEIGHT	LAMINATE	LOCK	OPTION
NPBFZ	W15.75	D24	H22.25	M1	LBS	CW

No Charge Options

Optional Extra



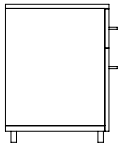
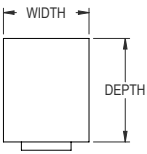
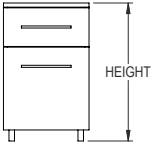

SPECIAL NOTES

- 3/4" Thick LPL case construction with one inch of leveling
- One pencil tray, file hanging bars and lock(s) included
- Laminate codes - *M1*: 1" LPL, *H1*: 1" HPL (top only)

- All standard laminate finishes available
- Specify lock option: BRC standard black '*LBB*', silver '*LBS*'

- High pressure drawer fronts add code '*HF*' and add \$187
- Counterweight add code '*CW*' and add \$137

- This storage product must be secured or ganged to an additional support structure (eg: wall, adjacent cabinet)



OVERALL SIZE			LAMINATE	
WIDTH	DEPTH	HEIGHT	PRICE <i>M1</i>	PRICE <i>H1</i>
15.75"	20"	22.25"	\$1,146	\$1,399
15.75"	24"	22.25"	\$1,170	\$1,429
15.5"	30"	22.25"	\$1,190	\$1,458

Features & Specifications



ORDER CODE SAMPLE						
ITEM CODE	WIDTH	DEPTH	HEIGHT	LAMINATE	LOCK	OPTION
NPBFY	W15.75	D24	H22.25	<i>M1</i>	<i>LBS</i>	<i>CW</i>

No Charge Options

Optional Extra



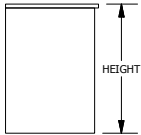
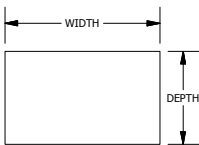
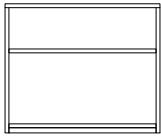
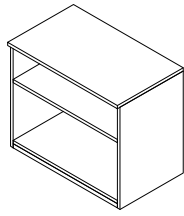
SPECIAL NOTES

- 3/4" Thick LPL case construction with one inch of leveling
- One pencil tray, file hanging bars and lock(s) included
- Laminate codes - *M1*: 1" LPL, *H1*: 1" HPL (top only)

- All standard laminates and metal finishes available
- Specify lock option: BRC standard black '*LBB*', silver '*LBS*'

- High pressure drawer fronts add code '*HF*' and add \$187
- Counterweight add code '*CW*' and add \$137

- This storage product must be secured or ganged to an additional support structure (eg: wall, adjacent cabinet)



Features & Specifications

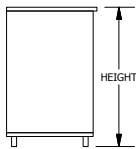
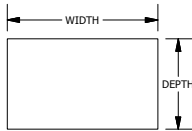
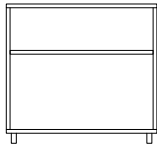
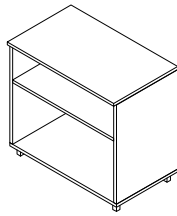
No Charge Options

OVERALL SIZE			LAMINATE	
WIDTH	DEPTH	HEIGHT	PRICE M1	PRICE H1
18"	12"	22.25"	\$871	\$1,089
24"	12"	22.25"	\$871	\$1,089
30"	12"	22.25"	\$897	\$1,119
36"	12"	22.25"	\$917	\$1,147
18"	20"	22.25"	\$891	\$1,116
24"	20"	22.25"	\$891	\$1,116
30"	20"	22.25"	\$917	\$1,147
36"	20"	22.25"	\$938	\$1,173
18"	24"	22.25"	\$938	\$1,031
24"	24"	22.25"	\$938	\$1,031
30"	24"	22.25"	\$960	\$1,202
36"	24"	22.25"	\$987	\$1,233
18"	30"	22.25"	\$938	\$1,173
24"	30"	22.25"	\$938	\$1,173
30"	30"	22.25"	\$987	\$1,233
36"	30"	22.25"	\$1,010	\$1,260



ORDER CODE SAMPLE				
ITEM CODE	WIDTH	DEPTH	HEIGHT	LAMINATE
NLOSZ	W36	D12	H22.25	M1

- 3/4" Thick LPL case construction with one inch of leveling
 - Top overhangs gables by 3/4"
 - One 3/4" thick adjustable shelf in storage space
 - Laminate codes - M1: 1" LPL, H1: 1" HPL (top only)
-
- All standard laminate finishes available



Features & Specifications

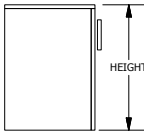
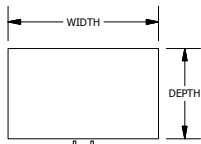
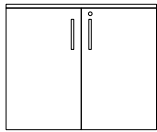
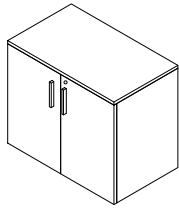
No Charge Options

OVERALL SIZE			LAMINATE	
WIDTH	DEPTH	HEIGHT	PRICE M1	PRICE H1
18"	12"	22.25"	\$999	\$1,215
24"	12"	22.25"	\$999	\$1,215
30"	12"	22.25"	\$1,023	\$1,246
36"	12"	22.25"	\$1,044	\$1,272
18"	20"	22.25"	\$1,020	\$1,242
24"	20"	22.25"	\$1,020	\$1,242
30"	20"	22.25"	\$1,044	\$1,272
36"	20"	22.25"	\$1,066	\$1,300
18"	24"	22.25"	\$1,090	\$1,300
24"	24"	22.25"	\$1,116	\$1,300
30"	24"	22.25"	\$1,066	\$1,329
36"	24"	22.25"	\$1,066	\$1,361
18"	30"	22.25"	\$1,116	\$1,300
24"	30"	22.25"	\$1,136	\$1,300
30"	30"	22.25"	\$1,389	\$1,361
36"	30"	22.25"	\$1,066	\$1,389



ORDER CODE SAMPLE				
ITEM CODE	WIDTH	DEPTH	HEIGHT	LAMINATE
NLOS Y	W36	D12	H22.25	M1

- 3/4" Thick LPL case construction with one inch of leveling
 - Top overhangs gables by 3/4"
 - One 3/4" thick adjustable shelf in storage space
 - Laminate codes - M1: 1" LPL, H1: 1" HPL (top only)
-
- All standard laminates and metal finishes available



Features & Specifications

No Charge Options

Optional Extra

OVERALL SIZE			LAMINATE	
WIDTH	DEPTH	HEIGHT	PRICE M1	PRICE H1
24"	18.75"	22.25"	\$1,106	\$1,358
30"	18.75"	22.25"	\$1,149	\$1,400
36"	18.75"	22.25"	\$1,189	\$1,442
24"	20"	22.25"	\$1,106	\$1,381
30"	20"	22.25"	\$1,149	\$1,435
36"	20"	22.25"	\$1,189	\$1,486
24"	24"	22.25"	\$1,131	\$1,415
30"	24"	22.25"	\$1,173	\$1,467
36"	24"	22.25"	\$1,215	\$1,521
24"	30"	22.25"	\$1,152	\$1,442
30"	30"	22.25"	\$1,198	\$1,496
36"	30"	22.25"	\$1,238	\$1,549

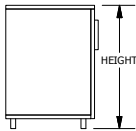
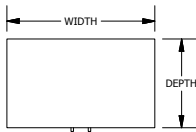
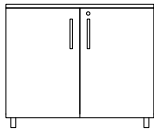
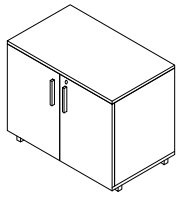


ORDER CODE SAMPLE						
ITEM CODE	WIDTH	DEPTH	HEIGHT	LAMINATE	LOCK	OPTION
NLCSZ	W36	D20	H22.25	M1	LBB	HF

- 3/4" Thick LPL case construction with one inch of leveling
- Includes lock(s)
- One 3/4" thick adjustable shelf in storage space
- Laminate codes - M1: 1" LPL, H1: 1" HPL (top only)

- All standard laminate finishes available
- Specify lock option: BRC standard black 'LBB', silver 'LBS'

- High pressure door fronts add code 'HF' and add \$187



OVERALL SIZE			LAMINATE	
WIDTH	DEPTH	HEIGHT	PRICE M1	PRICE H1
18"	18.75"	22"	\$917	\$1,021
24"	18.75"	22"	\$1,069	\$1,173
30"	18.75"	22"	\$1,221	\$1,325
36"	18.75"	22"	\$1,373	\$1,477
18"	20"	22"	\$955	\$1,059
24"	20"	22"	\$1,107	\$1,211
30"	20"	22"	\$1,259	\$1,363
36"	20"	22"	\$1,411	\$1,515
18"	24"	22"	\$993	\$1,097
24"	24"	22"	\$1,145	\$1,249
30"	24"	22"	\$1,297	\$1,401
36"	24"	22"	\$1,449	\$1,553
18"	30"	22"	\$1,031	\$1,135
24"	30"	22"	\$1,183	\$1,287
30"	30"	22"	\$1,335	\$1,439
36"	30"	22"	\$1,487	\$1,591

Features & Specifications



ORDER CODE SAMPLE						
ITEM CODE	WIDTH	DEPTH	HEIGHT	LAMINATE	LOCK	OPTION
NLCSY	W36	D20	H22.25	M1	LBB	HF


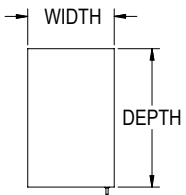
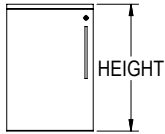
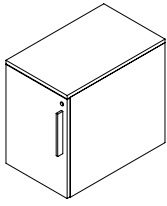
- 3/4" Thick LPL case construction with one inch of leveling
- Includes lock(s)
- One 3/4" thick adjustable shelf in storage space
- Laminate codes - M1: 1" LPL, H1: 1" HPL (top only)

No Charge Options

- All standard laminates and metal finishes available
- Specify lock option: BRC standard black 'LBB', silver 'LBS'

Optional Extra

- High pressure door fronts add code 'HF' and add \$187



HINGED LEFT SHOWN

Features & Specifications

No Charge Options

OVERALL SIZE			LAMINATE	
WIDTH	DEPTH	HEIGHT	PRICE M1	PRICE H1
12"	18.75"	22.25"	\$834	\$1,002
12"	24"	22.25"	\$859	\$1,029
12"	30"	22.25"	\$879	\$1,055
15"	18.75"	22.25"	\$877	\$1,053
15"	24"	22.25"	\$902	\$1,080
15"	30"	22.25"	\$924	\$1,108
18"	18.75"	22.25"	\$921	\$1,106
18"	24"	22.25"	\$947	\$1,135
18"	30"	22.25"	\$970	\$1,163



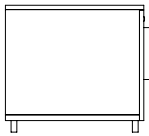
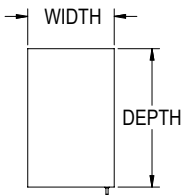
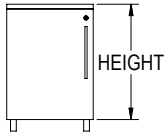
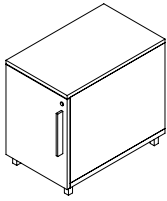
ORDER CODE SAMPLE

ITEM CODE	WIDTH	DEPTH	HEIGHT	LAMINATE	HAND	LOCK
NPCSZ	W12	D24	H22	M1	HL	LBB

- 3/4" Thick LPL case construction with one inch of leveling
- One 3/4" thick adjustable shelf in storage space
- Specify 'HL' for hinged left or 'HR' for hinged right
- Laminate codes - M1: 1" LPL, H1: 1" HPL (top only)

- All standard laminates and metal finishes available
- Lock: Hudson black 'LBB', silver 'LBS'





HINGED LEFT SHOWN

Features & Specifications

No Charge Options

OVERALL SIZE			LAMINATE	
WIDTH	DEPTH	HEIGHT	PRICE M1	PRICE H1
12"	18.75"	22.25"	\$957	\$1,125
12"	24"	22.25"	\$981	\$1,151
12"	30"	22.25"	\$1,001	\$1,177
15"	18.75"	22.25"	\$1,000	\$1,174
15"	24"	22.25"	\$1,024	\$1,203
15"	30"	22.25"	\$1,046	\$1,230
18"	18.75"	22.25"	\$1,043	\$1,227
18"	24"	22.25"	\$1,068	\$1,257
18"	30"	22.25"	\$1,093	\$1,286

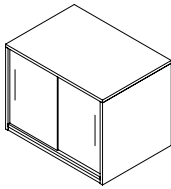


ORDER CODE SAMPLE

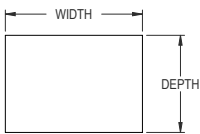
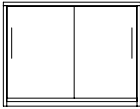
ITEM CODE	WIDTH	DEPTH	HEIGHT	LAMINATE	HAND	LOCK
NPCSY	W12	D24	H22	M1	HL	LBB

- 3/4" Thick LPL case construction with one inch of leveling
- One 3/4" thick adjustable shelf in storage space
- Specify 'HL' for hinged left or 'HR' for hinged right
- Laminate codes - M1: 1" LPL, H1: 1" HPL (top only)

- All standard laminates and metal finishes available
- Lock: Hudson black 'LBB', silver 'LBS'



NOTE: BRC PUSH LOCK ONLY!



OVERALL SIZE			LAMINATE	
WIDTH	DEPTH	HEIGHT	PRICE M1	PRICE H1
24"	20"	22.25"	\$1,479	\$1,849
30"	20"	22.25"	\$1,523	\$1,903
36"	20"	22.25"	\$1,564	\$1,955
24"	24"	22.25"	\$1,504	\$1,882
30"	24"	22.25"	\$1,545	\$1,931
36"	24"	22.25"	\$1,587	\$1,984
24"	30"	22.25"	\$1,526	\$1,908
30"	30"	22.25"	\$1,570	\$1,962
36"	30"	22.25"	\$1,611	\$2,014



ORDER CODE SAMPLE						
ITEM CODE	WIDTH	DEPTH	HEIGHT	LAMINATE	LOCK	OPTION
NLSSZ	W36	D20	H22.25	M1	LBB-P	HF

Features & Specifications

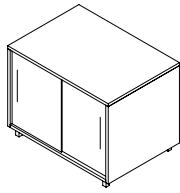
- 3/4" Thick LPL case construction with one inch of leveling
- Handles included on 3/4" thick laminate sliding door
- Includes lock(s)
- One 3/4" thick adjustable shelf in storage space
- Laminate codes - M1: 1" LPL, H1: 1" HPL (top only)

No Charge Options

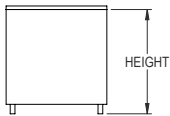
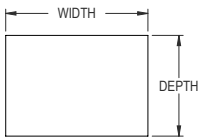
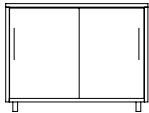
- All standard laminate finishes available
- Specify lock option: BRC standard black 'LBB-P', silver 'LBS-P'

Optional Extra

- High pressure door fronts add code 'HF' and add \$187



NOTE: BRC PUSH LOCK ONLY!



OVERALL SIZE			LAMINATE	
WIDTH	DEPTH	HEIGHT	PRICE M1	PRICE H1
24"	20"	22.25"	\$1,479	\$1,849
30"	20"	22.25"	\$1,523	\$1,903
36"	20"	22.25"	\$1,564	\$1,955
24"	24"	22.25"	\$1,504	\$1,882
30"	24"	22.25"	\$1,545	\$1,931
36"	24"	22.25"	\$1,587	\$1,984
24"	30"	22.25"	\$1,526	\$1,908
30"	30"	22.25"	\$1,570	\$1,962
36"	30"	22.25"	\$1,611	\$2,014



ORDER CODE SAMPLE						
ITEM CODE	WIDTH	DEPTH	HEIGHT	LAMINATE	LOCK	OPTION
NLSSY	W36	D20	H22.25	M1	LBB-P	HF

Features & Specifications

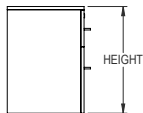
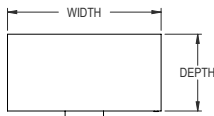
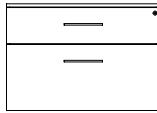
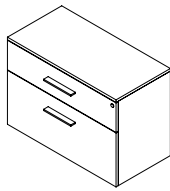
- 3/4" Thick LPL case construction with one inch of leveling
- Handles included on 3/4" thick laminate sliding door
- Includes lock(s)
- One 3/4" thick adjustable shelf in storage space
- Laminate codes - M1: 1" LPL, H1: 1" HPL (top only)

No Charge Options

- All standard laminates and metal finishes available
- Specify lock option: BRC standard black 'LBB-P', silver 'LBS-P'

Optional Extra

- High pressure door fronts add code 'HF' and add \$187



OVERALL SIZE			LAMINATE	
WIDTH	DEPTH	HEIGHT	PRICE M1	PRICE H1
24"	20"	22.25"	\$1,106	\$1,381
30"	20"	22.25"	\$1,202	\$1,501
36"	20"	22.25"	\$1,294	\$1,619
24"	24"	22.25"	\$1,152	\$1,442
30"	24"	22.25"	\$1,246	\$1,557
36"	24"	22.25"	\$1,200	\$1,675
24"	30"	22.25"	\$1,177	\$1,471
30"	30"	22.25"	\$1,271	\$1,590
36"	30"	22.25"	\$1,365	\$1,706

Features & Specifications

No Charge Options

Optional Extra



SPECIAL NOTES



ORDER CODE SAMPLE						
ITEM CODE	WIDTH	DEPTH	HEIGHT	LAMINATE	LOCK	OPTION
NLLSZ	W36	D20	H22.25	M1	LBS	CW

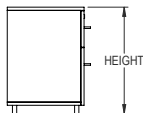
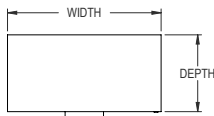
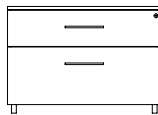
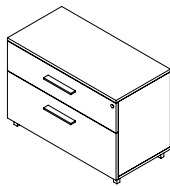
- 3/4" Thick LPL case construction with one inch of leveling
- File hanging bars and lock(s) included
- Laminate codes - M1: 1" LPL, H1: 1" HPL (top only)

- All standard laminate finishes available
- Specify lock option: BRC standard black 'LBB', silver 'LBS'

- High pressure drawer fronts add code 'HF' and add \$187
- Counterweight add code 'CW' and add \$137

- This storage product must be secured or ganged to an additional support structure (eg: wall, adjacent cabinet)





OVERALL SIZE			LAMINATE	
WIDTH	DEPTH	HEIGHT	PRICE M1	PRICE H1
24"	20"	22.25"	\$1,246	\$1,511
30"	20"	22.25"	\$1,341	\$1,630
36"	20"	22.25"	\$1,435	\$1,747
24"	24"	22.25"	\$1,294	\$1,569
30"	24"	22.25"	\$1,389	\$1,686
36"	24"	22.25"	\$1,483	\$1,803
24"	30"	22.25"	\$1,320	\$1,600
30"	30"	22.25"	\$1,414	\$1,718
36"	30"	22.25"	\$1,507	\$1,835

Features & Specifications

No Charge Options

Optional Extra



SPECIAL NOTES



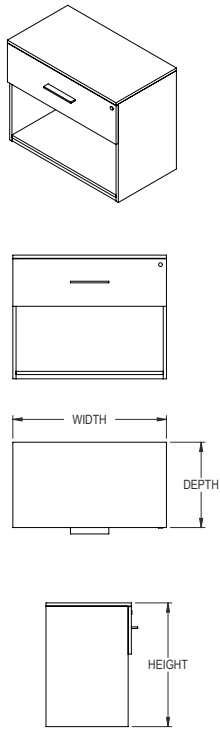
ORDER CODE SAMPLE						
ITEM CODE	WIDTH	DEPTH	HEIGHT	LAMINATE	LOCK	OPTION
NLLSY	W36	D20	H22.25	M1	LBS	CW

- 3/4" Thick LPL case construction with one inch of leveling
- File hanging bars and lock(s) included
- Laminate codes - M1: 1" LPL, H1: 1" HPL (top only)

- All standard laminates and metal finishes available
- Specify lock option: BRC standard black 'LBB', silver 'LBS'

- High pressure drawer fronts add code 'HF' and add \$187
- Counterweight add code 'CW' and add \$137

- This storage product must be secured or ganged to an additional support structure (eg: wall, adjacent cabinet)



OVERALL SIZE			LAMINATE	
WIDTH	DEPTH	HEIGHT	PRICE M1	PRICE H1
15.75"	20"	22.25"	\$947	\$1,183
24"	20"	22.25"	\$989	\$1,237
30"	20"	22.25"	\$1,031	\$1,288
36"	20"	22.25"	\$1,075	\$1,343
15.75"	24"	22.25"	\$971	\$1,214
24"	24"	22.25"	\$1,012	\$1,266
30"	24"	22.25"	\$1,055	\$1,319
36"	24"	22.25"	\$1,096	\$1,371
15.75"	30"	22.25"	\$993	\$1,242
24"	30"	22.25"	\$1,037	\$1,294
30"	30"	22.25"	\$1,078	\$1,349
36"	30"	22.25"	\$1,121	\$1,402

Features & Specifications

No Charge Options

Optional Extra



SPECIAL NOTES



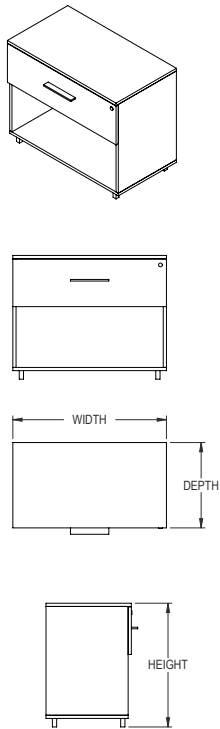
ORDER CODE SAMPLE						
ITEM CODE	WIDTH	DEPTH	HEIGHT	LAMINATE	LOCK	OPTION
NLBOZ	W36	D20	H22.25	M1	LBB	HF

- 3/4" Thick LPL case construction with one inch of leveling
- Includes lock(s)
- Laminate codes - M1: 1" LPL, H1: 1" HPL (top only)

- All standard laminate finishes available
- Specify lock option: BRC standard black 'LBB', silver 'LBS'

- High pressure drawer front add code 'HF' and add \$94

- This storage product must be secured or ganged to an additional support structure (eg: wall, adjacent cabinet)



OVERALL SIZE			LAMINATE	
WIDTH	DEPTH	HEIGHT	PRICE M1	PRICE H1
15.75"	20"	22.25"	\$1,089	\$1,360
24"	20"	22.25"	\$1,131	\$1,415
30"	20"	22.25"	\$1,173	\$1,467
36"	20"	22.25"	\$1,215	\$1,521
15.75"	24"	22.25"	\$1,109	\$1,388
24"	24"	22.25"	\$1,152	\$1,442
30"	24"	22.25"	\$1,198	\$1,496
36"	24"	22.25"	\$1,238	\$1,549
15.75"	30"	22.25"	\$1,135	\$1,419
24"	30"	22.25"	\$1,177	\$1,471
30"	30"	22.25"	\$1,218	\$1,524
36"	30"	22.25"	\$1,264	\$1,578

Features & Specifications

No Charge Options

Optional Extra



SPECIAL NOTES



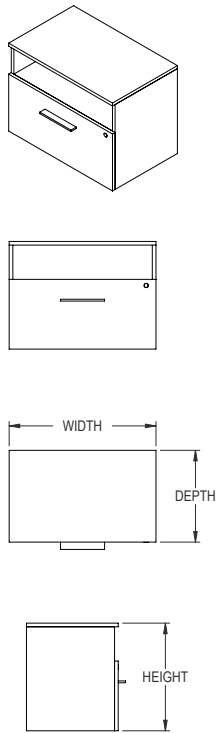
ORDER CODE SAMPLE						
ITEM CODE	WIDTH	DEPTH	HEIGHT	LAMINATE	LOCK	OPTION
NLBOY	W36	D20	H22.25	M1	LBB	HF

- 3/4" Thick LPL case construction with one inch of leveling
- Includes lock(s)
- Laminate codes - *M1*: 1" LPL, *H1*: 1" HPL (top only)

- All standard laminates and metal finishes available
- Specify lock option: BRC standard black '*LBB*', silver '*LBS*'

- High pressure drawer front add code '*HF*' and add \$94

- This storage product must be secured or ganged to an additional support structure (eg: wall, adjacent cabinet)



OVERALL SIZE			LAMINATE	
WIDTH	DEPTH	HEIGHT	PRICE M1	PRICE H1
15.75"	18.75"	22"	\$986	\$1,204
24"	18.75"	22"	\$989	\$1,237
30"	18.75"	22"	\$1,031	\$1,288
36"	18.75"	22"	\$1,075	\$1,343
15.75"	20"	22"	\$989	\$1,204
24"	20"	22"	\$989	\$1,237
30"	20"	22"	\$1,031	\$1,288
36"	20"	22"	\$1,075	\$1,343
15.75"	24"	22"	\$1,007	\$1,214
24"	24"	22"	\$1,012	\$1,266
30"	24"	22"	\$1,055	\$1,319
36"	24"	22"	\$1,096	\$1,371
15.75"	30"	22"	\$1,018	\$1,267
24"	30"	22"	\$1,037	\$1,294
30"	30"	22"	\$1,078	\$1,349
36"	30"	22"	\$1,121	\$1,402

Features & Specifications

No Charge Options

Optional Extra



SPECIAL NOTES



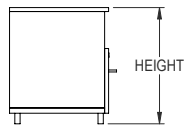
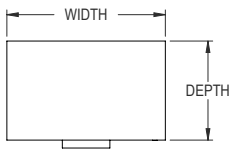
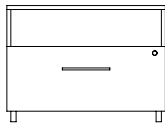
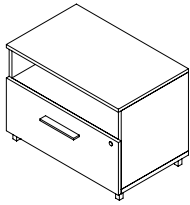
ORDER CODE SAMPLE						
ITEM CODE	WIDTH	DEPTH	HEIGHT	LAMINATE	LOCK	OPTION
NLOFZ	W36	D20	H22.25	M1	LBB	CW

- 3/4" Thick LPL case construction with one inch of leveling
- File hanging bars and lock(s) included
- Laminate codes - M1: 1" LPL, H1: 1" HPL (top only)

- All standard laminate finishes available
- Specify lock option: BRC standard black 'LBB', silver 'LBS'

- High pressure drawer front add code 'HF' and add \$94
- Counterweight add code 'CW' and add \$137

- This storage product must be secured or ganged to an additional support structure (eg: wall, adjacent cabinet)



OVERALL SIZE			LAMINATE	
WIDTH	DEPTH	HEIGHT	PRICE M1	PRICE H1
15.75"	18.75"	22"	\$1,128	\$1,332
24"	18.75"	22"	\$1,131	\$1,223
30"	18.75"	22"	\$1,173	\$1,416
36"	18.75"	22"	\$1,215	\$1,471
15.75"	20"	22"	\$1,128	\$1,332
24"	20"	22"	\$1,131	\$1,364
30"	20"	22"	\$1,173	\$1,416
36"	20"	22"	\$1,215	\$1,471
15.75"	24"	22"	\$1,133	\$1,342
24"	24"	22"	\$1,152	\$1,393
30"	24"	22"	\$1,198	\$1,446
36"	24"	22"	\$1,238	\$1,499
15.75"	30"	22"	\$1,164	\$1,394
24"	30"	22"	\$1,177	\$1,422
30"	30"	22"	\$1,218	\$1,476
36"	30"	22"	\$1,264	\$1,529

Features & Specifications

No Charge Options

Optional Extra



SPECIAL NOTES



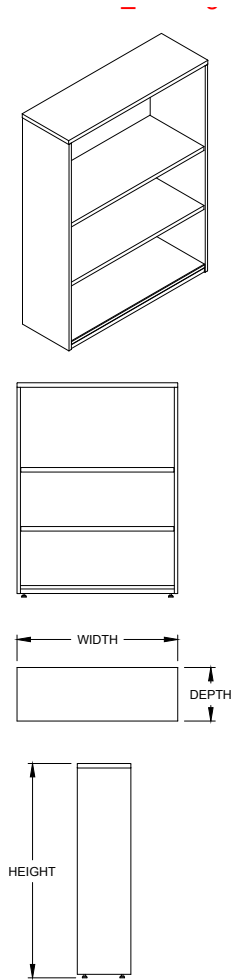
ORDER CODE SAMPLE						
ITEM CODE	WIDTH	DEPTH	HEIGHT	LAMINATE	LOCK	OPTION
NLOFY	W36	D18.75	H22.25	M1	LBB	CW

- 3/4" Thick LPL case construction with one inch of leveling
- File hanging bars and lock(s) included
- Laminate codes - M1: 1" LPL, H1: 1" HPL (top only)

- All standard laminates and metal finishes available
- Specify lock option: BRC standard black 'LBB', silver 'LBS'

- High pressure drawer front add code 'HF' and add \$94
- Counterweight add code 'CW' and add \$137

- This storage product must be secured or ganged to an additional support structure (eg: wall, adjacent cabinet)



OVERALL SIZE				
WIDTH	DEPTH	HEIGHT	SHELVES	PRICE <i>M1</i>
24"	12"	29"	1 ADJUSTABLE	\$696
30"	12"	29"	1 ADJUSTABLE	\$810
36"	12"	29"	1 ADJUSTABLE	\$930
24"	12"	36"	2 ADJUSTABLE	\$810
30"	12"	36"	2 ADJUSTABLE	\$930
36"	12"	36"	2 ADJUSTABLE	\$1,047
24"	12"	42"	2 ADJUSTABLE	\$930
30"	12"	42"	2 ADJUSTABLE	\$1,047
36"	12"	42"	2 ADJUSTABLE	\$1,164
24"	12"	48"	2 ADJUSTABLE	\$1,047
30"	12"	48"	2 ADJUSTABLE	\$1,164
36"	12"	48"	2 ADJUSTABLE	\$1,047
24"	12"	60"	3 ADJUSTABLE	\$1,164
30"	12"	60"	3 ADJUSTABLE	\$1,283
36"	12"	60"	3 ADJUSTABLE	\$1,164
24"	12"	66"	3 ADJ, 1 FIXED	\$1,283
30"	12"	66"	3 ADJ, 1 FIXED	\$1,399
36"	12"	66"	3 ADJ, 1 FIXED	\$1,283
24"	12"	72"	3 ADJ, 1 FIXED	\$1,399
30"	12"	72"	3 ADJ, 1 FIXED	\$1,518
36"	12"	72"	3 ADJ, 1 FIXED	\$1,399
24"	12"	84"	4 ADJ, 1 FIXED	\$1,518
30"	12"	84"	4 ADJ, 1 FIXED	\$1,635
36"	12"	84"	4 ADJ, 1 FIXED	\$1,752

Features & Specifications

No Charge Options



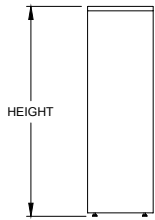
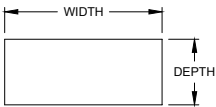
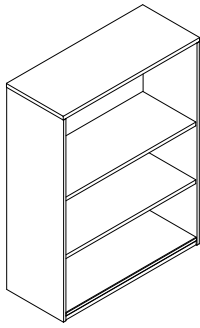
SPECIAL NOTES



ORDER CODE SAMPLE				
ITEM CODE	WIDTH	DEPTH	HEIGHT	LAMINATE
NB12Z	W24	D12	H42	<i>M1</i>

- 3/4" Thick LPL case construction with one inch of leveling
- Top flush with gables
- 1" thick shelf (see chart above)
- Cam cover caps are visible on inside of unit
- Laminate codes - *M1*: 1" LPL (top only)
- All standard laminate finishes available

- This storage product must be secured or ganged to an additional support structure (eg: wall, adjacent cabinet)



OVERALL SIZE

WIDTH	DEPTH	HEIGHT	SHELVES	PRICE M1
24"	15"	29"	1 ADJUSTABLE	\$822
30"	15"	29"	1 ADJUSTABLE	\$936
36"	15"	29"	1 ADJUSTABLE	\$1,055
24"	15"	36"	2 ADJUSTABLE	\$936
30"	15"	36"	2 ADJUSTABLE	\$1,055
36"	15"	36"	2 ADJUSTABLE	\$1,173
24"	15"	42"	2 ADJUSTABLE	\$1,055
30"	15"	42"	2 ADJUSTABLE	\$1,173
36"	15"	42"	2 ADJUSTABLE	\$1,291
24"	15"	48"	2 ADJUSTABLE	\$1,173
30"	15"	48"	2 ADJUSTABLE	\$1,291
36"	15"	48"	2 ADJUSTABLE	\$1,407
24"	15"	60"	3 ADJUSTABLE	\$1,291
30"	15"	60"	3 ADJUSTABLE	\$1,407
36"	15"	60"	3 ADJUSTABLE	\$1,525
24"	15"	66"	3 ADJ, 1 FIXED	\$1,407
30"	15"	66"	3 ADJ, 1 FIXED	\$1,525
36"	15"	66"	3 ADJ, 1 FIXED	\$1,643
24"	15"	72"	3 ADJ, 1 FIXED	\$1,525
30"	15"	72"	3 ADJ, 1 FIXED	\$1,643
36"	15"	72"	3 ADJ, 1 FIXED	\$1,760
24"	15"	84"	4 ADJ, 1 FIXED	\$1,643
30"	15"	84"	4 ADJ, 1 FIXED	\$1,760
36"	15"	84"	4 ADJ, 1 FIXED	\$1,877

Features & Specifications

No Charge Options



SPECIAL NOTES




ORDER CODE SAMPLE

ITEM CODE	WIDTH	DEPTH	HEIGHT	LAMINATE
NB15Z	W24	D15	H42	M1

- 3/4" Thick LPL case construction with one inch of leveling
- Top flush with gables
- 1" thick shelf (see chart above)
- Cam cover caps are visible on inside of unit
- Laminate codes - M1: 1" LPL (top only)
- All standard laminate finishes available

- This storage product must be secured or ganged to an additional support structure (eg: wall, adjacent cabinet)





OVERALL SIZE				
WIDTH	DEPTH	HEIGHT	SHELVES	PRICE <i>M1</i>
24"	20"	29"	1 ADJUSTABLE	\$1,037
30"	20"	29"	1 ADJUSTABLE	\$1,152
36"	20"	29"	1 ADJUSTABLE	\$1,271
24"	20"	36"	2 ADJUSTABLE	\$1,152
30"	20"	36"	2 ADJUSTABLE	\$1,271
36"	20"	36"	2 ADJUSTABLE	\$1,389
24"	20"	42"	2 ADJUSTABLE	\$1,271
30"	20"	42"	2 ADJUSTABLE	\$1,389
36"	20"	42"	2 ADJUSTABLE	\$1,507
24"	20"	48"	2 ADJUSTABLE	\$1,389
30"	20"	48"	2 ADJUSTABLE	\$1,507
36"	20"	48"	2 ADJUSTABLE	\$1,623
24"	20"	60"	3 ADJUSTABLE	\$1,507
30"	20"	60"	3 ADJUSTABLE	\$1,623
36"	20"	60"	3 ADJUSTABLE	\$1,742
24"	20"	66"	3 ADJ, 1 FIXED	\$1,623
30"	20"	66"	3 ADJ, 1 FIXED	\$1,742
36"	20"	66"	3 ADJ, 1 FIXED	\$1,858
24"	20"	72"	3 ADJ, 1 FIXED	\$1,742
30"	20"	72"	3 ADJ, 1 FIXED	\$1,858
36"	20"	72"	3 ADJ, 1 FIXED	\$1,976
24"	20"	84"	4 ADJ, 1 FIXED	\$1,858
30"	20"	84"	4 ADJ, 1 FIXED	\$1,976
36"	20"	84"	4 ADJ, 1 FIXED	\$2,095

Features & Specifications

No Charge Options




SPECIAL NOTES



ORDER CODE SAMPLE				
ITEM CODE	WIDTH	DEPTH	HEIGHT	LAMINATE
NB20Z	W24	D20	H42	<i>M1</i>

- 3/4" Thick LPL case construction with one inch of leveling
- Top flush with gables
- 1" thick shelf (see chart above)
- Cam cover caps are visible on inside of unit
- Laminate codes - *M1*: 1" LPL (top only)
- All standard laminate finishes available

- This storage product must be secured or ganged to an additional support structure (eg: wall, adjacent cabinet)



OVERALL SIZE				
WIDTH	DEPTH	HEIGHT	SHELVES	PRICE <i>M1</i>
24"	24"	29"	1 ADJUSTABLE	\$1,204
30"	24"	29"	1 ADJUSTABLE	\$1,322
36"	24"	29"	1 ADJUSTABLE	\$1,439
24"	24"	36"	2 ADJUSTABLE	\$1,322
30"	24"	36"	2 ADJUSTABLE	\$1,439
36"	24"	36"	2 ADJUSTABLE	\$1,556
24"	24"	42"	2 ADJUSTABLE	\$1,482
30"	24"	42"	2 ADJUSTABLE	\$1,556
36"	24"	42"	2 ADJUSTABLE	\$1,674
24"	24"	48"	2 ADJUSTABLE	\$1,556
30"	24"	48"	2 ADJUSTABLE	\$1,674
36"	24"	48"	2 ADJUSTABLE	\$1,792
24"	24"	60"	3 ADJUSTABLE	\$1,674
30"	24"	60"	3 ADJUSTABLE	\$1,792
36"	24"	60"	3 ADJUSTABLE	\$1,909
24"	24"	66"	3 ADJ, 1 FIXED	\$1,792
30"	24"	66"	3 ADJ, 1 FIXED	\$1,909
36"	24"	66"	3 ADJ, 1 FIXED	\$2,027
24"	24"	72"	3 ADJ, 1 FIXED	\$1,909
30"	24"	72"	3 ADJ, 1 FIXED	\$2,027
36"	24"	72"	3 ADJ, 1 FIXED	\$2,145
24"	24"	84"	4 ADJ, 1 FIXED	\$2,027
30"	24"	84"	4 ADJ, 1 FIXED	\$2,145
36"	24"	84"	4 ADJ, 1 FIXED	\$2,262

Features & Specifications

No Charge Options



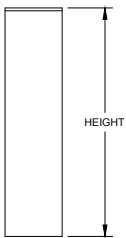
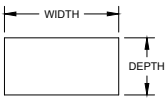

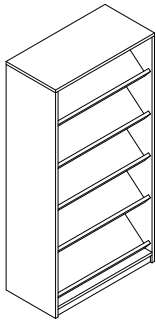
SPECIAL NOTES



ORDER CODE SAMPLE				
ITEM CODE	WIDTH	DEPTH	HEIGHT	LAMINATE
NB24Z	W24	D24	H42	<i>M1</i>

- 3/4" Thick LPL case construction with one inch of leveling
- Top flush with gables
- 1" thick shelf (see chart above)
- Cam cover caps are visible on inside of unit
- Laminate codes - *M1*: 1" LPL (top only)
- All standard laminate finishes available

- This storage product must be secured or ganged to an additional support structure (eg: wall, adjacent cabinet)



OVERALL SIZE			
WIDTH	DEPTH	HEIGHT	PRICE <i>M1</i>
30"	15"	29"	\$2,463
30"	15"	36"	\$2,583
30"	15"	48"	\$2,625
30"	15"	60"	\$2,692
30"	15"	66"	\$2,938
30"	15"	72"	\$3,185
30"	15"	84"	\$3,428
36"	15"	29"	\$2,736
36"	15"	36"	\$2,769
36"	15"	48"	\$2,852
36"	15"	60"	\$2,938
36"	15"	66"	\$3,185
36"	15"	72"	\$3,428
36"	15"	84"	\$3,672
42"	15"	29"	\$2,967
42"	15"	36"	\$3,035
42"	15"	48"	\$3,122
42"	15"	60"	\$3,212
42"	15"	66"	\$3,458
42"	15"	72"	\$3,944
42"	15"	84"	\$3,993

Features & Specifications

No Charge Options



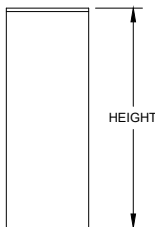
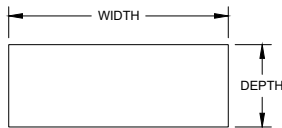

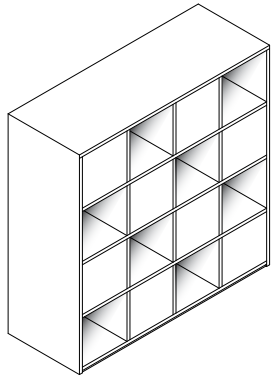
SPECIAL NOTES



ORDER CODE SAMPLE					
ITEM CODE	WIDTH	DEPTH	HEIGHT	LAMINATE	OPTION
NBDSZ	W36	D15	H66	<i>M1</i>	<i>HF</i>

- 3/4" Thick LPL case construction with one inch of leveling
- Top flush with gables
- Display shelves flip up to reveal storage behind
- Cam cover caps are visible on inside of unit
- Laminate codes - *M1*: 1" LPL (top only)
- All standard laminate finishes available

- This storage product must be secured or ganged to an additional support structure (eg: wall, adjacent cabinet)



Features & Specifications

No Charge Options



SPECIAL NOTES

OVERALL SIZE				
WIDTH	DEPTH	HEIGHT	# OPENINGS	PRICE M1
24"	18"	36"	6	\$2,494
24"	18"	48"	8	\$2,865
24"	18"	60"	10	\$3,298
36"	18"	36"	9	\$2,866
36"	18"	48"	12	\$3,294
36"	18"	60"	15	\$3,793
48"	18"	36"	12	\$3,298
48"	18"	48"	16	\$3,788
48"	18"	60"	20	\$4,361
60"	18"	36"	15	\$3,790
60"	18"	48"	20	\$4,358
60"	18"	60"	25	\$5,014

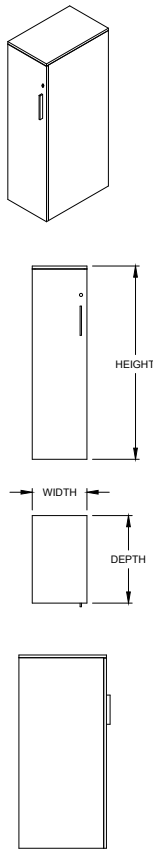


ORDER CODE SAMPLE				
ITEM CODE	WIDTH	DEPTH	HEIGHT	LAMINATE
NBYYZ	W24	D18	H42	M1

- 3/4" Thick LPL case construction with one inch of leveling
- Top flush with gables
- Shelves and dividers are fixed and evenly spaced
- 3/4" Thick shelves
- Laminate codes - M1: 1" LPL (top only)

- All standard laminate finishes available

- This storage product must be secured or ganged to an additional support structure (eg: wall, adjacent cabinet)



OVERALL SIZE			
WIDTH	DEPTH	HEIGHT	M1
9"	20"	42"	\$1,093
9"	24"	42"	\$1,172
9"	30"	42"	\$1,172
9"	20"	48"	\$1,125
9"	24"	48"	\$1,204
9"	30"	48"	\$1,204
9"	20"	54"	\$1,190
9"	24"	54"	\$1,270
9"	30"	54"	\$1,270
9"	20"	66"	\$1,191
9"	24"	66"	\$1,278
9"	30"	66"	\$1,278
9"	20"	72"	\$1,264
9"	24"	72"	\$1,347
9"	30"	72"	\$1,347
9"	20"	84"	\$1,339
9"	24"	84"	\$1,429
9"	30"	84"	\$1,429
15"	20"	42"	\$1,189
15"	24"	42"	\$1,271
15"	30"	42"	\$1,271
15"	20"	48"	\$1,221
15"	24"	48"	\$1,304
15"	30"	48"	\$1,304
15"	20"	54"	\$1,319
15"	24"	54"	\$1,399
15"	30"	54"	\$1,399
15"	20"	66"	\$1,294
15"	24"	66"	\$1,381
15"	30"	66"	\$1,381
15"	20"	72"	\$1,397
15"	24"	72"	\$1,483
15"	30"	72"	\$1,483
15"	20"	84"	\$1,482
15"	24"	84"	\$1,572
15"	30"	84"	\$1,572

OVERALL SIZE			
WIDTH	DEPTH	HEIGHT	M1
18"	20"	42"	\$1,189
18"	24"	42"	\$1,271
18"	30"	42"	\$1,271
18"	20"	48"	\$1,221
18"	24"	48"	\$1,304
18"	30"	48"	\$1,304
18"	20"	54"	\$1,319
18"	24"	54"	\$1,399
18"	30"	54"	\$1,399
18"	20"	66"	\$1,294
18"	24"	66"	\$1,381
18"	30"	66"	\$1,381
18"	20"	72"	\$1,397
18"	24"	72"	\$1,483
18"	30"	72"	\$1,483
18"	20"	84"	\$1,482
18"	24"	84"	\$1,572
18"	30"	84"	\$1,572
24"	20"	42"	\$1,362
24"	24"	42"	\$1,499
24"	30"	42"	\$1,499
24"	20"	48"	\$1,394
24"	24"	48"	\$1,530
24"	30"	48"	\$1,530
24"	20"	54"	\$1,784
24"	24"	54"	\$1,921
24"	30"	54"	\$1,921
24"	24"	66"	\$1,420
24"	24"	66"	\$1,561
24"	30"	66"	\$1,561
24"	20"	72"	\$1,821
24"	24"	72"	\$1,960
24"	30"	72"	\$1,960
24"	20"	84"	\$2,034
24"	24"	84"	\$2,201
24"	30"	84"	\$2,333



ORDER CODE SAMPLE							
ITEM CODE	WIDTH	DEPTH	HEIGHT	LAMINATE	HAND	LOCK	OPTION
NWTCZ	W9	D20	H48	M1	HL	LBB	HF CH

Features & Specifications

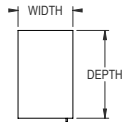
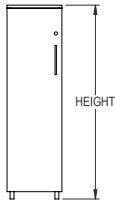
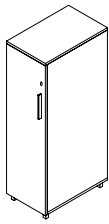
No Charge Options

Optional Extra



SPECIAL NOTES

- 3/4" Thick LPL case construction with one inch of leveling
- Includes lock(s)
- Wardrobe with fixed hat shelf and coat rod; only 66"H units and taller include hat shelf
- Laminate codes - M1: 1" LPL (top only)
- Specify hinged left 'HL' or hinged right 'HR' when ordering
- All standard laminate finishes available
- Specify lock option: BRC standard black 'LBB', silver 'LBS'
- Specify coat hook instead of coat rod, add option code 'CH'
- High pressure door front add code 'HF' and add \$94
- Adjustable (10"-14") lower shelf, add code 'LS' and add \$125
- Front louvered grommet venting available, add option code 'FV' and \$76 per door
- This storage product must be secured or ganged to an additional support structure (eg: wall, adjacent cabinet)



OVERALL SIZE			LAMINATE
WIDTH	DEPTH	HEIGHT	M1
9"	20"	42"	\$1,215
9"	24"	42"	\$1,294
9"	30"	42"	\$1,294
9"	20"	48"	\$1,247
9"	24"	48"	\$1,326
9"	30"	48"	\$1,326
9"	20"	54"	\$1,312
9"	24"	54"	\$1,393
9"	30"	54"	\$1,393
9"	20"	66"	\$1,313
9"	24"	66"	\$1,400
9"	30"	66"	\$1,400
9"	20"	72"	\$1,385
9"	24"	72"	\$1,470
9"	30"	72"	\$1,470
9"	20"	84"	\$1,461
9"	24"	84"	\$1,551
9"	30"	84"	\$1,551
15"	20"	42"	\$1,311
15"	24"	42"	\$1,394
15"	30"	42"	\$1,394
15"	20"	48"	\$1,343
15"	24"	48"	\$1,427
15"	30"	48"	\$1,427
15"	20"	54"	\$1,441
15"	24"	54"	\$1,522
15"	30"	54"	\$1,522
15"	20"	66"	\$1,417
15"	24"	66"	\$1,503
15"	30"	66"	\$1,503
15"	20"	72"	\$1,521
15"	24"	72"	\$1,606
15"	30"	72"	\$1,606
15"	20"	84"	\$1,604
15"	24"	84"	\$1,695
15"	30"	84"	\$1,695
15"	20"	84"	\$1,695

OVERALL SIZE			LAMINATE
WIDTH	DEPTH	HEIGHT	M1
18"	20"	42"	\$1,311
18"	24"	42"	\$1,394
18"	30"	42"	\$1,394
18"	20"	48"	\$1,343
18"	24"	48"	\$1,427
18"	30"	48"	\$1,427
18"	20"	54"	\$1,441
18"	24"	54"	\$1,522
18"	30"	54"	\$1,522
18"	20"	66"	\$1,417
18"	24"	66"	\$1,503
18"	30"	66"	\$1,503
18"	20"	72"	\$1,521
18"	24"	72"	\$1,606
18"	30"	72"	\$1,606
18"	20"	84"	\$1,604
18"	24"	84"	\$1,695
18"	30"	84"	\$1,695
24"	20"	42"	\$1,484
24"	24"	42"	\$1,621
24"	30"	42"	\$1,621
24"	20"	48"	\$1,516
24"	24"	48"	\$1,653
24"	30"	48"	\$1,653
24"	20"	54"	\$1,907
24"	24"	54"	\$2,043
24"	30"	54"	\$2,043
24"	24"	66"	\$1,543
24"	24"	66"	\$1,684
24"	30"	66"	\$1,684
24"	20"	72"	\$1,943
24"	24"	72"	\$2,082
24"	30"	72"	\$2,082
24"	20"	84"	\$2,156
24"	24"	84"	\$2,324
24"	30"	84"	\$2,455



ORDER CODE SAMPLE							
ITEM CODE	WIDTH	DEPTH	HEIGHT	LAMINATE	HAND	LOCK	OPTION
NWTCY	W9	D20	H48	M1	HL	LBB	HF CH

Features & Specifications

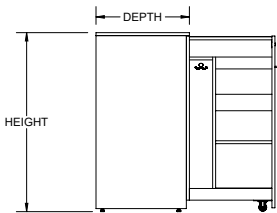
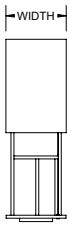

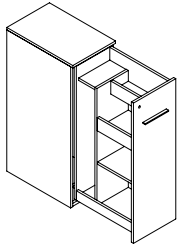
No Charge Options

Optional Extra

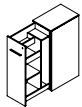


SPECIAL NOTES

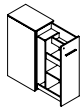
- 3/4" Thick LPL case construction with one inch of leveling
- Includes lock(s)
- Wardrobe with fixed hat shelf and coat rod; only 66"H units and taller include hat shelf
- Laminate codes - M1: 1" LPL (top only)
- Specify hinged left 'HL' or hinged right 'HR' when ordering
- All standard laminate and metal finishes available
- Specify lock option: BRC standard black 'LBB', silver 'LBS'
- Specify coat hook instead of coat rod, add option code 'CH'
- High pressure door front add code 'HF' and add \$94
- Adjustable (10"-14") lower shelf, add code 'LS' and add \$125
- Front louvered grommet venting available, add option code 'FV' and \$76 per door
- This storage product must be secured or ganged to an additional support structure (eg: wall, adjacent cabinet)



LEFT HAND



RIGHT HAND



Features & Specifications

No Charge Options

Optional Extra



SPECIAL NOTES

OVERALL SIZE				
WIDTH	DEPTH	HEIGHT	PRICE M3	PRICE M1
12.75"	24"	42"	\$2,667	\$2,772
12.75"	30"	42"	\$2,667	\$2,772
12.75"	24"	46"	\$2,667	\$2,772
12.75"	30"	46"	\$2,667	\$2,772
15.75"	24"	42"	\$2,761	\$2,865
15.75"	30"	42"	\$2,761	\$2,865
15.75"	24"	46"	\$2,761	\$2,865
15.75"	30"	46"	\$2,761	\$2,865



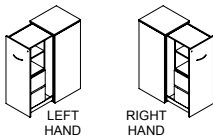
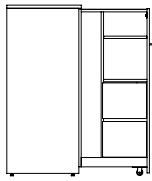
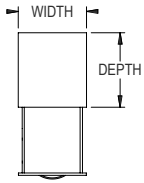
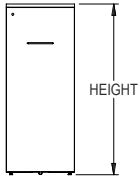
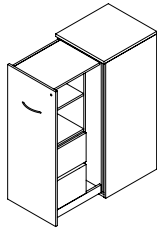
ORDER CODE SAMPLE							
ITEM CODE	WIDTH	DEPTH	HEIGHT	LAMINATE	HAND	LOCK	OPTION
NMTAZ	W15.75	D30	H42	M3	R	LBB	HF

- 3/4" Thick LPL case construction that features front hidden caster to prevent tipping
- Includes lock(s)
- One 3/4" thick adjustable shelf in storage space
- Wardrobe includes single coat hook
- Laminate codes - M3: 0.75" LPL, M1: 1" LPL (top only)
- Specify handedness left 'L' or right 'R' when ordering

- All standard laminate finishes available
- Specify lock option: BRC standard black 'LBB', silver 'LBS'

- High pressure door front add code 'HF' and add \$94

- This storage product must be secured or ganged to an additional support structure (eg: wall, adjacent cabinet)



OVERALL SIZE

WIDTH	DEPTH	HEIGHT	PRICE M3	PRICE M1
21"	24"	42"	\$3,481	\$3,586
21"	30"	42"	\$3,481	\$3,586
24"	24"	42"	\$3,481	\$3,586
24"	30"	42"	\$3,481	\$3,586
21"	24"	46"	\$3,795	\$3,900
21"	30"	46"	\$3,795	\$3,900
24"	24"	46"	\$3,795	\$3,900
24"	30"	46"	\$3,795	\$3,900

Features & Specifications

No Charge Options

Optional Extra



SPECIAL NOTES



ORDER CODE SAMPLE

ITEM CODE	WIDTH	DEPTH	HEIGHT	LAMINATE	HAND	LOCK	OPTION
NMLAZ	W15.75	D30	H42	M3	R	LBB	HF

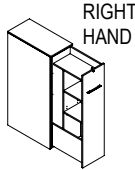
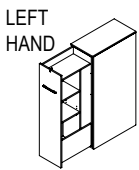
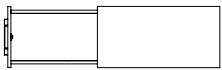
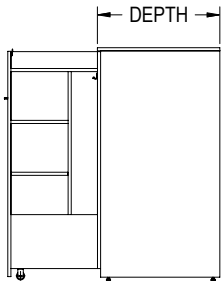
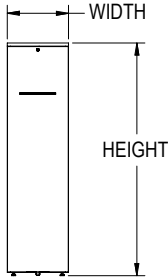
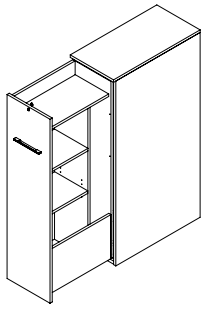
- 3/4" Thick LPL case construction that features front hidden caster to prevent tipping
- File hanging bars and lock(s) included
- One 3/4" thick adjustable shelf in storage space
- Wardrobe includes single coat hook
- Laminate codes - M3: 0.75" LPL, M1: 1" LPL (top only)
- Specify handedness left 'L' or right 'R' when ordering

- All standard laminate finishes available
- Specify lock option: BRC standard black 'LBB', silver 'LBS'

- High pressure door front add code 'HF' and add \$94

- This storage product must be secured or ganged to an additional support structure (eg: wall, adjacent cabinet)





Features & Specifications

No Charge Options



SPECIAL NOTES

OVERALL SIZE			
WIDTH	DEPTH	HEIGHT	PRICE <i>M1</i>
15.75"	24"	42"	\$2,761
15.75"	30"	42"	\$2,761
15.75"	24"	46"	\$2,761
15.75"	30"	46"	\$2,761

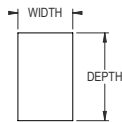
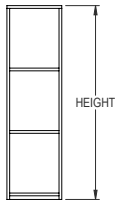
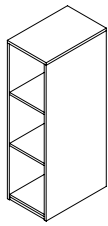


ORDER CODE SAMPLE						
ITEM CODE	WIDTH	DEPTH	HEIGHT	LAMINATE	HAND	LOCK
NMNAZ	W15.75	D30	H42	M3	R	LBB

- 3/4" Thick LPL case construction that features front hidden caster to prevent tipping
- Includes lock(s)
- One 3/4" thick adjustable shelf in storage space
- Wardrobe includes a single coat hook
- Laminate codes - *M1*: 1" LPL (top only)
- Specify handedness left '*L*' or right '*R*' when ordering
- Interior pull out of cabinet is white LPL regardless of exterior finish

- All standard laminate finishes available
- Specify lock option: BRC standard black '*LBB*', silver '*LBS*'

- This storage product must be secured or ganged to an additional support structure (eg: wall, adjacent cabinet)



OVERALL SIZE				LAMINATE
WIDTH	DEPTH	HEIGHT	# OF SHELVES	PRICE M1
12	20	42	2 ADJUSTABLE	\$1,140
15	20	42	2 ADJUSTABLE	\$1,165
18	20	42	2 ADJUSTABLE	\$1,165
24	20	42	2 ADJUSTABLE	\$1,189
24	24	42	2 ADJUSTABLE	\$1,213
12	24	42	2 ADJUSTABLE	\$1,164
12	30	42	2 ADJUSTABLE	\$1,189
15	24	42	2 ADJUSTABLE	\$1,189
15	30	42	2 ADJUSTABLE	\$1,212
18	30	42	2 ADJUSTABLE	\$1,189
18	24	42	2 ADJUSTABLE	\$1,212
12	20	48	2 ADJUSTABLE	\$1,165
12	24	48	2 ADJUSTABLE	\$1,189
12	30	48	2 ADJUSTABLE	\$1,212
15	24	48	2 ADJUSTABLE	\$1,212
15	30	48	2 ADJUSTABLE	\$1,237
18	30	48	2 ADJUSTABLE	\$1,212
18	24	48	2 ADJUSTABLE	\$1,237
12	20	54	3 ADJUSTABLE	\$1,188
12	24	54	3 ADJUSTABLE	\$1,212
12	30	54	3 ADJUSTABLE	\$1,237
15	30	54	3 ADJUSTABLE	\$1,237
15	24	54	3 ADJUSTABLE	\$1,259
18	30	54	3 ADJUSTABLE	\$1,237
18	24	54	3 ADJUSTABLE	\$1,259
12	20	60	3 ADJUSTABLE	\$1,213
15	20	60	3 ADJUSTABLE	\$1,235
18	20	60	3 ADJUSTABLE	\$1,235
24	20	60	3 ADJUSTABLE	\$1,259
24	24	60	3 ADJUSTABLE	\$1,283
12	24	60	3 ADJUSTABLE	\$1,237
12	30	60	3 ADJUSTABLE	\$1,259
15	24	60	3 ADJUSTABLE	\$1,259
15	30	60	3 ADJUSTABLE	\$1,285
18	30	60	3 ADJUSTABLE	\$1,259
18	24	60	3 ADJUSTABLE	\$1,285



ORDER CODE SAMPLE				
ITEM CODE	WIDTH	DEPTH	HEIGHT	LAMINATE
NBTOZ	W12	D24	H42	M1

Features & Specifications

- 3/4" Thick LPL case construction with one inch of leveling
- Top flush with gables
- 1" thick shelf (see chart above)
- Cam cover caps are visible on inside of unit
- Laminate codes - M1: 1" LPL (top only)

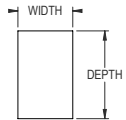
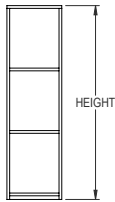
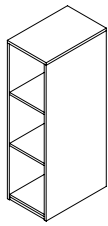
No Charge Options

- All standard laminate finishes available



SPECIAL NOTES

- This storage product must be secured or ganged to an additional support structure (eg: wall, adjacent cabinet).



OVERALL SIZE				LAMINATE
WIDTH	DEPTH	HEIGHT	# OF SHELVES	PRICE <i>M1</i>
12	20	72	3 ADJ, 1 FIXED	\$1,328
15	20	72	3 ADJ, 1 FIXED	\$1,353
18	20	72	3 ADJ, 1 FIXED	\$1,353
24	20	72	3 ADJ, 1 FIXED	\$1,377
24	24	72	3 ADJ, 1 FIXED	\$1,401
12	24	72	3 ADJ, 1 FIXED	\$1,352
12	30	72	3 ADJ, 1 FIXED	\$1,377
15	24	72	3 ADJ, 1 FIXED	\$1,377
15	30	72	3 ADJ, 1 FIXED	\$1,405
18	30	72	3 ADJ, 1 FIXED	\$1,377
18	24	72	3 ADJ, 1 FIXED	\$1,405
12	20	84	4 ADJ, 1 FIXED	\$1,455
15	20	84	4 ADJ, 1 FIXED	\$1,483
18	20	84	4 ADJ, 1 FIXED	\$1,483
24	20	84	4 ADJ, 1 FIXED	\$1,507
24	24	84	4 ADJ, 1 FIXED	\$1,752
12	24	84	4 ADJ, 1 FIXED	\$1,479
12	30	84	4 ADJ, 1 FIXED	\$1,507
15	24	84	4 ADJ, 1 FIXED	\$1,507
15	30	84	4 ADJ, 1 FIXED	\$1,538
18	30	84	4 ADJ, 1 FIXED	\$1,507
18	24	84	4 ADJ, 1 FIXED	\$1,538

Features & Specifications

No Charge Options



SPECIAL NOTES

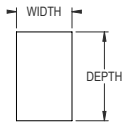
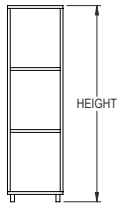
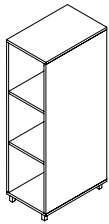


ORDER CODE SAMPLE				
ITEM CODE	WIDTH	DEPTH	HEIGHT	LAMINATE
NBTOZ	W12	D24	H42	<i>M1</i>

- 3/4" Thick LPL case construction with one inch of leveling
- Top flush with gables
- 1" thick shelf (see chart above)
- Cam cover caps are visible on inside of unit
- Laminate codes - *M1*: 1" LPL (top only)

- All standard laminate finishes available

- This storage product must be secured or ganged to an additional support structure (eg: wall, adjacent cabinet).



OVERALL SIZE				LAMINATE
WIDTH	DEPTH	HEIGHT	# OF SHELVES	PRICE M1
12	20	42	2 ADJUSTABLE	\$1,275
15	20	42	2 ADJUSTABLE	\$1,299
18	20	42	2 ADJUSTABLE	\$1,299
24	20	42	2 ADJUSTABLE	\$1,347
12	24	42	2 ADJUSTABLE	\$1,347
15	24	42	2 ADJUSTABLE	\$1,369
18	24	42	2 ADJUSTABLE	\$1,299
24	24	42	2 ADJUSTABLE	\$1,323
12	30	42	2 ADJUSTABLE	\$1,323
15	30	42	2 ADJUSTABLE	\$1,323
18	30	42	2 ADJUSTABLE	\$1,345
24	30	42	2 ADJUSTABLE	\$1,345
12	20	48	2 ADJUSTABLE	\$1,299
15	20	48	2 ADJUSTABLE	\$1,321
18	20	48	2 ADJUSTABLE	\$1,321
24	20	48	2 ADJUSTABLE	\$1,369
12	24	48	2 ADJUSTABLE	\$1,369
15	24	48	2 ADJUSTABLE	\$1,395
18	24	48	2 ADJUSTABLE	\$1,323
24	24	48	2 ADJUSTABLE	\$1,345
12	30	48	2 ADJUSTABLE	\$1,345
15	30	48	2 ADJUSTABLE	\$1,345
18	30	48	2 ADJUSTABLE	\$1,371
24	30	48	2 ADJUSTABLE	\$1,371
12	20	54	3 ADJUSTABLE	\$1,321
15	20	54	3 ADJUSTABLE	\$1,347
18	20	54	3 ADJUSTABLE	\$1,347
24	20	54	3 ADJUSTABLE	\$1,395
24	24	54	3 ADJUSTABLE	\$1,395
24	30	54	3 ADJUSTABLE	\$1,417
12	24	54	3 ADJUSTABLE	\$1,345
15	24	54	3 ADJUSTABLE	\$1,371
18	24	54	3 ADJUSTABLE	\$1,371
12	30	54	3 ADJUSTABLE	\$1,371
15	30	54	3 ADJUSTABLE	\$1,393
18	30	54	3 ADJUSTABLE	\$1,393

Features & Specifications

No Charge Options



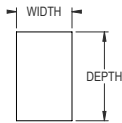
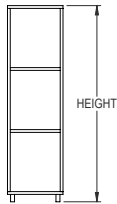
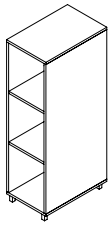
SPECIAL NOTES



ORDER CODE SAMPLE				
ITEM CODE	WIDTH	DEPTH	HEIGHT	LAMINATE
NBTOY	W12	D24	H42	M1

- 3/4" Thick LPL case construction with one inch of leveling
 - Top flush with gables
 - 1" thick shelf (see chart above)
 - Cam cover caps are visible on inside of unit
 - Laminate codes - M1: 1" LPL (top only)
- No Charge Options
- All standard laminates and metal finishes available

- This storage product must be secured or ganged to an additional support structure (eg: wall, adjacent cabinet).



OVERALL SIZE				LAMINATE
WIDTH	DEPTH	HEIGHT	# OF SHELVES	PRICE M1
12	20	60	3 ADJUSTABLE	\$1,347
15	20	60	3 ADJUSTABLE	\$1,369
18	20	60	3 ADJUSTABLE	\$1,369
24	20	60	3 ADJUSTABLE	\$1,417
24	24	60	3 ADJUSTABLE	\$1,417
24	30	60	3 ADJUSTABLE	\$1,441
12	24	60	3 ADJUSTABLE	\$1,371
15	24	60	3 ADJUSTABLE	\$1,393
18	24	60	3 ADJUSTABLE	\$1,393
12	30	60	3 ADJUSTABLE	\$1,393
15	30	60	3 ADJUSTABLE	\$1,417
18	30	60	3 ADJUSTABLE	\$1,417
12	20	72	3 ADJ, 1 FIXED	\$1,461
15	20	72	3 ADJ, 1 FIXED	\$1,488
18	20	72	3 ADJ, 1 FIXED	\$1,488
24	20	72	3 ADJ, 1 FIXED	\$1,536
24	24	72	3 ADJ, 1 FIXED	\$1,536
24	30	72	3 ADJ, 1 FIXED	\$1,562
12	24	72	3 ADJ, 1 FIXED	\$1,485
15	24	72	3 ADJ, 1 FIXED	\$1,512
18	24	72	3 ADJ, 1 FIXED	\$1,512
12	30	72	3 ADJ, 1 FIXED	\$1,512
15	30	72	3 ADJ, 1 FIXED	\$1,538
18	30	72	3 ADJ, 1 FIXED	\$1,538
12	20	84	4 ADJ, 1 FIXED	\$1,588
15	20	84	4 ADJ, 1 FIXED	\$1,617
18	20	84	4 ADJ, 1 FIXED	\$1,617
24	20	84	4 ADJ, 1 FIXED	\$1,665
24	24	84	4 ADJ, 1 FIXED	\$1,665
24	30	84	4 ADJ, 1 FIXED	\$1,696
12	24	84	4 ADJ, 1 FIXED	\$1,612
15	24	84	4 ADJ, 1 FIXED	\$1,641
18	24	84	4 ADJ, 1 FIXED	\$1,641
12	30	84	4 ADJ, 1 FIXED	\$1,641
15	30	84	4 ADJ, 1 FIXED	\$1,672
18	30	84	4 ADJ, 1 FIXED	\$1,672

Features & Specifications

No Charge Options



SPECIAL NOTES



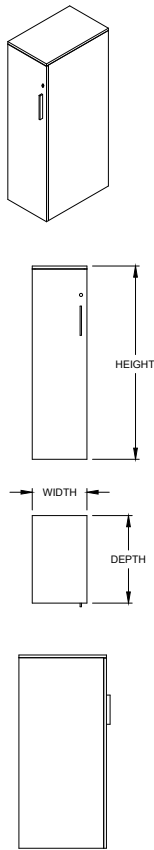
ORDER CODE SAMPLE				
ITEM CODE	WIDTH	DEPTH	HEIGHT	LAMINATE
NBTOY	W12	D24	H42	M1

- 3/4" Thick LPL case construction with one inch of leveling
- Top flush with gables
- 1" thick shelf (see chart above)
- Cam cover caps are visible on inside of unit
- Laminate codes - M1: 1" LPL (top only)

- All standard laminates and metal finishes available

- This storage product must be secured or ganged to an additional support structure (eg: wall, adjacent cabinet).





OVERALL SIZE				LAMINATE
WIDTH	DEPTH	HEIGHT	# OF SHELVES	PRICE M1
12	20	42	2 ADJUSTABLE	\$1,299
15	20	42	2 ADJUSTABLE	\$1,322
18	20	42	2 ADJUSTABLE	\$1,322
24	20	42	2 ADJUSTABLE	\$1,322
12	24	42	2 ADJUSTABLE	\$1,323
12	30	42	2 ADJUSTABLE	\$1,346
15	24	42	2 ADJUSTABLE	\$1,346
15	30	42	2 ADJUSTABLE	\$1,367
18	30	42	2 ADJUSTABLE	\$1,346
18	24	42	2 ADJUSTABLE	\$1,367
24	30	42	2 ADJUSTABLE	\$1,346
24	24	42	2 ADJUSTABLE	\$1,367
12	20	48	2 ADJUSTABLE	\$1,322
15	20	48	2 ADJUSTABLE	\$1,343
18	20	48	2 ADJUSTABLE	\$1,343
24	20	48	2 ADJUSTABLE	\$1,343
12	24	48	2 ADJUSTABLE	\$1,346
12	30	48	2 ADJUSTABLE	\$1,367
15	24	48	2 ADJUSTABLE	\$1,367
15	30	48	2 ADJUSTABLE	\$1,393
18	30	48	2 ADJUSTABLE	\$1,367
18	24	48	2 ADJUSTABLE	\$1,393
24	30	48	2 ADJUSTABLE	\$1,367
24	24	48	2 ADJUSTABLE	\$1,393
12	20	60	3 ADJUSTABLE	\$1,369
15	20	60	3 ADJUSTABLE	\$1,392
18	20	60	3 ADJUSTABLE	\$1,392
24	20	60	3 ADJUSTABLE	\$1,392
12	24	60	3 ADJUSTABLE	\$1,393
12	30	60	3 ADJUSTABLE	\$1,416
15	24	60	3 ADJUSTABLE	\$1,416
15	30	60	3 ADJUSTABLE	\$1,441
18	30	60	3 ADJUSTABLE	\$1,416
18	24	60	3 ADJUSTABLE	\$1,441
24	30	60	3 ADJUSTABLE	\$1,416
24	24	60	3 ADJUSTABLE	\$1,441

Features & Specifications

No Charge Options

Optional Extra



SPECIAL NOTES



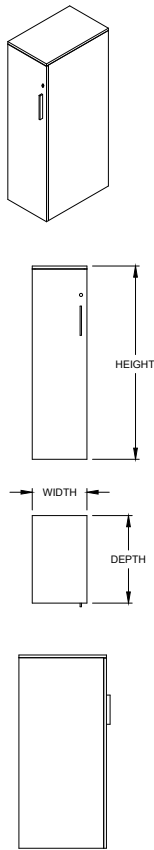
ORDER CODE SAMPLE							
ITEM CODE	WIDTH	DEPTH	HEIGHT	LAMINATE	HAND	LOCK	OPTION
NBTCZ	W12	D24	H42	M1	HL	LBB	HF

- 3/4" Thick LPL case construction with one inch of leveling
- Includes lock(s)
- Storage with 3/4" thick shelf (see chart above)
- Laminate codes - M1: 1" LPL (top only)
- Specify hinged left 'HL' or hinged right 'HR' when ordering

- All standard laminate finishes available
- Specify lock option: BRC standard black 'LBB', silver 'LBS'

- High pressure door front add code 'HF' and add \$94

- This storage product must be secured or ganged to an additional support structure (eg: wall, adjacent cabinet).



OVERALL SIZE				LAMINATE
WIDTH	DEPTH	HEIGHT	# OF SHELVES	PRICE M1
12	20	72	3 ADJ, 1 FIXED	\$1,483
15	20	72	3 ADJ, 1 FIXED	\$1,511
18	20	72	3 ADJ, 1 FIXED	\$1,511
24	20	72	3 ADJ, 1 FIXED	\$1,511
12	24	72	3 ADJ, 1 FIXED	\$1,507
12	30	72	3 ADJ, 1 FIXED	\$1,535
15	24	72	3 ADJ, 1 FIXED	\$1,535
15	30	72	3 ADJ, 1 FIXED	\$1,559
18	30	72	3 ADJ, 1 FIXED	\$1,535
18	24	72	3 ADJ, 1 FIXED	\$1,559
24	30	72	3 ADJ, 1 FIXED	\$1,535
24	24	72	3 ADJ, 1 FIXED	\$1,559
12	20	84	4 ADJ, 1 FIXED	\$1,612
15	20	84	4 ADJ, 1 FIXED	\$1,641
18	20	84	4 ADJ, 1 FIXED	\$1,641
24	20	84	4 ADJ, 1 FIXED	\$1,641
12	24	84	4 ADJ, 1 FIXED	\$1,636
12	30	84	4 ADJ, 1 FIXED	\$1,665
15	24	84	4 ADJ, 1 FIXED	\$1,665
15	30	84	4 ADJ, 1 FIXED	\$1,694
18	30	84	4 ADJ, 1 FIXED	\$1,665
18	24	84	4 ADJ, 1 FIXED	\$1,694
24	30	84	4 ADJ, 1 FIXED	\$1,665
24	24	84	4 ADJ, 1 FIXED	\$1,694

Features & Specifications

No Charge Options

Optional Extra



SPECIAL NOTES



ORDER CODE SAMPLE

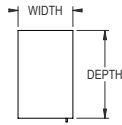
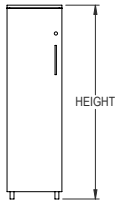
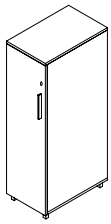
ITEM CODE	WIDTH	DEPTH	HEIGHT	LAMINATE	HAND	LOCK	OPTION
NBTCZ	W12	D24	H42	M1	HL	LBB	HF

- 3/4" Thick LPL case construction with one inch of leveling
- Includes lock(s)
- Storage with 3/4" thick shelf (see chart above)
- Laminate codes - M1: 1" LPL (top only)
- Specify hinged left 'HL' or hinged right 'HR' when ordering

- All standard laminate finishes available
- Specify lock option: BRC standard black 'LBB', silver 'LBS'

- High pressure door front add code 'HF' and add \$94

- This storage product must be secured or ganged to an additional support structure (eg: wall, adjacent cabinet).



OVERALL SIZE				LAMINATE
WIDTH	DEPTH	HEIGHT	# OF SHELVES	PRICE M1
12"	24"	42"	2 ADJUSTABLE	\$1,458
15"	24"	42"	2 ADJUSTABLE	\$1,479
18"	24"	42"	2 ADJUSTABLE	\$1,479
24"	24"	42"	2 ADJUSTABLE	\$1,479
12"	30"	42"	2 ADJUSTABLE	\$1,479
15"	30"	42"	2 ADJUSTABLE	\$1,501
18"	30"	42"	2 ADJUSTABLE	\$1,501
24"	30"	42"	2 ADJUSTABLE	\$1,501
12"	24"	48"	2 ADJUSTABLE	\$1,526
15"	24"	48"	2 ADJUSTABLE	\$1,501
18"	24"	48"	2 ADJUSTABLE	\$1,550
24"	24"	48"	2 ADJUSTABLE	\$1,550
12"	30"	48"	2 ADJUSTABLE	\$1,641
15"	30"	48"	2 ADJUSTABLE	\$1,526
18"	30"	48"	2 ADJUSTABLE	\$1,667
24"	30"	48"	2 ADJUSTABLE	\$1,667
12"	24"	60"	3 ADJUSTABLE	\$1,770
15"	24"	60"	3 ADJUSTABLE	\$1,550
18"	24"	60"	3 ADJUSTABLE	\$1,800
24"	24"	60"	3 ADJUSTABLE	\$1,800
12"	30"	60"	3 ADJUSTABLE	\$1,479
15"	30"	60"	3 ADJUSTABLE	\$1,574
18"	30"	60"	3 ADJUSTABLE	\$1,501
24"	30"	60"	3 ADJUSTABLE	\$1,501
12"	24"	72"	3 ADJ, 1 FIXED	\$1,501
15"	24"	72"	3 ADJ, 1 FIXED	\$1,667
18"	24"	72"	3 ADJ, 1 FIXED	\$1,526
24"	24"	72"	3 ADJ, 1 FIXED	\$1,526
12"	30"	72"	3 ADJ, 1 FIXED	\$1,550
15"	30"	72"	3 ADJ, 1 FIXED	\$1,694
18"	30"	72"	3 ADJ, 1 FIXED	\$1,574
24"	30"	72"	3 ADJ, 1 FIXED	\$1,574
12"	24"	84"	4 ADJ, 1 FIXED	\$1,667
15"	24"	84"	4 ADJ, 1 FIXED	\$1,800
18"	24"	84"	4 ADJ, 1 FIXED	\$1,694
24"	24"	84"	4 ADJ, 1 FIXED	\$1,694
12"	30"	84"	4 ADJ, 1 FIXED	\$1,800
15"	30"	84"	4 ADJ, 1 FIXED	\$1,827
18"	30"	84"	4 ADJ, 1 FIXED	\$1,827
24"	30"	84"	4 ADJ, 1 FIXED	\$1,827



ORDER CODE SAMPLE							
ITEM CODE	WIDTH	DEPTH	HEIGHT	LAMINATE	HAND	LOCK	OPTION
NBTCY	W12	D24	H46	M1	HL	LBB	HF

Features & Specifications

- 3/4" Thick LPL case construction with one inch of leveling
- Includes lock(s)
- Storage with 3/4" thick shelf (see chart above)
- Laminate codes - M1: 1" LPL (top only)
- Specify hinged left 'HL' or hinged right 'HR' when ordering

No Charge Options

- All standard laminates and metal finishes available
- Specify lock option: BRC standard black 'LBB', silver 'LBS'

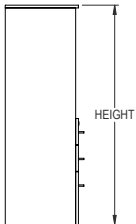
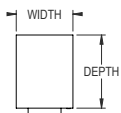
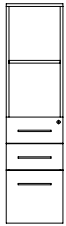
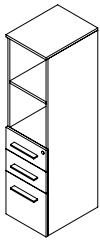
Optional Extra

- High pressure door front add code 'HF' and add \$94



SPECIAL NOTES

- This storage product must be secured or ganged to an additional support structure (eg: wall, adjacent cabinet).



OVERALL SIZE				LAMINATE
WIDTH	DEPTH	HEIGHT	# OF SHELVES	PRICE M1
15.75"	20"	42"	-	\$1,802
15.75"	24"	42"	-	\$1,844
15.75"	30"	42"	-	\$1,901
15.75"	20"	48"	1 ADJUSTABLE	\$1,866
15.75"	24"	48"	1 ADJUSTABLE	\$1,889
15.75"	30"	48"	1 ADJUSTABLE	\$1,944
15.75"	20"	54"	1 ADJUSTABLE	\$1,889
15.75"	24"	54"	1 ADJUSTABLE	\$1,914
15.75"	30"	54"	1 ADJUSTABLE	\$1,971
15.75"	20"	60"	1 ADJUSTABLE	\$1,914
15.75"	24"	60"	1 ADJUSTABLE	\$1,936
15.75"	30"	60"	1 ADJUSTABLE	\$1,991
15.75"	20"	66"	1 ADJUSTABLE	\$1,936
15.75"	24"	66"	2 ADJUSTABLE	\$1,960
15.75"	30"	66"	2 ADJUSTABLE	\$2,015
15.75"	20"	72"	2 ADJUSTABLE	\$1,960
15.75"	24"	72"	2 ADJUSTABLE	\$1,984
15.75"	30"	72"	2 ADJUSTABLE	\$2,039
15.75"	20"	84"	3 ADJUSTABLE	\$2,009
15.75"	24"	84"	3 ADJUSTABLE	\$2,029
15.75"	30"	84"	3 ADJUSTABLE	\$2,084

Features & Specifications



ORDER CODE SAMPLE						
ITEM CODE	WIDTH	DEPTH	HEIGHT	LAMINATE	LOCK	OPTION
NTBBZ	W15.75	D24	H72	M1	LBB	HF

- 3/4" Thick LPL case construction with one inch of leveling
- One pencil tray, file hanging bars and lock(s) included
- Storage with 3/4" thick shelf (see chart above)
- Laminate codes - M1: 1" LPL (top only)

No Charge Options

- All standard laminate finishes available
- Specify lock option: BRC standard black 'LBB', silver 'LBS'

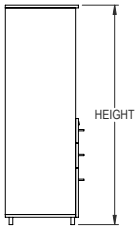
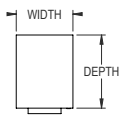
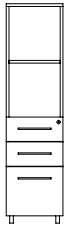
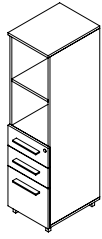
Optional Extra

- High pressure drawer fronts add code 'HF' and add \$278



SPECIAL NOTES

- This storage product must be secured or ganged to an additional support structure (eg: wall, adjacent cabinet).



OVERALL SIZE				LAMINATE
WIDTH	DEPTH	HEIGHT	# OF SHELVES	PRICE <i>M1</i>
15.75"	20"	42"	-	\$1,930
15.75"	24"	42"	-	\$1,973
15.75"	30"	42"	-	\$2,028
15.75"	20"	48"	1 ADJUSTABLE	\$2,009
15.75"	24"	48"	1 ADJUSTABLE	\$2,029
15.75"	30"	48"	1 ADJUSTABLE	\$2,084
15.75"	20"	54"	1 ADJUSTABLE	\$2,029
15.75"	24"	54"	1 ADJUSTABLE	\$2,055
15.75"	30"	54"	1 ADJUSTABLE	\$2,110
15.75"	20"	60"	1 ADJUSTABLE	\$2,055
15.75"	24"	60"	1 ADJUSTABLE	\$2,079
15.75"	30"	60"	1 ADJUSTABLE	\$2,133
15.75"	20"	66"	1 ADJUSTABLE	\$2,079
15.75"	24"	66"	2 ADJUSTABLE	\$2,101
15.75"	30"	66"	2 ADJUSTABLE	\$2,156
15.75"	20"	72"	2 ADJUSTABLE	\$2,101
15.75"	24"	72"	2 ADJUSTABLE	\$2,123
15.75"	30"	72"	2 ADJUSTABLE	\$2,178
15.75"	20"	84"	3 ADJUSTABLE	\$2,148
15.75"	24"	84"	3 ADJUSTABLE	\$2,173
15.75"	30"	84"	3 ADJUSTABLE	\$2,228

Features & Specifications

No Charge Options

Optional Extra



SPECIAL NOTES




ORDER CODE SAMPLE						
ITEM CODE	WIDTH	DEPTH	HEIGHT	LAMINATE	LOCK	OPTION
NTBBY	W15.75	D24	H72	<i>M1</i>	<i>LBB</i>	<i>HF</i>

- 3/4" Thick LPL case construction with one inch of leveling
- One pencil tray, file hanging bars and lock(s) included
- Storage with 3/4" thick shelf (see chart above)
- Laminate codes - *M1*: 1" LPL (top only)

- All standard laminates and metal finishes available
- Specify lock option: BRC standard black '*LBB*', silver '*LBS*'

- High pressure drawer fronts add code '*HF*' and add \$278

- This storage product must be secured or ganged to an additional support structure (eg: wall, adjacent cabinet).



OVERALL SIZE				LAMINATE
WIDTH	DEPTH	HEIGHT	# OF SHELVES	PRICE M1
15.75"	20"	42"	-	\$1,959
15.75"	24"	42"	-	\$1,994
15.75"	30"	42"	-	\$2,050
15.75"	20"	48"	1 ADJUSTABLE	\$2,029
15.75"	24"	48"	1 ADJUSTABLE	\$2,055
15.75"	30"	48"	1 ADJUSTABLE	\$2,110
15.75"	20"	54"	1 ADJUSTABLE	\$2,055
15.75"	24"	54"	1 ADJUSTABLE	\$2,079
15.75"	30"	54"	1 ADJUSTABLE	\$2,133
15.75"	20"	60"	1 ADJUSTABLE	\$2,079
15.75"	24"	60"	1 ADJUSTABLE	\$2,101
15.75"	30"	60"	1 ADJUSTABLE	\$2,156
15.75"	20"	66"	1 ADJUSTABLE	\$2,101
15.75"	24"	66"	2 ADJUSTABLE	\$2,123
15.75"	30"	66"	2 ADJUSTABLE	\$2,178
15.75"	20"	72"	2 ADJUSTABLE	\$2,123
15.75"	24"	72"	2 ADJUSTABLE	\$2,148
15.75"	30"	72"	2 ADJUSTABLE	\$2,203
15.75"	20"	84"	3 ADJUSTABLE	\$2,173
15.75"	24"	84"	3 ADJUSTABLE	\$2,195
15.75"	30"	84"	3 ADJUSTABLE	\$2,251

Features & Specifications



ORDER CODE SAMPLE							
ITEM CODE	WIDTH	DEPTH	HEIGHT	LAMINATE	HAND	LOCK	OPTION
NWBFZ	W15.75	D24	H72	M1	HL	LBB	HF

No Charge Options

Optional Extra



SPECIAL NOTES

- 3/4" Thick LPL case construction with one inch of leveling
- One pencil tray, file hanging bars and lock(s) included
- Storage with 3/4" thick shelf (see chart above)
- Laminate codes - M1: 1" LPL (top only)
- Specify hinged left 'HL' or hinged right 'HR' when ordering
- All standard laminate finishes available
- Specify lock option: BRC standard black 'LBB', silver 'LBS'
- High pressure drawer and door fronts add code 'HF' and add \$371
- This storage product must be secured or ganged to an additional support structure (eg: wall, adjacent cabinet).



OVERALL SIZE				LAMINATE
WIDTH	DEPTH	HEIGHT	# OF SHELVES	PRICE M1
15.75"	20"	42"	-	\$2,100
15.75"	24"	42"	-	\$2,136
15.75"	30"	42"	-	\$2,191
15.75"	20"	48"	1 ADJUSTABLE	\$2,173
15.75"	24"	48"	1 ADJUSTABLE	\$2,195
15.75"	30"	48"	1 ADJUSTABLE	\$2,250
15.75"	20"	54"	1 ADJUSTABLE	\$2,195
15.75"	24"	54"	1 ADJUSTABLE	\$2,218
15.75"	30"	54"	1 ADJUSTABLE	\$2,273
15.75"	20"	60"	1 ADJUSTABLE	\$2,218
15.75"	24"	60"	1 ADJUSTABLE	\$2,241
15.75"	30"	60"	1 ADJUSTABLE	\$2,296
15.75"	20"	66"	1 ADJUSTABLE	\$2,241
15.75"	24"	66"	2 ADJUSTABLE	\$2,264
15.75"	30"	66"	2 ADJUSTABLE	\$2,319
15.75"	20"	72"	2 ADJUSTABLE	\$2,264
15.75"	24"	72"	2 ADJUSTABLE	\$2,289
15.75"	30"	72"	2 ADJUSTABLE	\$2,345
15.75"	20"	84"	3 ADJUSTABLE	\$2,313
15.75"	24"	84"	3 ADJUSTABLE	\$2,336
15.75"	30"	84"	3 ADJUSTABLE	\$2,391

Features & Specifications

No Charge Options

Optional Extra



SPECIAL NOTES



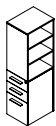
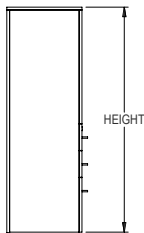
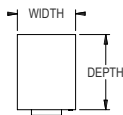
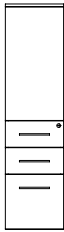
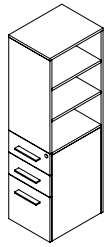
ORDER CODE SAMPLE							
ITEM CODE	WIDTH	DEPTH	HEIGHT	LAMINATE	HAND	LOCK	OPTION
NWBFY	W15.75	D24	H72	M1	HL	LBB	HF

- 3/4" Thick LPL case construction with one inch of leveling
- One pencil tray, file hanging bars and lock(s) included
- Storage with 3/4" thick shelf (see chart above)
- Laminate codes - M1: 1" LPL (top only)
- Specify hinged left 'HL' or hinged right 'HR' when ordering

- All standard laminates and metal finishes available
- Specify lock option: BRC standard black 'LBB', silver 'LBS'

- High pressure drawer and door fronts add code 'HF' and add \$371

- This storage product must be secured or ganged to an additional support structure (eg: wall, adjacent cabinet).



RIGHT HAND



LEFT HAND

Features & Specifications

No Charge Options

Optional Extra



SPECIAL NOTES

OVERALL SIZE				LAMINATE
WIDTH	DEPTH	HEIGHT	# OF SHELVES	PRICE M1
15.75"	20"	42"	-	\$1,816
15.75"	24"	42"	-	\$1,844
15.75"	30"	42"	-	\$1,901
15.75"	20"	48"	1 ADJUSTABLE	\$1,866
15.75"	24"	48"	1 ADJUSTABLE	\$1,889
15.75"	30"	48"	1 ADJUSTABLE	\$1,944
15.75"	20"	54"	1 ADJUSTABLE	\$1,889
15.75"	24"	54"	1 ADJUSTABLE	\$1,914
15.75"	30"	54"	1 ADJUSTABLE	\$1,971
15.75"	20"	60"	1 ADJUSTABLE	\$1,914
15.75"	24"	60"	1 ADJUSTABLE	\$1,936
15.75"	30"	60"	1 ADJUSTABLE	\$1,991
15.75"	20"	66"	1 ADJUSTABLE	\$1,936
15.75"	24"	66"	2 ADJUSTABLE	\$1,960
15.75"	30"	66"	2 ADJUSTABLE	\$2,015
15.75"	20"	72"	2 ADJUSTABLE	\$1,960
15.75"	24"	72"	2 ADJUSTABLE	\$1,984
15.75"	30"	72"	2 ADJUSTABLE	\$1,910
15.75"	20"	84"	3 ADJUSTABLE	\$2,009
15.75"	24"	84"	3 ADJUSTABLE	\$2,029
15.75"	30"	84"	3 ADJUSTABLE	\$2,084



ORDER CODE SAMPLE

ITEM CODE	WIDTH	DEPTH	HEIGHT	LAMINATE	HAND	LOCK	OPTION
NWOAZ	W15.75	D24	H72	M1	L	LBB	HF

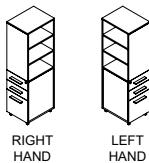
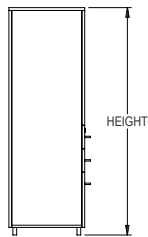
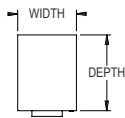
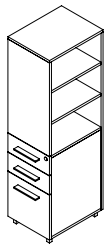
- 3/4" Thick LPL case construction with one inch of leveling
- One pencil tray, file hanging bars and lock(s) included
- Storage with 3/4" thick shelf (see chart above)
- Laminate codes - M1: 1" LPL (top only)
- Specify handedness left 'L' or right 'R' when ordering

- All standard laminate finishes available
- Specify lock option: BRC standard black 'LBB', silver 'LBS'

- High pressure drawer fronts add code 'HF' and add \$371

- This storage product must be secured or ganged to an additional support structure (eg: wall, adjacent cabinet).





Features & Specifications

No Charge Options

Optional Extra



SPECIAL NOTES

OVERALL SIZE				LAMINATE
WIDTH	DEPTH	HEIGHT	SHELVES	PRICE M1
15.75"	20"	42"	-	\$1,959
15.75"	24"	42"	-	\$1,986
15.75"	30"	42"	-	\$2,042
15.75"	20"	48"	1 ADJUSTABLE	\$2,009
15.75"	24"	48"	1 ADJUSTABLE	\$2,029
15.75"	30"	48"	1 ADJUSTABLE	\$2,055
15.75"	20"	54"	1 ADJUSTABLE	\$2,029
15.75"	24"	54"	1 ADJUSTABLE	\$2,055
15.75"	30"	54"	1 ADJUSTABLE	\$2,110
15.75"	20"	60"	1 ADJUSTABLE	\$2,055
15.75"	24"	60"	1 ADJUSTABLE	\$2,079
15.75"	30"	60"	1 ADJUSTABLE	\$2,133
15.75"	20"	66"	1 ADJUSTABLE	\$2,079
15.75"	24"	66"	2 ADJUSTABLE	\$2,101
15.75"	30"	66"	2 ADJUSTABLE	\$2,156
15.75"	20"	72"	2 ADJUSTABLE	\$2,101
15.75"	24"	72"	2 ADJUSTABLE	\$2,123
15.75"	30"	72"	2 ADJUSTABLE	\$2,178
15.75"	20"	84"	3 ADJUSTABLE	\$2,148
15.75"	24"	84"	3 ADJUSTABLE	\$2,173
15.75"	30"	84"	3 ADJUSTABLE	\$2,228



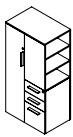
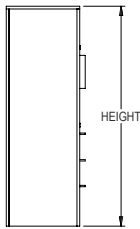
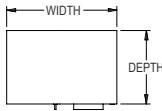
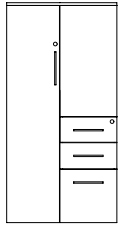
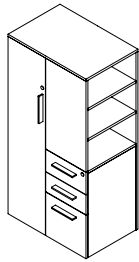
ORDER CODE SAMPLE							
ITEM CODE	WIDTH	DEPTH	HEIGHT	LAMINATE	HAND	LOCK	OPTION
NWOAY	W15.75	D24	H72	M1	L	LBB	HF

- 3/4" Thick LPL case construction with one inch of leveling
- One pencil tray, file hanging bars and lock(s) included
- Storage with 3/4" thick shelf (see chart above)
- Laminate codes - M1: 1" LPL (top only)
- Specify handedness left 'L' or right 'R' when ordering

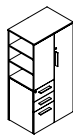
- All standard laminates and metal finishes available
- Specify lock option: BRC standard black 'LBB', silver 'LBS'

- High pressure drawer fronts add code 'HF' and add \$371

- This storage product must be secured or ganged to an additional support structure (eg: wall, adjacent cabinet).



RIGHT HAND



LEFT HAND

Features & Specifications

No Charge Options

Optional Extra



SPECIAL NOTES

OVERALL SIZE				LAMINATE
WIDTH	DEPTH	HEIGHT	SHELVES	PRICE M1
24	20	42	1 ADJUSTABLE	\$2,019
30	20	42	1 ADJUSTABLE	\$2,117
36	20	42	1 ADJUSTABLE	\$2,217
24	24	42	1 ADJUSTABLE	\$2,057
24	30	42	1 ADJUSTABLE	\$2,081
24	20	48	1 ADJUSTABLE	\$2,043
30	20	48	1 ADJUSTABLE	\$2,141
36	20	48	1 ADJUSTABLE	\$2,241
24	24	48	1 ADJUSTABLE	\$2,081
30	24	48	1 ADJUSTABLE	\$2,179
36	24	48	1 ADJUSTABLE	\$2,284
24	30	48	1 ADJUSTABLE	\$2,105
24	20	54	1 ADJUSTABLE	\$2,067
30	20	54	1 ADJUSTABLE	\$2,165
36	20	54	1 ADJUSTABLE	\$2,265
24	24	54	1 ADJUSTABLE	\$2,105
24	30	54	1 ADJUSTABLE	\$2,188
24	20	60	1 ADJUSTABLE	\$2,152
30	20	60	1 ADJUSTABLE	\$2,255
36	20	60	1 ADJUSTABLE	\$2,360
24	24	60	1 ADJUSTABLE	\$2,188
30	24	60	1 ADJUSTABLE	\$2,292
36	24	60	1 ADJUSTABLE	\$2,401
24	30	60	1 ADJUSTABLE	\$2,212



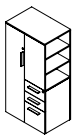
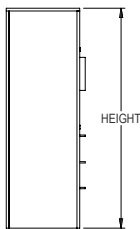
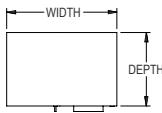
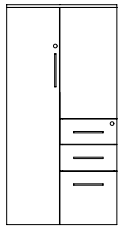
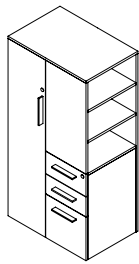
ORDER CODE SAMPLE

ITEM CODE	WIDTH	DEPTH	HEIGHT	LAMINATE	HAND	LOCK	OPTION
NWNAZ	W24	D24	H72	M1	L	LBB	HF

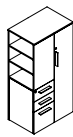
- 3/4" Thick LPL case construction with one inch of leveling
- One pencil tray, file hanging bars and lock(s) included
- Storage with 3/4" thick shelf (see chart above)
- Wardrobe with fixed hat shelf and coat rod; only 66"H units and taller include hat shelf
- Laminate codes - M1: 1" LPL (top only)
- Specify handedness left 'L' or right 'R' when ordering

- All standard laminate finishes available
- Specify lock option: BRC standard black 'LBB', silver 'LBS'
- High pressure drawer and door fronts add code 'HF' and add \$464

- This storage product must be secured or ganged to an additional support structure (eg: wall, adjacent cabinet).



RIGHT HAND



LEFT HAND

Features & Specifications

No Charge Options

Optional Extra



SPECIAL NOTES

OVERALL SIZE				LAMINATE
WIDTH	DEPTH	HEIGHT	SHELVES	PRICE M1
24	30	66	2 ADJUSTABLE	\$2,273
24	20	66	2 ADJUSTABLE	\$2,180
24	24	66	2 ADJUSTABLE	\$2,249
30	20	66	2 ADJUSTABLE	\$2,285
30	24	66	2 ADJUSTABLE	\$2,353
36	20	66	2 ADJUSTABLE	\$2,395
36	24	66	2 ADJUSTABLE	\$2,467
24	30	72	2 ADJUSTABLE	\$2,850
24	20	72	2 ADJUSTABLE	\$2,756
24	24	72	2 ADJUSTABLE	\$2,826
30	20	72	2 ADJUSTABLE	\$2,890
30	24	72	2 ADJUSTABLE	\$2,961
36	20	72	3 ADJUSTABLE	\$3,029
36	24	72	3 ADJUSTABLE	\$3,101
24	30	84	3 ADJUSTABLE	\$3,053
24	20	84	3 ADJUSTABLE	\$2,939
24	24	84	3 ADJUSTABLE	\$3,029
30	20	84	3 ADJUSTABLE	\$3,082
30	24	84	3 ADJUSTABLE	\$3,176
36	20	84	3 ADJUSTABLE	\$3,232
36	24	84	3 ADJUSTABLE	\$3,329



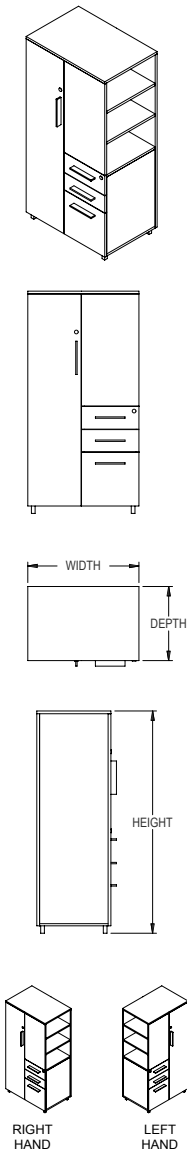
ORDER CODE SAMPLE

ITEM CODE	WIDTH	DEPTH	HEIGHT	LAMINATE	HAND	LOCK	OPTION
NWNAZ	W24	D24	H72	M1	L	LBB	HF

- 3/4" Thick LPL case construction with one inch of leveling
- One pencil tray, file hanging bars and lock(s) included
- Storage with 3/4" thick shelf (see chart above)
- Wardrobe with fixed hat shelf and coat rod; only 66"H units and taller include hat shelf
- Laminate codes - M1: 1" LPL (top only)
- Specify handedness left 'L' or right 'R' when ordering

- All standard laminate finishes available
- Specify lock option: BRC standard black 'LBB', silver 'LBS'
- High pressure drawer and door fronts add code 'HF' and add \$464

- This storage product must be secured or ganged to an additional support structure (eg: wall, adjacent cabinet).



OVERALL SIZE				
WIDTH	DEPTH	HEIGHT	SHELVES	PRICE M1
24	20	42	1 ADJUSTABLE	\$2,157
24	24	42	1 ADJUSTABLE	\$2,198
30	20	42	1 ADJUSTABLE	\$2,257
30	24	42	1 ADJUSTABLE	\$2,298
36	20	42	1 ADJUSTABLE	\$2,356
36	24	42	1 ADJUSTABLE	\$2,400
24	20	48	1 ADJUSTABLE	\$2,181
24	24	48	1 ADJUSTABLE	\$2,222
30	20	48	1 ADJUSTABLE	\$2,281
30	24	48	1 ADJUSTABLE	\$2,322
36	20	48	1 ADJUSTABLE	\$2,380
36	24	48	1 ADJUSTABLE	\$2,424
24	20	54	1 ADJUSTABLE	\$2,205
24	24	54	1 ADJUSTABLE	\$2,246
30	20	54	1 ADJUSTABLE	\$2,305
30	24	54	1 ADJUSTABLE	\$2,346
36	20	54	1 ADJUSTABLE	\$2,404
36	24	54	1 ADJUSTABLE	\$2,448
24	20	60	1 ADJUSTABLE	\$2,294
24	24	60	1 ADJUSTABLE	\$2,328
30	20	60	1 ADJUSTABLE	\$2,396
30	24	60	1 ADJUSTABLE	\$2,433
36	20	60	1 ADJUSTABLE	\$2,501
36	24	60	1 ADJUSTABLE	\$2,543
24	20	66	2 ADJUSTABLE	\$2,324
30	20	66	2 ADJUSTABLE	\$2,391
30	24	66	2 ADJUSTABLE	\$2,425
36	20	66	2 ADJUSTABLE	\$2,495
36	24	66	2 ADJUSTABLE	\$2,533
24	24	66	2 ADJUSTABLE	\$2,608

Features & Specifications

No Charge Options

Optional Extra



SPECIAL NOTES



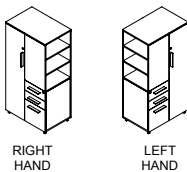
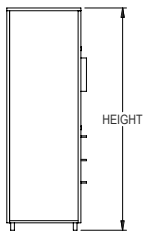
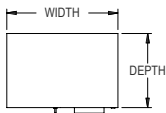
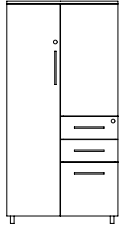

ORDER CODE SAMPLE							
ITEM CODE	WIDTH	DEPTH	HEIGHT	LAMINATE	HAND	LOCK	OPTION
NWNAY	W24	D24	H72	M1	L	LBB	HF

- 3/4" Thick LPL case construction with one inch of leveling
- One pencil tray, file hanging bars and lock(s) included
- Storage with 3/4" thick shelf (see chart above)
- Wardrobe with fixed hat shelf and coat rod; only 66"H units and taller include hat shelf
- Laminate codes - M1: 1" LPL (top only)
- Specify handedness left 'L' or right 'R' when ordering

- All standard laminates and metal finishes available
- Specify lock option: BRC standard black 'LBB', silver 'LBS'
- High pressure drawer and door fronts add code 'HF' and add \$464

- This storage product must be secured or ganged to an additional support structure (eg: wall, adjacent cabinet).





Features & Specifications

No Charge Options

Optional Extra



SPECIAL NOTES

OVERALL SIZE				
WIDTH	DEPTH	HEIGHT	SHELVES	PRICE M1
24	20	72	2 ADJUSTABLE	\$2,898
24	24	72	2 ADJUSTABLE	\$2,966
30	20	72	2 ADJUSTABLE	\$3,031
30	24	72	2 ADJUSTABLE	\$3,101
36	20	72	2 ADJUSTABLE	\$3,172
36	24	72	2 ADJUSTABLE	\$3,244
24	20	84	3 ADJUSTABLE	\$3,082
24	24	84	3 ADJUSTABLE	\$3,172
30	20	84	3 ADJUSTABLE	\$3,223
30	24	84	3 ADJUSTABLE	\$3,316
36	20	84	3 ADJUSTABLE	\$3,372
36	24	84	3 ADJUSTABLE	\$3,470



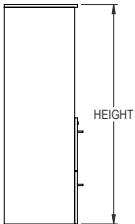
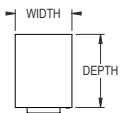
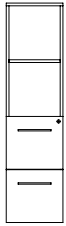
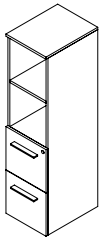
ORDER CODE SAMPLE							
ITEM CODE	WIDTH	DEPTH	HEIGHT	LAMINATE	HAND	LOCK	OPTION
NWNAY	W24	D24	H72	M1	L	LBB	HF

- 3/4" Thick LPL case construction with one inch of leveling
- One pencil tray, file hanging bars and lock(s) included
- Storage with 3/4" thick shelf (see chart above)
- Wardrobe with fixed hat shelf and coat rod; only 66"H units and taller include hat shelf
- Laminate codes - M1: 1" LPL (top only)
- Specify handedness left 'L' or right 'R' when ordering

- All standard laminates and metal finishes available
- Specify lock option: BRC standard black 'LBB', silver 'LBS'
- High pressure drawer and door fronts add code 'HF' and add \$464

- This storage product must be secured or ganged to an additional support structure (eg: wall, adjacent cabinet).





OVERALL SIZE				LAMINATE
WIDTH	DEPTH	HEIGHT	SHELVES	PRICE M1
15.75"	20"	42"	-	\$1,802
15.75"	24"	42"	-	\$1,844
15.75"	30"	42"	-	\$1,901
15.75"	20"	48"	1 ADJUSTABLE	\$1,866
15.75"	24"	48"	1 ADJUSTABLE	\$1,889
15.75"	30"	48"	1 ADJUSTABLE	\$1,944
15.75"	20"	54"	1 ADJUSTABLE	\$1,889
15.75"	24"	54"	1 ADJUSTABLE	\$1,914
15.75"	30"	54"	1 ADJUSTABLE	\$1,971
15.75"	20"	60"	1 ADJUSTABLE	\$1,914
15.75"	24"	60"	1 ADJUSTABLE	\$1,936
15.75"	30"	60"	1 ADJUSTABLE	\$1,991
15.75"	20"	66"	1 ADJUSTABLE	\$1,936
15.75"	24"	66"	2 ADJUSTABLE	\$1,960
15.75"	30"	66"	2 ADJUSTABLE	\$2,015
15.75"	20"	72"	2 ADJUSTABLE	\$1,960
15.75"	24"	72"	2 ADJUSTABLE	\$1,984
15.75"	30"	72"	2 ADJUSTABLE	\$2,039
15.75"	20"	84"	3 ADJUSTABLE	\$2,009
15.75"	24"	84"	3 ADJUSTABLE	\$2,029
15.75"	30"	84"	3 ADJUSTABLE	\$2,084

Features & Specifications



ORDER CODE SAMPLE						
ITEM CODE	WIDTH	DEPTH	HEIGHT	LAMINATE	LOCK	OPTION
NTFFZ	W15.75	D24	H72	M1	LBB	HF

- 3/4" Thick LPL case construction with one inch of leveling
- File hanging bars and lock(s) included
- Storage with 3/4" thick shelf (see chart above)
- Laminate codes - M1: 1" LPL (top only)

No Charge Options

- All standard laminate finishes available
- Specify lock option: BRC standard black 'LBB', silver 'LBS'

Optional Extra

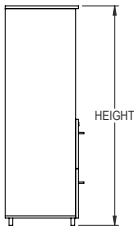
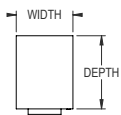
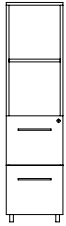
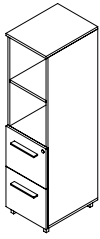
- High pressure drawer fronts add code 'HF' and add \$187



SPECIAL NOTES

- This storage product must be secured or ganged to an additional support structure (eg: wall, adjacent cabinet).





OVERALL SIZE				LAMINATE
WIDTH	DEPTH	HEIGHT	SHELVES	PRICE M1
15.75"	20"	42"	-	\$1,930
15.75"	24"	42"	-	\$1,973
15.75"	30"	42"	-	\$2,042
15.75"	20"	48"	1 ADJUSTABLE	\$2,009
15.75"	24"	48"	1 ADJUSTABLE	\$2,029
15.75"	30"	48"	1 ADJUSTABLE	\$2,084
15.75"	20"	54"	1 ADJUSTABLE	\$2,029
15.75"	24"	54"	1 ADJUSTABLE	\$2,055
15.75"	30"	54"	1 ADJUSTABLE	\$2,110
15.75"	20"	60"	1 ADJUSTABLE	\$2,055
15.75"	24"	60"	1 ADJUSTABLE	\$2,079
15.75"	30"	60"	1 ADJUSTABLE	\$2,133
15.75"	20"	66"	1 ADJUSTABLE	\$2,079
15.75"	24"	66"	2 ADJUSTABLE	\$2,101
15.75"	30"	66"	2 ADJUSTABLE	\$2,156
15.75"	20"	72"	2 ADJUSTABLE	\$2,101
15.75"	24"	72"	2 ADJUSTABLE	\$2,123
15.75"	30"	72"	2 ADJUSTABLE	\$2,178
15.75"	20"	84"	3 ADJUSTABLE	\$2,148
15.75"	24"	84"	3 ADJUSTABLE	\$2,173
15.75"	30"	84"	3 ADJUSTABLE	\$2,212

Features & Specifications



ORDER CODE SAMPLE						
ITEM CODE	WIDTH	DEPTH	HEIGHT	LAMINATE	LOCK	OPTION
NTFFY	W15.75	D24	H72	M1	LBB	HF

- 3/4" Thick LPL case construction with one inch of leveling
- File hanging bars and lock(s) included
- Storage with 3/4" thick shelf (see chart above)
- Laminate codes - M1: 1" LPL (top only)

No Charge Options

- All standard laminates and metal finishes available
- Specify lock option: BRC standard black 'LBB', silver 'LBS'

Optional Extra

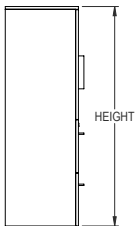
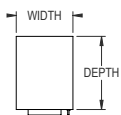
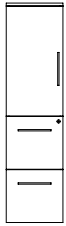
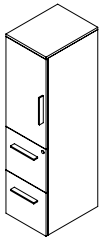
- High pressure drawer fronts add code 'HF' and add \$187



SPECIAL NOTES

- This storage product must be secured or ganged to an additional support structure (eg: wall, adjacent cabinet).





HINGED LEFT SHOWN

Features & Specifications

No Charge Options

Optional Extra



SPECIAL NOTES

OVERALL SIZE				LAMINATE
WIDTH	DEPTH	HEIGHT	SHELVES	PRICE <i>M1</i>
15.75"	20"	42"	-	\$1,959
15.75"	24"	42"	-	\$1,994
15.75"	30"	42"	-	\$2,050
15.75"	20"	48"	1 ADJUSTABLE	\$2,029
15.75"	24"	48"	1 ADJUSTABLE	\$2,055
15.75"	30"	48"	1 ADJUSTABLE	\$2,110
15.75"	20"	54"	1 ADJUSTABLE	\$2,055
15.75"	24"	54"	1 ADJUSTABLE	\$2,079
15.75"	30"	54"	1 ADJUSTABLE	\$2,133
15.75"	20"	60"	1 ADJUSTABLE	\$2,079
15.75"	24"	60"	1 ADJUSTABLE	\$2,101
15.75"	30"	60"	1 ADJUSTABLE	\$2,156
15.75"	20"	66"	1 ADJUSTABLE	\$2,101
15.75"	24"	66"	2 ADJUSTABLE	\$2,123
15.75"	30"	66"	2 ADJUSTABLE	\$2,178
15.75"	20"	72"	2 ADJUSTABLE	\$2,123
15.75"	24"	72"	2 ADJUSTABLE	\$2,148
15.75"	30"	72"	2 ADJUSTABLE	\$2,203
15.75"	20"	84"	3 ADJUSTABLE	\$2,173
15.75"	24"	84"	3 ADJUSTABLE	\$2,195
15.75"	30"	84"	3 ADJUSTABLE	\$2,250



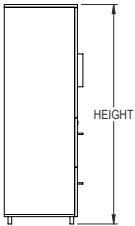
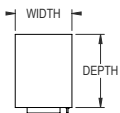
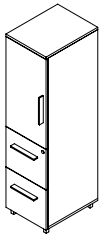
ORDER CODE SAMPLE							
ITEM CODE	WIDTH	DEPTH	HEIGHT	LAMINATE	HAND	LOCK	OPTION
NTFCZ	W15.75	D24	H72	<i>M1</i>	<i>HL</i>	<i>LBB</i>	<i>HF</i>

- 3/4" Thick LPL case construction with one inch of leveling
- File hanging bars and lock(s) included
- Storage with 3/4" thick shelf (see chart above)
- Laminate codes - *M1*: 1" LPL (top only)
- Specify hinged left '*HL*' or hinged right '*HR*' when ordering

- All standard laminate finishes available
- Specify lock option: BRC standard black '*LBB*', silver '*LBS*'

- High pressure drawer and door fronts add code '*HF*' and add \$278

- This storage product must be secured or ganged to an additional support structure (eg: wall, adjacent cabinet).



HINGED LEFT SHOWN

Features & Specifications

No Charge Options

Optional Extra



SPECIAL NOTES

OVERALL SIZE				LAMINATE
WIDTH	DEPTH	HEIGHT	SHELVES	PRICE <i>M1</i>
15.75"	20"	42"	-	\$2,100
15.75"	24"	42"	-	\$2,136
15.75"	30"	42"	-	\$2,191
15.75"	20"	48"	1 ADJUSTABLE	\$2,173
15.75"	24"	48"	1 ADJUSTABLE	\$2,195
15.75"	30"	48"	1 ADJUSTABLE	\$2,250
15.75"	20"	54"	1 ADJUSTABLE	\$2,195
15.75"	24"	54"	1 ADJUSTABLE	\$2,218
15.75"	30"	54"	1 ADJUSTABLE	\$2,273
15.75"	20"	60"	1 ADJUSTABLE	\$2,218
15.75"	24"	60"	1 ADJUSTABLE	\$2,241
15.75"	30"	60"	1 ADJUSTABLE	\$2,296
15.75"	20"	66"	1 ADJUSTABLE	\$2,241
15.75"	24"	66"	2 ADJUSTABLE	\$2,264
15.75"	30"	66"	2 ADJUSTABLE	\$2,319
15.75"	20"	72"	2 ADJUSTABLE	\$2,264
15.75"	24"	72"	2 ADJUSTABLE	\$2,289
15.75"	30"	72"	2 ADJUSTABLE	\$2,345
15.75"	20"	84"	3 ADJUSTABLE	\$2,313
15.75"	24"	84"	3 ADJUSTABLE	\$2,336
15.75"	30"	84"	3 ADJUSTABLE	\$2,391



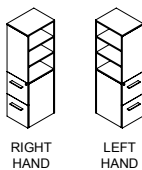
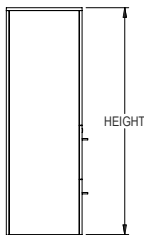
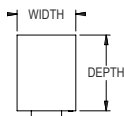
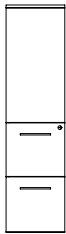
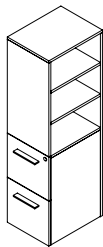
ORDER CODE SAMPLE							
ITEM CODE	WIDTH	DEPTH	HEIGHT	LAMINATE	HAND	LOCK	OPTION
NTFCY	W15.75	D24	H72	<i>M1</i>	<i>HL</i>	<i>LBB</i>	<i>HF</i>

- 3/4" Thick LPL case construction with one inch of leveling
- File hanging bars and lock(s) included
- Storage with 3/4" thick shelf (see chart above)
- Laminate codes - *M1*: 1" LPL (top only)
- Specify hinged left '*HL*' or hinged right '*HR*' when ordering

- All standard laminates and metal finishes available
- Specify lock option: BRC standard black '*LBB*', silver '*LBS*'

- High pressure drawer and door fronts add code '*HF*' and add \$278

- This storage product must be secured or ganged to an additional support structure (eg: wall, adjacent cabinet).



Features & Specifications

No Charge Options

Optional Extra



SPECIAL NOTES

OVERALL SIZE				LAMINATE
WIDTH	DEPTH	HEIGHT	SHELVES	PRICE M1
15.75"	20"	42"	-	\$1,816
15.75"	24"	42"	-	\$1,844
15.75"	30"	42"	-	\$1,901
15.75"	20"	48"	1 ADJUSTABLE	\$1,866
15.75"	24"	48"	1 ADJUSTABLE	\$1,889
15.75"	30"	48"	1 ADJUSTABLE	\$1,944
15.75"	20"	54"	1 ADJUSTABLE	\$1,889
15.75"	24"	54"	1 ADJUSTABLE	\$1,914
15.75"	30"	54"	1 ADJUSTABLE	\$1,971
15.75"	20"	60"	1 ADJUSTABLE	\$1,914
15.75"	24"	60"	1 ADJUSTABLE	\$1,936
15.75"	30"	60"	1 ADJUSTABLE	\$1,991
15.75"	20"	66"	1 ADJUSTABLE	\$1,936
15.75"	24"	66"	2 ADJUSTABLE	\$1,960
15.75"	30"	66"	2 ADJUSTABLE	\$2,015
15.75"	20"	72"	2 ADJUSTABLE	\$1,960
15.75"	24"	72"	2 ADJUSTABLE	\$1,984
15.75"	30"	72"	2 ADJUSTABLE	\$2,039
15.75"	20"	84"	3 ADJUSTABLE	\$2,009
15.75"	24"	84"	3 ADJUSTABLE	\$2,029
15.75"	30"	84"	3 ADJUSTABLE	\$2,084



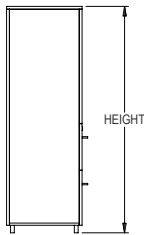
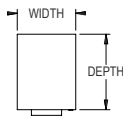
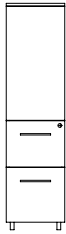
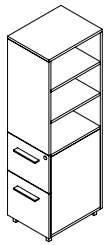
ORDER CODE SAMPLE							
ITEM CODE	WIDTH	DEPTH	HEIGHT	LAMINATE	HAND	LOCK	OPTION
NWFAZ	W15.75	D24	H72	M1	L	LBB	HF

- 3/4" Thick LPL case construction with one inch of leveling
- File hanging bars and lock(s) included
- Storage with 3/4" thick shelf (see chart above)
- Laminate codes - M1: 1" LPL (top only)
- Specify handedness left 'L' or right 'R' when ordering

- All standard laminate finishes available
- Specify lock option: BRC standard black 'LBB', silver 'LBS'

- High pressure drawer fronts add code 'HF' and add \$278

- This storage product must be secured or ganged to an additional support structure (eg: wall, adjacent cabinet).



RIGHT HAND



LEFT HAND

Features & Specifications

No Charge Options

Optional Extra



SPECIAL NOTES

OVERALL SIZE				LAMINATE
WIDTH	DEPTH	HEIGHT	SHELVES	PRICE M1
15.75"	20"	42"	-	\$1,959
15.75"	24"	42"	-	\$1,986
15.75"	30"	42"	-	\$2,042
15.75"	20"	48"	1 ADJUSTABLE	\$2,009
15.75"	24"	48"	1 ADJUSTABLE	\$2,029
15.75"	30"	48"	1 ADJUSTABLE	\$2,084
15.75"	20"	54"	1 ADJUSTABLE	\$2,029
15.75"	24"	54"	1 ADJUSTABLE	\$2,055
15.75"	30"	54"	1 ADJUSTABLE	\$2,110
15.75"	20"	60"	1 ADJUSTABLE	\$2,055
15.75"	24"	60"	1 ADJUSTABLE	\$2,079
15.75"	30"	60"	1 ADJUSTABLE	\$2,133
15.75"	20"	66"	1 ADJUSTABLE	\$2,079
15.75"	24"	66"	2 ADJUSTABLE	\$2,101
15.75"	30"	66"	2 ADJUSTABLE	\$2,156
15.75"	20"	72"	2 ADJUSTABLE	\$2,101
15.75"	24"	72"	2 ADJUSTABLE	\$2,123
15.75"	30"	72"	2 ADJUSTABLE	\$2,178
15.75"	20"	84"	3 ADJUSTABLE	\$2,148
15.75"	24"	84"	3 ADJUSTABLE	\$2,173
15.75"	30"	84"	3 ADJUSTABLE	\$2,228




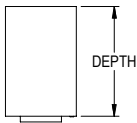
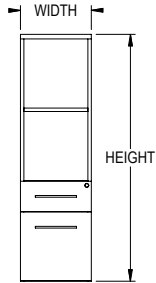
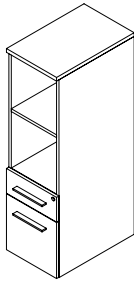
ORDER CODE SAMPLE							
ITEM CODE	WIDTH	DEPTH	HEIGHT	LAMINATE	HAND	LOCK	OPTION
NWFAY	W15.75	D24	H72	M1	L	LBB	HF

- 3/4" Thick LPL case construction with one inch of leveling
- File hanging bars and lock(s) included
- Storage with 3/4" thick shelf (see chart above)
- Laminate codes - M1: 1" LPL (top only)
- Specify handedness left 'L' or right 'R' when ordering

- All standard laminates and metal finishes available
- Specify lock option: BRC standard black 'LBB', silver 'LBS'

- High pressure drawer fronts add code 'HF' and add \$278

- This storage product must be secured or ganged to an additional support structure (eg: wall, adjacent cabinet).



OVERALL SIZE				LAMINATE
WIDTH	DEPTH	HEIGHT	SHELVES	PRICE M1
15.75"	20"	42"	1 ADJUSTABLE	\$1,715
15.75"	24"	42"	1 ADJUSTABLE	\$1,735
15.75"	30"	42"	1 ADJUSTABLE	\$1,790
15.75"	20"	48"	1 ADJUSTABLE	\$1,735
15.75"	24"	48"	1 ADJUSTABLE	\$1,755
15.75"	30"	48"	1 ADJUSTABLE	\$1,810
15.75"	20"	54"	1 ADJUSTABLE	\$1,755
15.75"	24"	54"	1 ADJUSTABLE	\$1,783
15.75"	30"	54"	1 ADJUSTABLE	\$1,838
15.75"	20"	60"	1 ADJUSTABLE	\$1,783
15.75"	24"	60"	1 ADJUSTABLE	\$1,804
15.75"	30"	60"	1 ADJUSTABLE	\$1,856
15.75"	20"	66"	2 ADJUSTABLE	\$1,804
15.75"	24"	66"	2 ADJUSTABLE	\$1,829
15.75"	30"	66"	2 ADJUSTABLE	\$1,885
15.75"	20"	72"	2 ADJUSTABLE	\$1,829
15.75"	24"	72"	2 ADJUSTABLE	\$1,854
15.75"	30"	72"	2 ADJUSTABLE	\$1,909
15.75"	20"	84"	3 ADJUSTABLE	\$1,877
15.75"	24"	84"	3 ADJUSTABLE	\$1,898
15.75"	30"	84"	3 ADJUSTABLE	\$1,956

Features & Specifications

No Charge Options

Optional Extra



SPECIAL NOTES




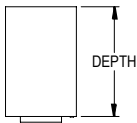
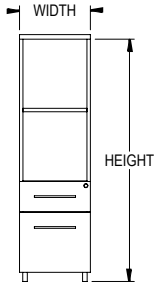
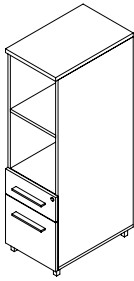
ORDER CODE SAMPLE						
ITEM CODE	WIDTH	DEPTH	HEIGHT	LAMINATE	LOCK	OPTION
NTOBZ	W15.75	D24	H72	M1	LBB	HF

- 3/4" Thick LPL case construction with one inch of leveling
- One pencil tray, file hanging bars and lock(s) included
- Storage with 3/4" thick shelf (see chart above)
- Laminate codes - M1: 1" LPL (top only)

- All standard laminate finishes available
- Specify lock option: BRC standard black 'LBB', silver 'LBS'

- High pressure drawer fronts add code 'HF' and add \$187

- This storage product must be secured or ganged to an additional support structure (eg: wall, adjacent cabinet).



Features & Specifications

No Charge Options

Optional Extra



SPECIAL NOTES

OVERALL SIZE				LAMINATE
WIDTH	DEPTH	HEIGHT	SHELVES	PRICE M1
15.75"	20"	42"	1 ADJUSTABLE	\$1,841
15.75"	24"	42"	1 ADJUSTABLE	\$1,863
15.75"	30"	42"	1 ADJUSTABLE	\$1,919
15.75"	20"	48"	1 ADJUSTABLE	\$1,863
15.75"	24"	48"	1 ADJUSTABLE	\$1,883
15.75"	30"	48"	1 ADJUSTABLE	\$1,939
15.75"	20"	54"	1 ADJUSTABLE	\$1,883
15.75"	24"	54"	1 ADJUSTABLE	\$1,911
15.75"	30"	54"	1 ADJUSTABLE	\$1,966
15.75"	20"	60"	1 ADJUSTABLE	\$1,911
15.75"	24"	60"	1 ADJUSTABLE	\$1,932
15.75"	30"	60"	1 ADJUSTABLE	\$1,988
15.75"	20"	66"	2 ADJUSTABLE	\$1,932
15.75"	24"	66"	2 ADJUSTABLE	\$1,957
15.75"	30"	66"	2 ADJUSTABLE	\$2,013
15.75"	20"	72"	2 ADJUSTABLE	\$1,957
15.75"	24"	72"	2 ADJUSTABLE	\$1,982
15.75"	30"	72"	2 ADJUSTABLE	\$2,037
15.75"	20"	84"	3 ADJUSTABLE	\$2,006
15.75"	24"	84"	3 ADJUSTABLE	\$2,027
15.75"	30"	84"	3 ADJUSTABLE	\$2,082



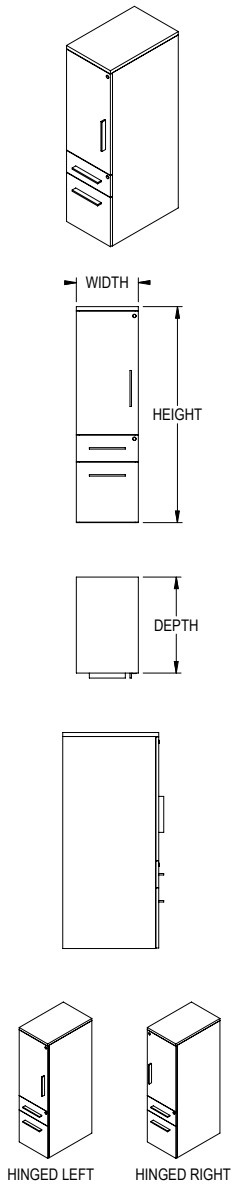
ORDER CODE SAMPLE						
ITEM CODE	WIDTH	DEPTH	HEIGHT	LAMINATE	LOCK	OPTION
NTOBY	W15.75	D24	H72	M1	LBB	HF

- 3/4" Thick LPL case construction with one inch of leveling
- One pencil tray, file hanging bars and lock(s) included
- Storage with 3/4" thick shelf (see chart above)
- Laminate codes - M1: 1" LPL (top only)

- All standard laminates and metal finishes available
- Specify lock option: BRC standard black 'LBB', silver 'LBS'

- High pressure drawer fronts add code 'HF' and add \$187

- This storage product must be secured or ganged to an additional support structure (eg: wall, adjacent cabinet).



Features & Specifications

No Charge Options

Optional Extra



SPECIAL NOTES

OVERALL SIZE				LAMINATE
WIDTH	DEPTH	HEIGHT	SHELVES	PRICE <i>M1</i>
15.75"	20"	42"	1 ADJUSTABLE	\$1,877
15.75"	24"	42"	1 ADJUSTABLE	\$1,898
15.75"	30"	42"	1 ADJUSTABLE	\$1,955
15.75"	20"	48"	1 ADJUSTABLE	\$1,898
15.75"	24"	48"	1 ADJUSTABLE	\$1,924
15.75"	30"	48"	1 ADJUSTABLE	\$1,980
15.75"	20"	54"	1 ADJUSTABLE	\$1,924
15.75"	24"	54"	1 ADJUSTABLE	\$1,946
15.75"	30"	54"	1 ADJUSTABLE	\$2,002
15.75"	20"	60"	1 ADJUSTABLE	\$1,946
15.75"	24"	60"	1 ADJUSTABLE	\$1,972
15.75"	30"	60"	1 ADJUSTABLE	\$2,027
15.75"	20"	66"	2 ADJUSTABLE	\$1,972
15.75"	24"	66"	2 ADJUSTABLE	\$1,993
15.75"	30"	66"	2 ADJUSTABLE	\$2,047
15.75"	20"	72"	2 ADJUSTABLE	\$1,993
15.75"	24"	72"	2 ADJUSTABLE	\$2,016
15.75"	30"	72"	2 ADJUSTABLE	\$2,098
15.75"	20"	84"	3 ADJUSTABLE	\$2,041
15.75"	24"	84"	3 ADJUSTABLE	\$2,064
15.75"	30"	84"	3 ADJUSTABLE	\$2,120



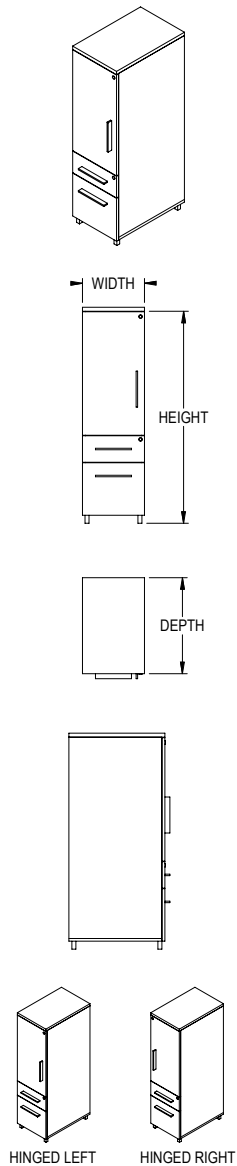
ORDER CODE SAMPLE							
ITEM CODE	WIDTH	DEPTH	HEIGHT	LAMINATE	HAND	LOCK	OPTION
NTDAZ	W15.75	D24	H72	<i>M1</i>	<i>L</i>	<i>LBB</i>	<i>HF</i>

- 3/4" Thick LPL case construction with one inch of leveling
- One pencil tray, file hanging bars and lock(s) included
- Storage with 3/4" thick shelf (see chart above)
- Laminate codes - *M1*: 1" LPL (top only)
- Specify hinged left '*HL*' or hinged right '*HR*' when ordering

- All standard laminate finishes available
- Specify lock option: BRC standard black '*LBB*', silver '*LBS*'

- High pressure drawer and door fronts add code '*HF*' and add \$278

- This storage product must be secured or ganged to an additional support structure (eg: wall, adjacent cabinet).



OVERALL SIZE				LAMINATE
WIDTH	DEPTH	HEIGHT	SHELVES	PRICE M1
15.75"	20"	42"	1 ADJUSTABLE	\$2,006
15.75"	24"	42"	1 ADJUSTABLE	\$2,027
15.75"	30"	42"	1 ADJUSTABLE	\$2,082
15.75"	20"	48"	1 ADJUSTABLE	\$2,027
15.75"	24"	48"	1 ADJUSTABLE	\$2,052
15.75"	30"	48"	1 ADJUSTABLE	\$2,108
15.75"	20"	54"	1 ADJUSTABLE	\$2,052
15.75"	24"	54"	1 ADJUSTABLE	\$2,073
15.75"	30"	54"	1 ADJUSTABLE	\$2,128
15.75"	20"	60"	1 ADJUSTABLE	\$2,073
15.75"	24"	60"	1 ADJUSTABLE	\$2,099
15.75"	30"	60"	1 ADJUSTABLE	\$2,154
15.75"	20"	66"	2 ADJUSTABLE	\$2,099
15.75"	24"	66"	2 ADJUSTABLE	\$2,121
15.75"	30"	66"	2 ADJUSTABLE	\$2,176
15.75"	20"	72"	2 ADJUSTABLE	\$2,121
15.75"	24"	72"	2 ADJUSTABLE	\$2,145
15.75"	30"	72"	2 ADJUSTABLE	\$2,201
15.75"	20"	84"	3 ADJUSTABLE	\$2,169
15.75"	24"	84"	3 ADJUSTABLE	\$2,191
15.75"	30"	84"	3 ADJUSTABLE	\$2,245

Features & Specifications

No Charge Options

Optional Extra



SPECIAL NOTES



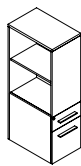
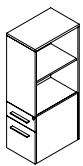

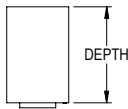
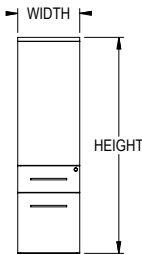
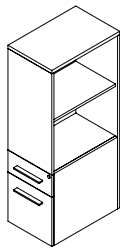
ORDER CODE SAMPLE							
ITEM CODE	WIDTH	DEPTH	HEIGHT	LAMINATE	HAND	LOCK	OPTION
NTDAY	W15.75	D24	H72	M1	L	LBB	HF

- 3/4" Thick LPL case construction with one inch of leveling
- One pencil tray, file hanging bars and lock(s) included
- Storage with 3/4" thick shelf (see chart above)
- Laminate codes - M1: 1" LPL (top only)
- Specify hinged left 'HL' or hinged right 'HR' when ordering

- All standard laminates and metal finishes available
- Specify lock option: BRC standard black 'LBB', silver 'LBS'

- High pressure drawer and door fronts add code 'HF' and add \$278

- This storage product must be secured or ganged to an additional support structure (eg: wall, adjacent cabinet).



Features & Specifications

No Charge Options

Optional Extra



SPECIAL NOTES

OVERALL SIZE				LAMINATE
WIDTH	DEPTH	HEIGHT	SHELVES	PRICE M1
15.75"	20"	42"	1 ADJUSTABLE	\$1,715
15.75"	24"	42"	1 ADJUSTABLE	\$1,735
15.75"	30"	42"	1 ADJUSTABLE	\$1,790
15.75"	20"	48"	1 ADJUSTABLE	\$1,735
15.75"	24"	48"	1 ADJUSTABLE	\$1,755
15.75"	30"	48"	1 ADJUSTABLE	\$1,810
15.75"	20"	54"	1 ADJUSTABLE	\$1,755
15.75"	24"	54"	1 ADJUSTABLE	\$1,783
15.75"	30"	54"	1 ADJUSTABLE	\$1,838
15.75"	20"	60"	1 ADJUSTABLE	\$1,783
15.75"	24"	60"	1 ADJUSTABLE	\$1,804
15.75"	30"	60"	1 ADJUSTABLE	\$1,860
15.75"	20"	66"	2 ADJUSTABLE	\$1,804
15.75"	24"	66"	2 ADJUSTABLE	\$1,829
15.75"	30"	66"	2 ADJUSTABLE	\$1,885
15.75"	20"	72"	2 ADJUSTABLE	\$1,829
15.75"	24"	72"	2 ADJUSTABLE	\$1,854
15.75"	30"	72"	2 ADJUSTABLE	\$1,909
15.75"	20"	84"	3 ADJUSTABLE	\$1,877
15.75"	24"	84"	3 ADJUSTABLE	\$1,898
15.75"	30"	84"	3 ADJUSTABLE	\$1,955



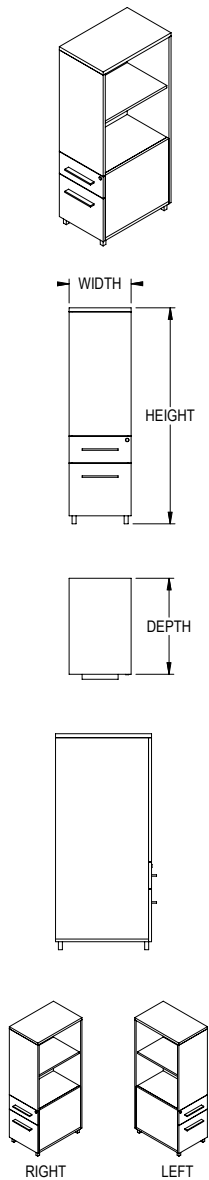
ORDER CODE SAMPLE							
ITEM CODE	WIDTH	DEPTH	HEIGHT	LAMINATE	HAND	LOCK	OPTION
NTCAZ	W15.75	D24	H72	M1	L	LBB	HF

- 3/4" Thick LPL case construction with one inch of leveling
- One pencil tray, file hanging bars and lock(s) included
- Storage with 3/4" thick shelf (see chart above)
- Laminate codes - M1: 1" LPL (top only)
- Specify handedness left 'L' or right 'R' when ordering

- All standard laminate finishes available
- Specify lock option: BRC standard black 'LBB', silver 'LBS'

- High pressure drawer fronts add code 'HF' and add \$278

- This storage product must be secured or ganged to an additional support structure (eg: wall, adjacent cabinet).



OVERALL SIZE				LAMINATE
WIDTH	DEPTH	HEIGHT	SHELVES	PRICE <i>M1</i>
15.75"	20"	42"	1 ADJUSTABLE	\$1,841
15.75"	24"	42"	1 ADJUSTABLE	\$1,863
15.75"	30"	42"	1 ADJUSTABLE	\$1,919
15.75"	20"	48"	1 ADJUSTABLE	\$1,863
15.75"	24"	48"	1 ADJUSTABLE	\$1,883
15.75"	30"	48"	1 ADJUSTABLE	\$1,939
15.75"	20"	54"	1 ADJUSTABLE	\$1,883
15.75"	24"	54"	1 ADJUSTABLE	\$1,911
15.75"	30"	54"	1 ADJUSTABLE	\$1,966
15.75"	20"	60"	1 ADJUSTABLE	\$1,911
15.75"	24"	60"	1 ADJUSTABLE	\$1,932
15.75"	30"	60"	1 ADJUSTABLE	\$1,988
15.75"	20"	66"	2 ADJUSTABLE	\$1,932
15.75"	24"	66"	2 ADJUSTABLE	\$1,957
15.75"	30"	66"	2 ADJUSTABLE	\$2,013
15.75"	20"	72"	2 ADJUSTABLE	\$1,957
15.75"	24"	72"	2 ADJUSTABLE	\$1,982
15.75"	30"	72"	2 ADJUSTABLE	\$2,037
15.75"	20"	84"	3 ADJUSTABLE	\$2,006
15.75"	24"	84"	3 ADJUSTABLE	\$2,027
15.75"	30"	84"	3 ADJUSTABLE	\$2,082

Features & Specifications

No Charge Options

Optional Extra



SPECIAL NOTES



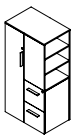
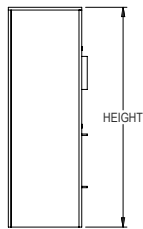
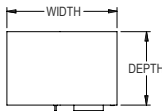
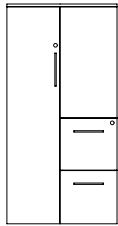
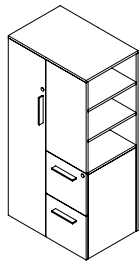
ORDER CODE SAMPLE							
ITEM CODE	WIDTH	DEPTH	HEIGHT	LAMINATE	HAND	LOCK	OPTION
NTCAY	W15.75	D24	H72	<i>M1</i>	<i>L</i>	<i>LBB</i>	<i>HF</i>

- 3/4" Thick LPL case construction with one inch of leveling
- One pencil tray, file hanging bars and lock(s) included
- Storage with 3/4" thick shelf (see chart above)
- Laminate codes - *M1*: 1" LPL (top only)
- Specify handedness left '*L*' or right '*R*' when ordering

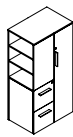
- All standard laminates and metal finishes available
- Specify lock option: BRC standard black '*LBB*', silver '*LBS*'

- High pressure drawer fronts add code '*HF*' and add \$278

- This storage product must be secured or ganged to an additional support structure (eg: wall, adjacent cabinet).



RIGHT HAND



LEFT HAND

Features & Specifications

No Charge Options

Optional Extra



SPECIAL NOTES

OVERALL SIZE				LAMINATE
WIDTH	DEPTH	HEIGHT	SHELVES	PRICE M1
24"	20"	42"	-	\$1,789
24"	24"	42"	-	\$1,807
24"	30"	42"	-	\$1,863
24"	20"	48"	1 ADJUSTABLE	\$1,825
24"	24"	48"	1 ADJUSTABLE	\$1,862
24"	30"	48"	1 ADJUSTABLE	\$1,918
24"	20"	54"	1 ADJUSTABLE	\$1,932
24"	24"	54"	1 ADJUSTABLE	\$1,971
24"	30"	54"	1 ADJUSTABLE	\$2,026
24"	20"	60"	1 ADJUSTABLE	\$1,962
24"	24"	60"	1 ADJUSTABLE	\$2,029
24"	30"	60"	1 ADJUSTABLE	\$2,084
24"	20"	66"	1 ADJUSTABLE	\$2,539
24"	24"	66"	2 ADJUSTABLE	\$2,607
24"	30"	66"	2 ADJUSTABLE	\$2,662
24"	20"	72"	2 ADJUSTABLE	\$2,721
24"	24"	72"	2 ADJUSTABLE	\$2,810
24"	30"	72"	2 ADJUSTABLE	\$2,865
24"	20"	84"	3 ADJUSTABLE	\$2,796
24"	24"	84"	3 ADJUSTABLE	\$2,884
24"	30"	84"	3 ADJUSTABLE	\$2,939

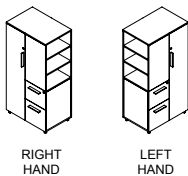
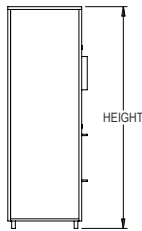
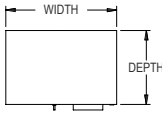
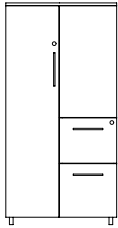
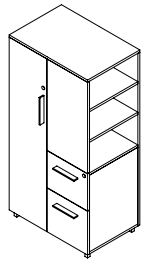


ORDER CODE SAMPLE							
ITEM CODE	WIDTH	DEPTH	HEIGHT	LAMINATE	HAND	LOCK	OPTION
NWWAZ	W24	D24	H72	M1	L	LBB	HF CH

- 3/4" Thick LPL case construction with one inch of leveling
- File hanging bars and lock(s) included
- Storage with 3/4" thick shelf (see chart above)
- Wardrobe with fixed hat shelf and coat rod; only 66"H units and taller include hat shelf
- Laminate codes - M1: 1" LPL (top only)
- Specify handedness left 'L' or right 'R' when ordering

- All standard laminate finishes available
- Specify lock option: BRC standard black 'LBB', silver 'LBS'
- Specify coat hook instead of coat rod, add option code 'CH'
- High pressure drawer and door fronts add code 'HF' and add \$371

- This storage product must be secured or ganged to an additional support structure (eg: wall, adjacent cabinet).



Features & Specifications

No Charge Options

Optional Extra



SPECIAL NOTES

OVERALL SIZE				LAMINATE
WIDTH	DEPTH	HEIGHT	SHELVES	PRICE M1
24"	20"	42"	-	\$2,148
24"	24"	42"	-	\$2,166
24"	30"	42"	-	\$2,222
24"	20"	48"	1 ADJUSTABLE	\$2,181
24"	24"	48"	1 ADJUSTABLE	\$2,220
24"	30"	48"	1 ADJUSTABLE	\$2,274
24"	20"	54"	1 ADJUSTABLE	\$2,291
24"	24"	54"	1 ADJUSTABLE	\$2,327
24"	30"	54"	1 ADJUSTABLE	\$2,382
24"	20"	60"	1 ADJUSTABLE	\$2,319
24"	24"	60"	1 ADJUSTABLE	\$2,387
24"	30"	60"	1 ADJUSTABLE	\$2,443
24"	20"	66"	1 ADJUSTABLE	\$2,895
24"	24"	66"	2 ADJUSTABLE	\$2,965
24"	30"	66"	2 ADJUSTABLE	\$3,020
24"	20"	72"	2 ADJUSTABLE	\$3,078
24"	24"	72"	2 ADJUSTABLE	\$3,169
24"	30"	72"	2 ADJUSTABLE	\$3,225
24"	20"	84"	3 ADJUSTABLE	\$3,152
24"	24"	84"	3 ADJUSTABLE	\$3,244
24"	30"	84"	3 ADJUSTABLE	\$3,298



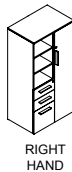
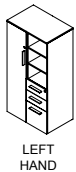
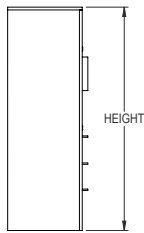
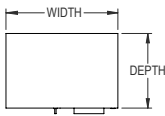
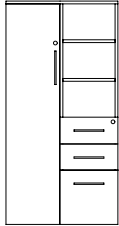
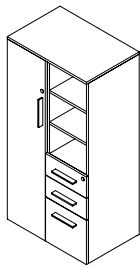
ORDER CODE SAMPLE							
ITEM CODE	WIDTH	DEPTH	HEIGHT	LAMINATE	HAND	LOCK	OPTION
NWWAY	W24	D24	H72	M1	L	LBB	HF

- 3/4" Thick LPL case construction with one inch of leveling
- File hanging bars and lock(s) included
- Storage with 3/4" thick shelf (see chart above)
- Wardrobe with fixed hat shelf and coat rod; only 66"H units and taller include hat shelf
- Laminate codes - M1: 1" LPL (top only)
- Specify handedness left 'L' or right 'R' when ordering

- All standard laminates and metal finishes available
- Specify lock option: BRC standard black 'LBB', silver 'LBS'
- Specify coat hook instead of coat rod, add option code 'CH'

- High pressure drawer and door fronts add code 'HF' and add \$371

- This storage product must be secured or ganged to an additional support structure (eg: wall, adjacent cabinet).



Features & Specifications

No Charge Options

Optional Extra



SPECIAL NOTES

OVERALL SIZE				
WIDTH	DEPTH	HEIGHT	SHELVES	PRICE M1
24"	20"	48"	1 ADJUSTABLE	\$2,043
24"	24"	48"	1 ADJUSTABLE	\$2,081
24"	20"	60"	1 ADJUSTABLE	\$2,152
24"	24"	60"	1 ADJUSTABLE	\$2,188
24"	20"	66"	2 ADJUSTABLE	\$2,180
24"	24"	66"	2 ADJUSTABLE	\$2,249
24"	20"	72"	2 ADJUSTABLE	\$2,756
24"	24"	72"	2 ADJUSTABLE	\$2,826
24"	20"	84"	3 ADJUSTABLE	\$2,939
24"	24"	84"	3 ADJUSTABLE	\$3,029
30"	20"	48"	1 ADJUSTABLE	\$2,141
30"	24"	48"	1 ADJUSTABLE	\$2,179
30"	20"	60"	1 ADJUSTABLE	\$2,255
30"	24"	60"	1 ADJUSTABLE	\$2,292
30"	20"	66"	2 ADJUSTABLE	\$2,285
30"	24"	66"	2 ADJUSTABLE	\$2,353
30"	20"	72"	2 ADJUSTABLE	\$2,890
30"	24"	72"	2 ADJUSTABLE	\$2,961
30"	20"	84"	3 ADJUSTABLE	\$3,082
30"	24"	84"	3 ADJUSTABLE	\$3,176
36"	20"	48"	1 ADJUSTABLE	\$2,241
36"	24"	48"	1 ADJUSTABLE	\$2,284
36"	20"	60"	1 ADJUSTABLE	\$2,360
36"	24"	60"	1 ADJUSTABLE	\$2,401
36"	20"	66"	2 ADJUSTABLE	\$2,395
36"	24"	66"	2 ADJUSTABLE	\$2,466
36"	20"	72"	2 ADJUSTABLE	\$3,029
36"	24"	72"	2 ADJUSTABLE	\$3,101
36"	20"	84"	3 ADJUSTABLE	\$3,232
36"	24"	84"	3 ADJUSTABLE	\$3,329



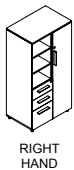
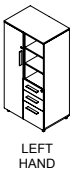
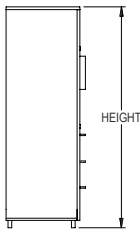
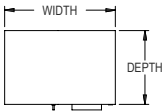
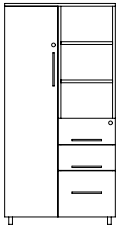
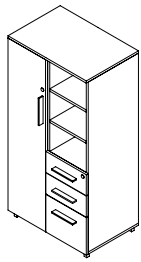
ORDER CODE SAMPLE							
ITEM CODE	WIDTH	DEPTH	HEIGHT	LAMINATE	HAND	LOCK	OPTION
NWJAZ	W24	D24	H72	M1	L	LBB	HF CH

- 3/4" Thick LPL case construction with one inch of leveling
- One pencil tray, file hanging bars and lock(s) included
- Storage with 3/4" thick shelf (see chart above)
- Wardrobe with fixed hat shelf and coat rod; only 66"H units and taller include hat shelf
- Laminate codes - M1: 1" LPL (top only)
- Specify handedness left 'L' or right 'R' when ordering

- All standard laminates and metal finishes available
- Specify lock option: BRC standard black 'LBB', silver 'LBS'
- Specify coat hook instead of coat rod, add option code 'CH'
- High pressure drawer and door fronts add code 'HF' and add \$464

- This storage product must be secured or ganged to an additional support structure (eg: wall, adjacent cabinet).





Features & Specifications

No Charge Options

Optional Extra



SPECIAL NOTES

OVERALL SIZE				
WIDTH	DEPTH	HEIGHT	SHELVES	PRICE M1
24"	20"	48"	1 ADJUSTABLE	\$2,043
24"	24"	48"	1 ADJUSTABLE	\$2,082
24"	20"	60"	1 ADJUSTABLE	\$2,154
24"	24"	60"	1 ADJUSTABLE	\$2,189
24"	20"	66"	2 ADJUSTABLE	\$2,184
24"	24"	66"	2 ADJUSTABLE	\$2,251
24"	20"	72"	2 ADJUSTABLE	\$2,759
24"	24"	72"	2 ADJUSTABLE	\$2,827
24"	20"	84"	3 ADJUSTABLE	\$2,942
24"	24"	84"	3 ADJUSTABLE	\$3,032
30"	20"	48"	1 ADJUSTABLE	\$2,141
30"	24"	48"	1 ADJUSTABLE	\$2,181
30"	20"	60"	1 ADJUSTABLE	\$2,257
30"	24"	60"	1 ADJUSTABLE	\$2,294
30"	20"	66"	2 ADJUSTABLE	\$2,286
30"	24"	66"	2 ADJUSTABLE	\$2,355
30"	20"	72"	2 ADJUSTABLE	\$2,892
30"	24"	72"	2 ADJUSTABLE	\$2,962
30"	20"	84"	3 ADJUSTABLE	\$3,084
30"	24"	84"	3 ADJUSTABLE	\$3,177
36"	20"	48"	1 ADJUSTABLE	\$2,241
36"	24"	48"	1 ADJUSTABLE	\$2,285
36"	20"	60"	1 ADJUSTABLE	\$2,363
36"	24"	60"	1 ADJUSTABLE	\$2,404
36"	20"	66"	2 ADJUSTABLE	\$2,395
36"	24"	66"	2 ADJUSTABLE	\$2,468
36"	20"	72"	2 ADJUSTABLE	\$3,032
36"	24"	72"	2 ADJUSTABLE	\$3,104
36"	20"	84"	3 ADJUSTABLE	\$3,233
36"	24"	84"	3 ADJUSTABLE	\$3,332

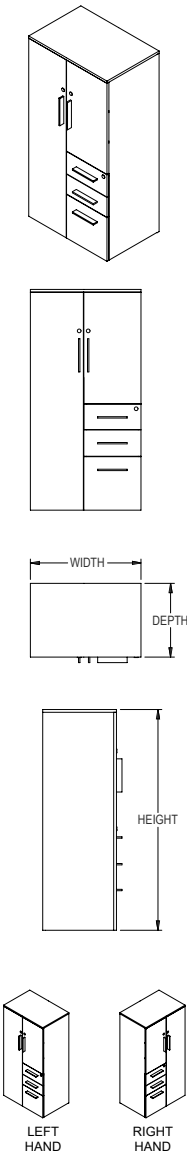


ORDER CODE SAMPLE							
ITEM CODE	WIDTH	DEPTH	HEIGHT	LAMINATE	HAND	LOCK	OPTION
NWJAY	W24	D24	H72	M1	L	LBB	HF CH

- 3/4" Thick LPL case construction with one inch of leveling
- One pencil tray, file hanging bars and lock(s) included
- Storage with 3/4" thick shelf (see chart above)
- Wardrobe with fixed hat shelf and coat rod; only 66"H units and taller include hat shelf
- Laminate codes - M1: 1" LPL (top only)
- Specify handedness left 'L' or right 'R' when ordering

- All standard laminates and metal finishes available
- Specify lock option: BRC standard black 'LBB', silver 'LBS'
- Specify coat hook instead of coat rod, add option code 'CH'
- High pressure drawer and door fronts add code 'HF' and add \$464

- This storage product must be secured or ganged to an additional support structure (eg: wall, adjacent cabinet).



OVERALL SIZE				LAMINATE
WIDTH	DEPTH	HEIGHT	SHELVES	PRICE M1
24"	20"	48"	1 ADJUSTABLE	\$2,207
24"	24"	48"	1 ADJUSTABLE	\$2,245
24"	20"	60"	1 ADJUSTABLE	\$2,316
24"	24"	60"	1 ADJUSTABLE	\$2,352
24"	20"	66"	2 ADJUSTABLE	\$2,346
24"	24"	66"	2 ADJUSTABLE	\$2,412
24"	20"	72"	2 ADJUSTABLE	\$2,923
24"	24"	72"	2 ADJUSTABLE	\$2,990
24"	20"	84"	3 ADJUSTABLE	\$3,105
24"	24"	84"	3 ADJUSTABLE	\$3,193
30"	20"	48"	1 ADJUSTABLE	\$2,303
30"	24"	48"	1 ADJUSTABLE	\$2,345
30"	20"	60"	1 ADJUSTABLE	\$2,420
30"	24"	60"	1 ADJUSTABLE	\$2,455
30"	20"	66"	2 ADJUSTABLE	\$2,451
30"	24"	66"	2 ADJUSTABLE	\$2,518
30"	20"	72"	2 ADJUSTABLE	\$3,054
30"	24"	72"	2 ADJUSTABLE	\$3,125
30"	20"	84"	3 ADJUSTABLE	\$3,246
30"	24"	84"	3 ADJUSTABLE	\$3,340
36"	20"	48"	1 ADJUSTABLE	\$2,404
36"	24"	48"	1 ADJUSTABLE	\$2,449
36"	20"	60"	1 ADJUSTABLE	\$2,524
36"	24"	60"	1 ADJUSTABLE	\$2,565
36"	20"	66"	2 ADJUSTABLE	\$2,558
36"	24"	66"	2 ADJUSTABLE	\$2,631
36"	20"	72"	2 ADJUSTABLE	\$3,193
36"	24"	72"	2 ADJUSTABLE	\$3,266
36"	20"	84"	3 ADJUSTABLE	\$3,395
36"	24"	84"	3 ADJUSTABLE	\$3,492



ORDER CODE SAMPLE							
ITEM CODE	WIDTH	DEPTH	HEIGHT	LAMINATE	HAND	LOCK	OPTION
NWGAZ	W24	D24	H72	M1	L	LBB	HF CH

Features & Specifications

No Charge Options

Optional Extra

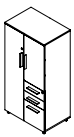
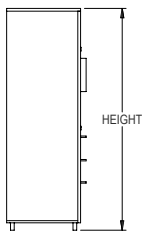
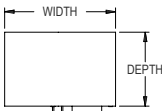
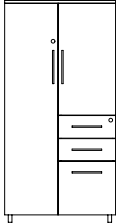



SPECIAL NOTES

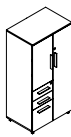
- 3/4" Thick LPL case construction with one inch of leveling
- One pencil tray, file hanging bars and lock(s) included
- Storage with 3/4" thick shelf (see chart above)
- Wardrobe with fixed hat shelf and coat rod; only 66"H units and taller include hat shelf
- Laminate codes - M1: 1" LPL (top only)
- Specify handedness left 'L' or right 'R' when ordering

- All standard laminate finishes available
- Specify lock option: BRC standard black 'LBB', silver 'LBS'
- Specify coat hook instead of coat rod, add option code 'CH'
- High pressure drawer and door fronts add code 'HF' and add \$464

- This storage product must be secured or ganged to an additional support structure (eg: wall, adjacent cabinet).



LEFT HAND



RIGHT HAND

Features & Specifications

No Charge Options

Optional Extra



SPECIAL NOTES

OVERALL SIZE				LAMINATE
WIDTH	DEPTH	HEIGHT	SHELVES	PRICE M1
24"	20"	48"	1 ADJUSTABLE	\$2,349
24"	24"	48"	1 ADJUSTABLE	\$2,389
24"	20"	60"	1 ADJUSTABLE	\$2,458
24"	24"	60"	1 ADJUSTABLE	\$2,495
24"	20"	66"	2 ADJUSTABLE	\$2,488
24"	24"	66"	2 ADJUSTABLE	\$2,554
24"	20"	72"	2 ADJUSTABLE	\$3,067
24"	24"	72"	2 ADJUSTABLE	\$3,131
24"	20"	84"	3 ADJUSTABLE	\$3,247
24"	24"	84"	3 ADJUSTABLE	\$3,335
30"	20"	48"	1 ADJUSTABLE	\$2,445
30"	24"	48"	1 ADJUSTABLE	\$2,487
30"	20"	60"	1 ADJUSTABLE	\$2,561
30"	24"	60"	1 ADJUSTABLE	\$2,597
30"	20"	66"	2 ADJUSTABLE	\$2,593
30"	24"	66"	2 ADJUSTABLE	\$2,661
30"	20"	72"	2 ADJUSTABLE	\$3,196
30"	24"	72"	2 ADJUSTABLE	\$3,266
30"	20"	84"	3 ADJUSTABLE	\$3,388
30"	24"	84"	3 ADJUSTABLE	\$3,481
36"	20"	48"	1 ADJUSTABLE	\$2,547
36"	24"	48"	1 ADJUSTABLE	\$2,591
36"	20"	60"	1 ADJUSTABLE	\$2,666
36"	24"	60"	1 ADJUSTABLE	\$2,706
36"	20"	66"	2 ADJUSTABLE	\$2,699
36"	24"	66"	2 ADJUSTABLE	\$2,774
36"	20"	72"	2 ADJUSTABLE	\$3,335
36"	24"	72"	2 ADJUSTABLE	\$3,408
36"	20"	84"	3 ADJUSTABLE	\$3,536
36"	24"	84"	3 ADJUSTABLE	\$3,634



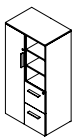
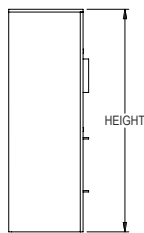
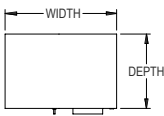
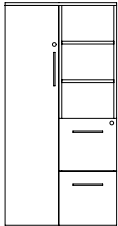
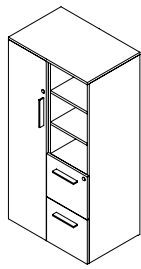
ORDER CODE SAMPLE

ITEM CODE	WIDTH	DEPTH	HEIGHT	LAMINATE	HAND	LOCK	OPTION
NWGAY	W24	D24	H72	M1	L	LBB	HF CH

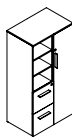
- 3/4" Thick LPL case construction with one inch of leveling
- One pencil tray, file hanging bars and lock(s) included
- Storage with 3/4" thick shelf (see chart above)
- Wardrobe with fixed hat shelf and coat rod; only 66"H units and taller include hat shelf
- Laminate codes - M1: 1" LPL (top only)
- Specify handedness left 'L' or right 'R' when ordering

- All standard laminates and metal finishes available
- Specify lock option: BRC standard black 'LBB', silver 'LBS'
- Specify coat hook instead of coat rod, add option code 'CH'
- High pressure drawer and door fronts add code 'HF' and add \$464

- This storage product must be secured or ganged to an additional support structure (eg: wall, adjacent cabinet).



LEFT HAND



RIGHT HAND

Features & Specifications

No Charge Options

Optional Extra



SPECIAL NOTES

OVERALL SIZE				LAMINATE
WIDTH	DEPTH	HEIGHT	SHELVES	PRICE M1
24"	20"	48"	1 ADJUSTABLE	\$2,043
24"	24"	48"	1 ADJUSTABLE	\$2,081
24"	20"	60"	1 ADJUSTABLE	\$2,152
24"	24"	60"	1 ADJUSTABLE	\$2,188
24"	20"	66"	2 ADJUSTABLE	\$2,180
24"	24"	66"	2 ADJUSTABLE	\$2,249
24"	20"	72"	2 ADJUSTABLE	\$2,756
24"	24"	72"	2 ADJUSTABLE	\$2,826
24"	20"	84"	3 ADJUSTABLE	\$2,939
24"	24"	84"	3 ADJUSTABLE	\$3,029
30"	20"	48"	1 ADJUSTABLE	\$2,141
30"	24"	48"	1 ADJUSTABLE	\$2,179
30"	20"	60"	1 ADJUSTABLE	\$2,255
30"	24"	60"	1 ADJUSTABLE	\$2,292
30"	20"	66"	2 ADJUSTABLE	\$2,285
30"	24"	66"	2 ADJUSTABLE	\$2,353
30"	20"	72"	2 ADJUSTABLE	\$2,890
30"	24"	72"	2 ADJUSTABLE	\$2,961
30"	20"	84"	3 ADJUSTABLE	\$3,082
30"	24"	84"	3 ADJUSTABLE	\$3,176
36"	20"	48"	1 ADJUSTABLE	\$2,241
36"	24"	48"	1 ADJUSTABLE	\$2,284
36"	20"	60"	1 ADJUSTABLE	\$2,360
36"	24"	60"	1 ADJUSTABLE	\$2,401
36"	20"	66"	2 ADJUSTABLE	\$2,395
36"	24"	66"	2 ADJUSTABLE	\$2,466
36"	20"	72"	2 ADJUSTABLE	\$3,029
36"	24"	72"	2 ADJUSTABLE	\$3,101
36"	20"	84"	3 ADJUSTABLE	\$3,232
36"	24"	84"	3 ADJUSTABLE	\$3,329

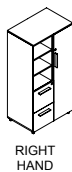
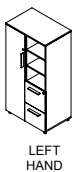
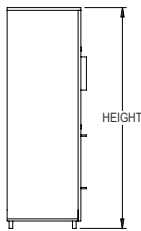
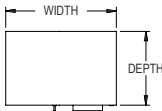
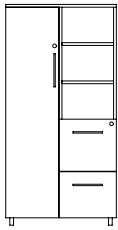
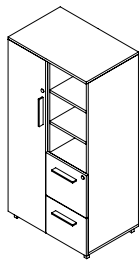


ORDER CODE SAMPLE							
ITEM CODE	WIDTH	DEPTH	HEIGHT	LAMINATE	HAND	LOCK	OPTION
NWKAZ	W24	D24	H72	M1	L	LBB	HF CH

- 3/4" Thick LPL case construction with one inch of leveling
- File hanging bars and lock(s) included
- Storage with 3/4" thick shelf (see chart above)
- Wardrobe with fixed hat shelf and coat rod; only 66"H units and taller include hat shelf
- Laminate codes - M1: 1" LPL (top only)
- Specify handedness left 'L' or right 'R' when ordering

- All standard laminate finishes available
- Specify lock option: BRC standard black 'LBB', silver 'LBS'
- Specify coat hook instead of coat rod, add option code 'CH'
- High pressure drawer and door fronts add code 'HF' and add \$371

- This storage product must be secured or ganged to an additional support structure (eg: wall, adjacent cabinet).



Features & Specifications

No Charge Options

Optional Extra



SPECIAL NOTES

OVERALL SIZE				LAMINATE
WIDTH	DEPTH	HEIGHT	SHELVES	PRICE M1
24"	20"	48"	1 ADJUSTABLE	\$2,181
24"	24"	48"	1 ADJUSTABLE	\$2,222
24"	20"	60"	1 ADJUSTABLE	\$2,294
24"	24"	60"	1 ADJUSTABLE	\$2,328
24"	20"	66"	2 ADJUSTABLE	\$2,324
24"	24"	66"	2 ADJUSTABLE	\$2,391
24"	20"	72"	2 ADJUSTABLE	\$2,898
24"	24"	72"	2 ADJUSTABLE	\$2,966
24"	20"	84"	3 ADJUSTABLE	\$3,082
24"	24"	84"	3 ADJUSTABLE	\$3,172
30"	20"	48"	1 ADJUSTABLE	\$2,281
30"	24"	48"	1 ADJUSTABLE	\$2,322
30"	20"	60"	1 ADJUSTABLE	\$2,396
30"	24"	60"	1 ADJUSTABLE	\$2,433
30"	20"	66"	2 ADJUSTABLE	\$2,425
30"	24"	66"	2 ADJUSTABLE	\$2,495
30"	20"	72"	2 ADJUSTABLE	\$3,029
30"	24"	72"	2 ADJUSTABLE	\$3,101
30"	20"	84"	3 ADJUSTABLE	\$3,223
30"	24"	84"	3 ADJUSTABLE	\$3,316
36"	20"	48"	1 ADJUSTABLE	\$2,380
36"	24"	48"	1 ADJUSTABLE	\$2,424
36"	20"	60"	1 ADJUSTABLE	\$2,501
36"	24"	60"	1 ADJUSTABLE	\$2,543
36"	20"	66"	2 ADJUSTABLE	\$2,533
36"	24"	66"	2 ADJUSTABLE	\$2,608
36"	20"	72"	2 ADJUSTABLE	\$3,172
36"	24"	72"	2 ADJUSTABLE	\$3,244
36"	20"	84"	3 ADJUSTABLE	\$3,372
36"	24"	84"	3 ADJUSTABLE	\$3,470

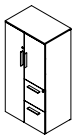
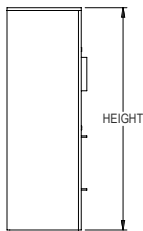
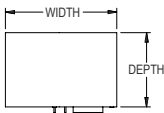
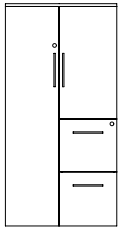
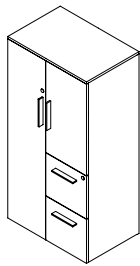


ORDER CODE SAMPLE							
ITEM CODE	WIDTH	DEPTH	HEIGHT	LAMINATE	HAND	LOCK	OPTION
NWKAY	W24	D24	H72	M1	L	LBB	HF CH

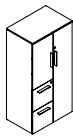
- 3/4" Thick LPL case construction with one inch of leveling
- File hanging bars and lock(s) included
- Storage with 3/4" thick shelf (see chart above)
- Wardrobe with fixed hat shelf and coat rod; only 66"H units and taller include hat shelf
- Laminate codes - M1: 1" LPL (top only)
- Specify handedness left 'L' or right 'R' when ordering

- All standard laminates and metal finishes available
- Specify lock option: BRC standard black 'LBB', silver 'LBS'
- Specify coat hook instead of coat rod, add option code 'CH'
- High pressure drawer and door fronts add code 'HF' and add \$371

- This storage product must be secured or ganged to an additional support structure (eg: wall, adjacent cabinet).



LEFT HAND



RIGHT HAND

Features & Specifications

No Charge Options

Optional Extra



SPECIAL NOTES

OVERALL SIZE				LAMINATE
WIDTH	DEPTH	HEIGHT	SHELVES	PRICE M1
24"	20"	48"	1 ADJUSTABLE	\$2,207
24"	24"	48"	1 ADJUSTABLE	\$2,245
24"	20"	60"	1 ADJUSTABLE	\$2,316
24"	24"	60"	1 ADJUSTABLE	\$2,352
24"	20"	66"	2 ADJUSTABLE	\$2,346
24"	24"	66"	2 ADJUSTABLE	\$2,412
24"	20"	72"	2 ADJUSTABLE	\$2,923
24"	24"	72"	2 ADJUSTABLE	\$2,990
24"	20"	84"	3 ADJUSTABLE	\$3,105
24"	24"	84"	3 ADJUSTABLE	\$3,193
30"	20"	48"	1 ADJUSTABLE	\$2,303
30"	24"	48"	1 ADJUSTABLE	\$2,345
30"	20"	60"	1 ADJUSTABLE	\$2,420
30"	24"	60"	1 ADJUSTABLE	\$2,455
30"	20"	66"	2 ADJUSTABLE	\$2,451
30"	24"	66"	2 ADJUSTABLE	\$2,518
30"	20"	72"	2 ADJUSTABLE	\$3,054
30"	24"	72"	2 ADJUSTABLE	\$3,125
30"	20"	84"	3 ADJUSTABLE	\$3,246
30"	24"	84"	3 ADJUSTABLE	\$3,340
36"	20"	48"	1 ADJUSTABLE	\$2,404
36"	24"	48"	1 ADJUSTABLE	\$2,449
36"	20"	60"	1 ADJUSTABLE	\$2,524
36"	24"	60"	1 ADJUSTABLE	\$2,565
36"	20"	66"	2 ADJUSTABLE	\$2,558
36"	24"	66"	2 ADJUSTABLE	\$2,631
36"	20"	72"	2 ADJUSTABLE	\$3,193
36"	24"	72"	2 ADJUSTABLE	\$3,266
36"	20"	84"	3 ADJUSTABLE	\$3,395
36"	24"	84"	3 ADJUSTABLE	\$3,492



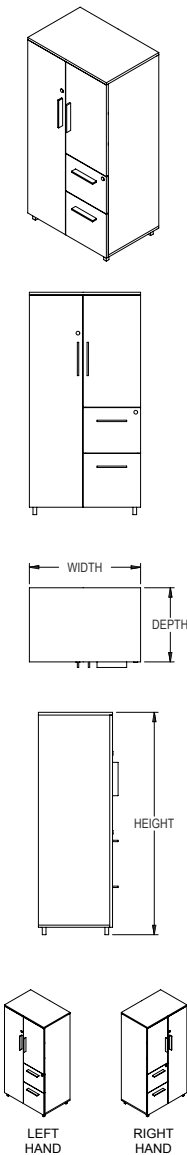
ORDER CODE SAMPLE

ITEM CODE	WIDTH	DEPTH	HEIGHT	LAMINATE	HAND	LOCK	OPTION
NWHAZ	W24	D24	H72	M1	L	LBB	HF CH

- 3/4" Thick LPL case construction with one inch of leveling
- File hanging bars and lock(s) included
- Storage with 3/4" thick shelf (see chart above)
- Wardrobe with fixed hat shelf and coat rod; only 66"H units and taller include hat shelf
- Laminate codes - M1: 1" LPL (top only)
- Specify handedness left 'L' or right 'R' when ordering

- All standard laminate finishes available
- Specify lock option: BRC standard black 'LBB', silver 'LBS'
- Specify coat hook instead of coat rod, add option code 'CH'
- High pressure drawer and door fronts add code 'HF' and add \$371

- This storage product must be secured or ganged to an additional support structure (eg: wall, adjacent cabinet).



OVERALL SIZE				LAMINATE
WIDTH	DEPTH	HEIGHT	SHELVES	PRICE M1
24"	20"	48"	1 ADJUSTABLE	\$2,347
24"	24"	48"	1 ADJUSTABLE	\$2,389
24"	20"	60"	1 ADJUSTABLE	\$2,458
24"	24"	60"	1 ADJUSTABLE	\$2,495
24"	20"	66"	2 ADJUSTABLE	\$2,488
24"	24"	66"	2 ADJUSTABLE	\$2,554
24"	20"	72"	2 ADJUSTABLE	\$3,067
24"	24"	72"	2 ADJUSTABLE	\$3,131
24"	20"	84"	3 ADJUSTABLE	\$3,247
24"	24"	84"	3 ADJUSTABLE	\$3,335
30"	20"	48"	1 ADJUSTABLE	\$2,445
30"	24"	48"	1 ADJUSTABLE	\$2,487
30"	20"	60"	1 ADJUSTABLE	\$2,561
30"	24"	60"	1 ADJUSTABLE	\$2,597
30"	20"	66"	2 ADJUSTABLE	\$2,593
30"	24"	66"	2 ADJUSTABLE	\$2,661
30"	20"	72"	2 ADJUSTABLE	\$3,196
30"	24"	72"	2 ADJUSTABLE	\$3,266
30"	20"	84"	3 ADJUSTABLE	\$3,388
30"	24"	84"	3 ADJUSTABLE	\$3,481
36"	20"	48"	1 ADJUSTABLE	\$2,547
36"	24"	48"	1 ADJUSTABLE	\$2,591
36"	20"	60"	1 ADJUSTABLE	\$2,666
36"	24"	60"	1 ADJUSTABLE	\$2,706
36"	20"	66"	2 ADJUSTABLE	\$2,699
36"	24"	66"	2 ADJUSTABLE	\$2,774
36"	20"	72"	2 ADJUSTABLE	\$3,335
36"	24"	72"	2 ADJUSTABLE	\$3,408
36"	20"	84"	3 ADJUSTABLE	\$3,536
36"	24"	84"	3 ADJUSTABLE	\$3,634



ORDER CODE SAMPLE							
ITEM CODE	WIDTH	DEPTH	HEIGHT	LAMINATE	HAND	LOCK	OPTION
NWHAY	W24	D24	H72	M1	L	LBB	HF CH

Features & Specifications

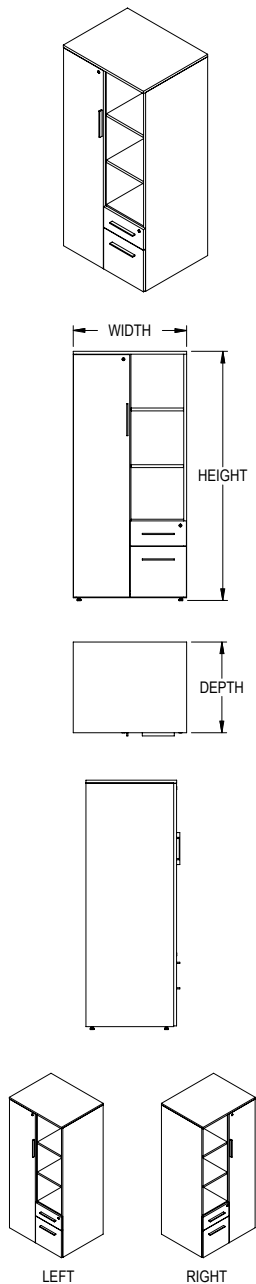
No Charge Options

Optional Extra



SPECIAL NOTES

- 3/4" Thick LPL case construction with one inch of leveling
- File hanging bars and lock(s) included
- Storage with 3/4" thick shelf (see chart above)
- Wardrobe with fixed hat shelf and coat rod; only 66"H units and taller include hat shelf
- Laminate codes - M1: 1" LPL (top only)
- Specify handedness left 'L' or right 'R' when ordering
- All standard laminates and metal finishes available
- Specify lock option: BRC standard black 'LBB', silver 'LBS'
- Specify coat hook instead of coat rod, add option code 'CH'
- High pressure drawer and door fronts add code 'HF' and add \$371
- This storage product must be secured or ganged to an additional support structure (eg: wall, adjacent cabinet).



Features & Specifications

No Charge Options

Optional Extra



SPECIAL NOTES

OVERALL SIZE				
WIDTH	DEPTH	HEIGHT	SHELVES	PRICE M1
24"	20"	48"	1 ADJUSTABLE	\$1,972
24"	24"	48"	1 ADJUSTABLE	\$2,010
24"	20"	60"	1 ADJUSTABLE	\$2,084
24"	24"	60"	1 ADJUSTABLE	\$2,123
24"	20"	66"	2 ADJUSTABLE	\$2,116
24"	24"	66"	2 ADJUSTABLE	\$2,186
24"	20"	72"	2 ADJUSTABLE	\$2,720
24"	24"	72"	2 ADJUSTABLE	\$2,793
24"	20"	84"	3 ADJUSTABLE	\$2,913
24"	24"	84"	3 ADJUSTABLE	\$3,007
30"	20"	48"	1 ADJUSTABLE	\$2,071
30"	24"	48"	1 ADJUSTABLE	\$2,115
30"	20"	60"	1 ADJUSTABLE	\$2,191
30"	24"	60"	1 ADJUSTABLE	\$2,232
30"	20"	66"	2 ADJUSTABLE	\$2,227
30"	24"	66"	2 ADJUSTABLE	\$2,297
30"	20"	72"	2 ADJUSTABLE	\$2,860
30"	24"	72"	2 ADJUSTABLE	\$2,934
30"	20"	84"	3 ADJUSTABLE	\$3,062
30"	24"	84"	3 ADJUSTABLE	\$3,160
36"	20"	48"	1 ADJUSTABLE	\$2,178
36"	24"	48"	1 ADJUSTABLE	\$2,223
36"	20"	60"	1 ADJUSTABLE	\$2,303
36"	24"	60"	1 ADJUSTABLE	\$2,347
36"	20"	66"	2 ADJUSTABLE	\$2,339
36"	24"	66"	2 ADJUSTABLE	\$2,416
36"	20"	72"	2 ADJUSTABLE	\$3,007
36"	24"	72"	2 ADJUSTABLE	\$3,080
36"	20"	84"	3 ADJUSTABLE	\$3,218
36"	24"	84"	3 ADJUSTABLE	\$3,320



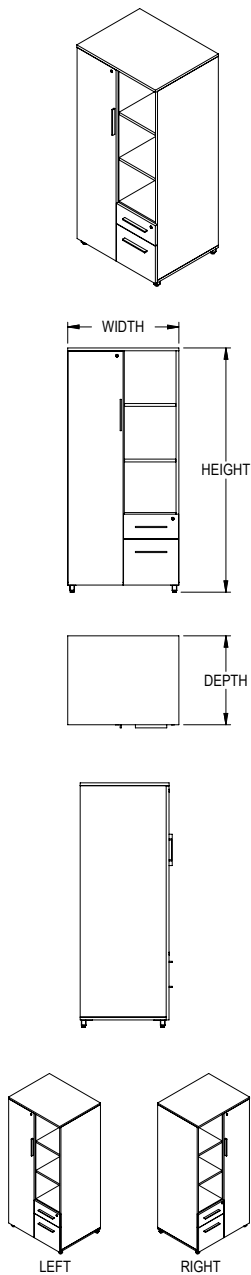
ORDER CODE SAMPLE							
ITEM CODE	WIDTH	DEPTH	HEIGHT	LAMINATE	HAND	LOCK	OPTION
NWMAZ	W24	D24	H72	M1	L	LBB	HF CH

- 3/4" Thick LPL case construction with one inch of leveling
- One pencil tray, file hanging bars and lock(s) included
- Storage with 3/4" thick shelf (see chart above)
- Wardrobe with fixed hat shelf and coat rod; only 66"H units and taller include hat shelf
- Laminate codes - M1: 1" LPL (top only)
- Specify handedness left 'L' or right 'R' when ordering

- All standard laminate finishes available
- Specify lock option: BRC standard black 'LBB', silver 'LBS'
- Specify coat hook instead of coat rod, add option code 'CH'

- High pressure drawer and door fronts add code 'HF' and add \$278

- This storage product must be secured or ganged to an additional support structure (eg: wall, adjacent cabinet).



Features & Specifications

No Charge Options

Optional Extra



SPECIAL NOTES

OVERALL SIZE				
WIDTH	DEPTH	HEIGHT	SHELVES	PRICE M1
24"	20"	48"	1 ADJUSTABLE	\$2,099
24"	24"	48"	1 ADJUSTABLE	\$2,137
24"	20"	60"	1 ADJUSTABLE	\$2,212
24"	24"	60"	1 ADJUSTABLE	\$2,251
24"	20"	66"	2 ADJUSTABLE	\$2,243
24"	24"	66"	2 ADJUSTABLE	\$2,314
24"	20"	72"	2 ADJUSTABLE	\$2,848
24"	24"	72"	2 ADJUSTABLE	\$2,919
24"	20"	84"	3 ADJUSTABLE	\$3,041
24"	24"	84"	3 ADJUSTABLE	\$3,135
30"	20"	48"	1 ADJUSTABLE	\$2,201
30"	24"	48"	1 ADJUSTABLE	\$2,242
30"	20"	60"	1 ADJUSTABLE	\$2,318
30"	24"	60"	1 ADJUSTABLE	\$2,360
30"	20"	66"	2 ADJUSTABLE	\$2,352
30"	24"	66"	2 ADJUSTABLE	\$2,425
30"	20"	72"	2 ADJUSTABLE	\$2,989
30"	24"	72"	2 ADJUSTABLE	\$3,061
30"	20"	84"	3 ADJUSTABLE	\$3,191
30"	24"	84"	3 ADJUSTABLE	\$3,288
36"	20"	48"	1 ADJUSTABLE	\$2,308
36"	24"	48"	1 ADJUSTABLE	\$2,350
36"	20"	60"	1 ADJUSTABLE	\$2,432
36"	24"	60"	1 ADJUSTABLE	\$2,476
36"	20"	66"	2 ADJUSTABLE	\$2,467
36"	24"	66"	2 ADJUSTABLE	\$2,543
36"	20"	72"	2 ADJUSTABLE	\$3,135
36"	24"	72"	2 ADJUSTABLE	\$3,208
36"	20"	84"	3 ADJUSTABLE	\$3,345
36"	24"	84"	3 ADJUSTABLE	\$3,449



ORDER CODE SAMPLE							
ITEM CODE	WIDTH	DEPTH	HEIGHT	LAMINATE	HAND	LOCK	OPTION
NWMAY	W24	D24	H72	M1	L	LBB	HF CH

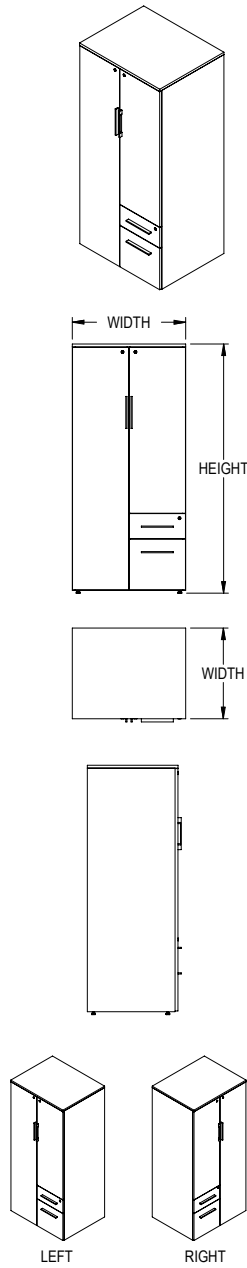
- 3/4" Thick LPL case construction with one inch of leveling
- One pencil tray, file hanging bars and lock(s) included
- Storage with 3/4" thick shelf (see chart above)
- Wardrobe with fixed hat shelf and coat rod; only 66"H units and taller include hat shelf
- Laminate codes - M1: 1" LPL (top only)
- Specify handedness left 'L' or right 'R' when ordering

- All standard laminates and metal finishes available
- Specify lock option: BRC standard black 'LBB', silver 'LBS'
- Specify coat hook instead of coat rod, add option code 'CH'

- High pressure drawer and door fronts add code 'HF' and add \$278

- This storage product must be secured or ganged to an additional support structure (eg: wall, adjacent cabinet).





Features & Specifications

No Charge Options

Optional Extra



SPECIAL NOTES

OVERALL SIZE				
WIDTH	DEPTH	HEIGHT	SHELVES	PRICE M1
24"	20"	48"	1 ADJUSTABLE	\$2,143
24"	24"	48"	1 ADJUSTABLE	\$2,184
24"	20"	60"	1 ADJUSTABLE	\$2,259
24"	24"	60"	1 ADJUSTABLE	\$2,296
24"	20"	66"	2 ADJUSTABLE	\$2,289
24"	24"	66"	2 ADJUSTABLE	\$2,357
24"	20"	72"	2 ADJUSTABLE	\$2,895
24"	24"	72"	2 ADJUSTABLE	\$2,965
24"	20"	84"	3 ADJUSTABLE	\$3,085
24"	24"	84"	3 ADJUSTABLE	\$3,177
30"	20"	48"	1 ADJUSTABLE	\$2,243
30"	24"	48"	1 ADJUSTABLE	\$2,287
30"	20"	60"	1 ADJUSTABLE	\$2,366
30"	24"	60"	1 ADJUSTABLE	\$2,404
30"	20"	66"	2 ADJUSTABLE	\$2,398
30"	24"	66"	2 ADJUSTABLE	\$2,470
30"	20"	72"	2 ADJUSTABLE	\$3,032
30"	24"	72"	2 ADJUSTABLE	\$3,106
30"	20"	84"	3 ADJUSTABLE	\$3,233
30"	24"	84"	3 ADJUSTABLE	\$3,333
36"	20"	48"	1 ADJUSTABLE	\$2,350
36"	24"	48"	1 ADJUSTABLE	\$2,396
36"	20"	60"	1 ADJUSTABLE	\$2,476
36"	24"	60"	1 ADJUSTABLE	\$2,518
36"	20"	66"	2 ADJUSTABLE	\$2,511
36"	24"	66"	2 ADJUSTABLE	\$2,589
36"	20"	72"	2 ADJUSTABLE	\$3,177
36"	24"	72"	2 ADJUSTABLE	\$3,255
36"	20"	84"	3 ADJUSTABLE	\$3,390
36"	24"	84"	3 ADJUSTABLE	\$3,492

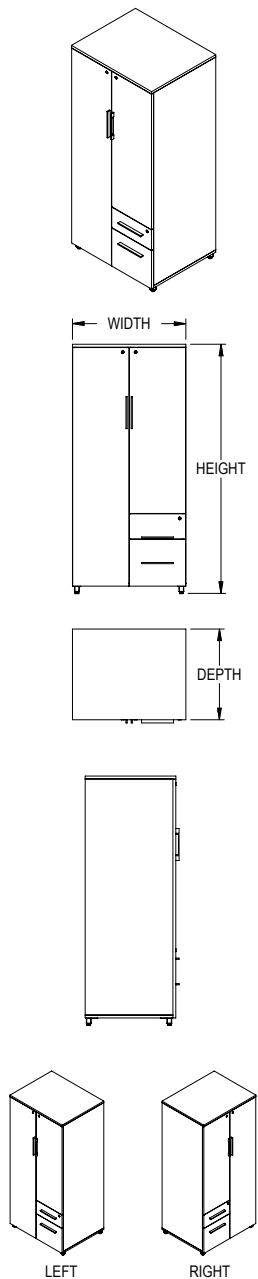


ORDER CODE SAMPLE							
ITEM CODE	WIDTH	DEPTH	HEIGHT	LAMINATE	HAND	LOCK	OPTION
NWDAZ	W24	D24	H72	M1	L	LBB	HF CH

- 3/4" Thick LPL case construction with one inch of leveling
- One pencil tray, file hanging bars and lock(s) included
- Storage with 3/4" thick shelf (see chart above)
- Wardrobe with fixed hat shelf and coat rod; only 66"H units and taller include hat shelf
- Laminate codes - M1: 1" LPL (top only)
- Specify handedness left 'L' or right 'R' when ordering

- All standard laminate finishes available
- Specify lock option: BRC standard black 'LBB', silver 'LBS'
- Specify coat hook instead of coat rod, add option code 'CH'
- High pressure drawer and door fronts add code 'HF' and add \$278

- This storage product must be secured or ganged to an additional support structure (eg: wall, adjacent cabinet).



Features & Specifications

No Charge Options

Optional Extra



SPECIAL NOTES

OVERALL SIZE				
WIDTH	DEPTH	HEIGHT	SHELVES	PRICE M1
24"	20"	48"	1 ADJUSTABLE	\$2,271
24"	24"	48"	1 ADJUSTABLE	\$2,313
24"	20"	60"	1 ADJUSTABLE	\$2,385
24"	24"	60"	1 ADJUSTABLE	\$2,424
24"	20"	66"	2 ADJUSTABLE	\$2,417
24"	24"	66"	2 ADJUSTABLE	\$2,486
24"	20"	72"	2 ADJUSTABLE	\$3,023
24"	24"	72"	2 ADJUSTABLE	\$3,091
24"	20"	84"	3 ADJUSTABLE	\$3,212
24"	24"	84"	3 ADJUSTABLE	\$3,305
30"	20"	48"	1 ADJUSTABLE	\$2,371
30"	24"	48"	1 ADJUSTABLE	\$2,416
30"	20"	60"	1 ADJUSTABLE	\$2,492
30"	24"	60"	1 ADJUSTABLE	\$2,532
30"	20"	66"	2 ADJUSTABLE	\$2,526
30"	24"	66"	2 ADJUSTABLE	\$2,597
30"	20"	72"	2 ADJUSTABLE	\$3,160
30"	24"	72"	2 ADJUSTABLE	\$3,234
30"	20"	84"	3 ADJUSTABLE	\$3,361
30"	24"	84"	3 ADJUSTABLE	\$3,459
36"	20"	48"	1 ADJUSTABLE	\$2,478
36"	24"	48"	1 ADJUSTABLE	\$2,524
36"	20"	60"	1 ADJUSTABLE	\$2,603
36"	24"	60"	1 ADJUSTABLE	\$2,647
36"	20"	66"	2 ADJUSTABLE	\$2,638
36"	24"	66"	2 ADJUSTABLE	\$2,717
36"	20"	72"	2 ADJUSTABLE	\$3,305
36"	24"	72"	2 ADJUSTABLE	\$3,382
36"	20"	84"	3 ADJUSTABLE	\$3,517
36"	24"	84"	3 ADJUSTABLE	\$3,620



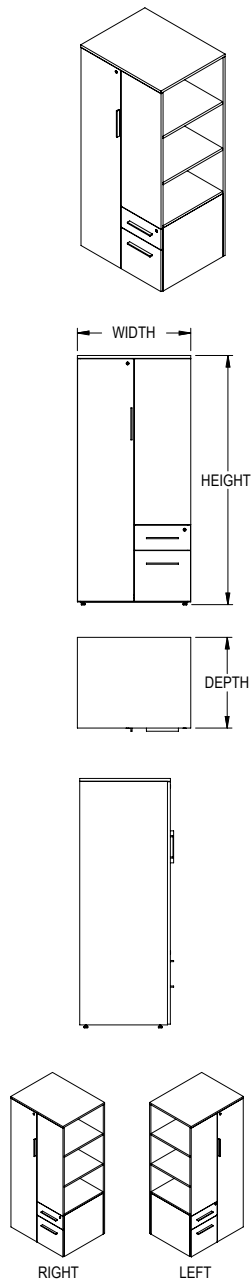
ORDER CODE SAMPLE							
ITEM CODE	WIDTH	DEPTH	HEIGHT	LAMINATE	HAND	LOCK	OPTION
NWDAY	W24	D24	H72	M1	L	LBB	HF CH

- 3/4" Thick LPL case construction with one inch of leveling
- One pencil tray, file hanging bars and lock(s) included
- Storage with 3/4" thick shelf (see chart above)
- Wardrobe with fixed hat shelf and coat rod; only 66"H units and taller include hat shelf
- Laminate codes - M1: 1" LPL (top only)
- Specify handedness left 'L' or right 'R' when ordering

- All standard laminates and metal finishes available
- Specify lock option: BRC standard black 'LBB', silver 'LBS'
- Specify coat hook instead of coat rod, add option code 'CH'

- High pressure drawer and door fronts add code 'HF' and add \$278

- This storage product must be secured or ganged to an additional support structure (eg: wall, adjacent cabinet).



Features & Specifications

No Charge Options

Optional Extra



SPECIAL NOTES

OVERALL SIZE				
WIDTH	DEPTH	HEIGHT	SHELVES	PRICE M1
24"	20"	48"	1 ADJUSTABLE	\$1,972
24"	24"	48"	1 ADJUSTABLE	\$2,010
24"	20"	60"	1 ADJUSTABLE	\$2,084
24"	24"	60"	1 ADJUSTABLE	\$2,123
24"	20"	66"	2 ADJUSTABLE	\$2,116
24"	24"	66"	2 ADJUSTABLE	\$2,186
24"	20"	72"	2 ADJUSTABLE	\$2,720
24"	24"	72"	2 ADJUSTABLE	\$2,793
24"	20"	84"	3 ADJUSTABLE	\$2,913
24"	24"	84"	3 ADJUSTABLE	\$3,007
30"	20"	48"	1 ADJUSTABLE	\$2,071
30"	24"	48"	1 ADJUSTABLE	\$2,115
30"	20"	60"	1 ADJUSTABLE	\$2,191
30"	24"	60"	1 ADJUSTABLE	\$2,232
30"	20"	66"	2 ADJUSTABLE	\$2,227
30"	24"	66"	2 ADJUSTABLE	\$2,297
30"	20"	72"	2 ADJUSTABLE	\$2,860
30"	24"	72"	2 ADJUSTABLE	\$2,934
30"	20"	84"	3 ADJUSTABLE	\$3,062
30"	24"	84"	3 ADJUSTABLE	\$3,160
36"	20"	48"	1 ADJUSTABLE	\$2,178
36"	24"	48"	1 ADJUSTABLE	\$2,223
36"	20"	60"	1 ADJUSTABLE	\$2,303
36"	24"	60"	1 ADJUSTABLE	\$2,347
36"	20"	66"	2 ADJUSTABLE	\$2,339
36"	24"	66"	2 ADJUSTABLE	\$2,416
36"	20"	72"	2 ADJUSTABLE	\$3,007
36"	24"	72"	2 ADJUSTABLE	\$3,080
36"	20"	84"	3 ADJUSTABLE	\$3,218
36"	24"	84"	3 ADJUSTABLE	\$3,320

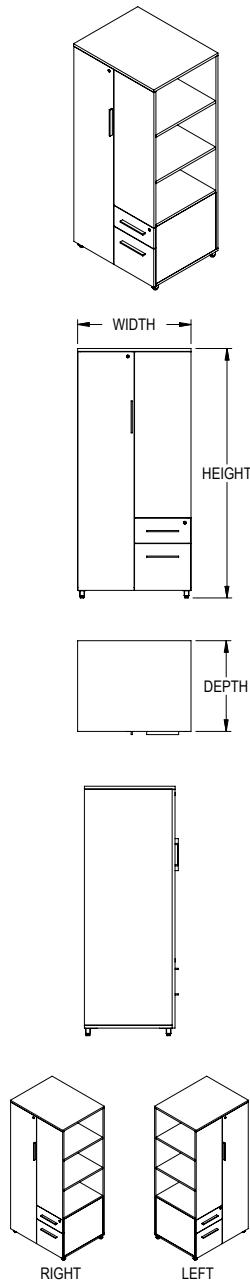


ORDER CODE SAMPLE							
ITEM CODE	WIDTH	DEPTH	HEIGHT	LAMINATE	HAND	LOCK	OPTION
NWEAZ	W24	D24	H72	M1	L	LBB	HF CH

- 3/4" Thick LPL case construction with one inch of leveling
- One pencil tray, file hanging bars and lock(s) included
- Storage with 3/4" thick shelf (see chart above)
- Wardrobe with fixed hat shelf and coat rod; only 66"H units and taller include hat shelf
- Laminate codes - M1: 1" LPL (top only)
- Specify handedness left 'L' or right 'R' when ordering

- All standard laminate finishes available
- Specify lock option: BRC standard black 'LBB', silver 'LBS'
- Specify coat hook instead of coat rod, add option code 'CH'
- High pressure drawer and door fronts add code 'HF' and add \$278

- This storage product must be secured or ganged to an additional support structure (eg: wall, adjacent cabinet).



Features & Specifications

No Charge Options

Optional Extra



SPECIAL NOTES

OVERALL SIZE				
WIDTH	DEPTH	HEIGHT	SHELVES	PRICE M1
24"	20"	48"	1 ADJUSTABLE	\$2,099
24"	24"	48"	1 ADJUSTABLE	\$2,137
24"	20"	60"	1 ADJUSTABLE	\$2,212
24"	24"	60"	1 ADJUSTABLE	\$2,251
24"	20"	66"	2 ADJUSTABLE	\$2,243
24"	24"	66"	2 ADJUSTABLE	\$2,314
24"	20"	72"	2 ADJUSTABLE	\$2,848
24"	24"	72"	2 ADJUSTABLE	\$2,919
24"	20"	84"	3 ADJUSTABLE	\$3,041
24"	24"	84"	3 ADJUSTABLE	\$3,135
30"	20"	48"	1 ADJUSTABLE	\$2,201
30"	24"	48"	1 ADJUSTABLE	\$2,242
30"	20"	60"	1 ADJUSTABLE	\$2,318
30"	24"	60"	1 ADJUSTABLE	\$2,360
30"	20"	66"	2 ADJUSTABLE	\$2,352
30"	24"	66"	2 ADJUSTABLE	\$2,425
30"	20"	72"	2 ADJUSTABLE	\$2,989
30"	24"	72"	2 ADJUSTABLE	\$3,061
30"	20"	84"	3 ADJUSTABLE	\$3,191
30"	24"	84"	3 ADJUSTABLE	\$3,288
36"	20"	48"	1 ADJUSTABLE	\$2,308
36"	24"	48"	1 ADJUSTABLE	\$2,350
36"	20"	60"	1 ADJUSTABLE	\$2,432
36"	24"	60"	1 ADJUSTABLE	\$2,476
36"	20"	66"	2 ADJUSTABLE	\$2,467
36"	24"	66"	2 ADJUSTABLE	\$2,543
36"	20"	72"	2 ADJUSTABLE	\$3,135
36"	24"	72"	2 ADJUSTABLE	\$3,208
36"	20"	84"	3 ADJUSTABLE	\$3,345
36"	24"	84"	3 ADJUSTABLE	\$3,449



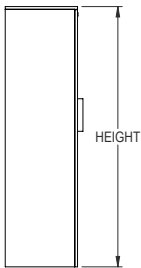
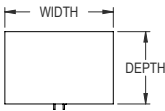
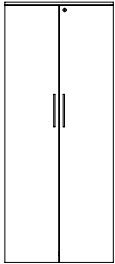
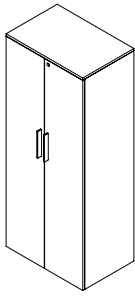
ORDER CODE SAMPLE							
ITEM CODE	WIDTH	DEPTH	HEIGHT	LAMINATE	HAND	LOCK	OPTION
NWEAY	W24	D24	H72	M1	L	LBB	HF CH

- 3/4" Thick LPL case construction with one inch of leveling
- One pencil tray, file hanging bars and lock(s) included
- Storage with 3/4" thick shelf (see chart above)
- Wardrobe with fixed hat shelf and coat rod; only 66"H units and taller include hat shelf
- Laminate codes - M1: 1" LPL (top only)
- Specify handedness left 'L' or right 'R' when ordering

- All standard laminates and metal finishes available
- Specify lock option: BRC standard black 'LBB', silver 'LBS'
- Specify coat hook instead of coat rod, add option code 'CH'

- High pressure drawer and door fronts add code 'HF' and add \$278

- This storage product must be secured or ganged to an additional support structure (eg: wall, adjacent cabinet).



OVERALL SIZE				
WIDTH	DEPTH	HEIGHT	# OF SHELVES	PRICE M1
30"	20"	36"	2	\$1,458
36"	20"	36"	2	\$1,490
30"	24"	36"	2	\$1,490
36"	24"	36"	2	\$1,519
30"	20"	42"	2	\$1,533
36"	20"	42"	2	\$1,563
30"	24"	42"	2	\$1,563
36"	24"	42"	2	\$1,596
30"	20"	54"	3	\$1,615
36"	20"	54"	3	\$1,802
30"	24"	54"	3	\$1,808
36"	24"	54"	3	\$1,982
30"	20"	56"	3	\$1,615
36"	20"	56"	3	\$1,802
30"	24"	56"	3	\$1,808
36"	24"	56"	3	\$1,982

Features & Specifications



ORDER CODE SAMPLE						
ITEM CODE	WIDTH	DEPTH	HEIGHT	LAMINATE	LOCK	OPTION
NDCSZ	W30	D24	H72	M1	LBB	HF

- 3/4" Thick LPL case construction with one inch of leveling
- Includes lock(s)
- Storage with 3/4" thick shelf (see chart above)
- Laminate codes - M1: 1" LPL (top only)

No Charge Options

- All standard laminate finishes available
- Specify lock option: BRC standard black 'LBB', silver 'LBS'

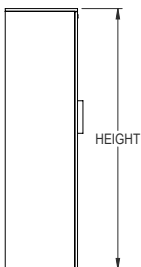
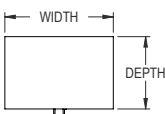
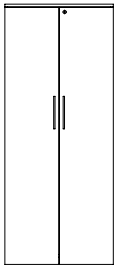
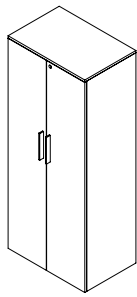
Optional Extra

- High pressure door fronts add code 'HF' and add \$187



SPECIAL NOTES

- This storage product must be secured or ganged to an additional support structure (eg: wall, adjacent cabinet).



OVERALL SIZE				
WIDTH	DEPTH	HEIGHT	# OF SHELVES	PRICE <i>M1</i>
30"	20"	60"	3	\$1,819
36"	20"	60"	3	\$2,005
30"	24"	60"	3	\$1,999
36"	24"	60"	3	\$2,207
30"	20"	66"	4	\$1,954
36"	20"	66"	4	\$2,138
30"	24"	66"	4	\$2,136
36"	24"	66"	4	\$2,345
30"	20"	72"	4	\$2,024
36"	20"	72"	4	\$2,209
30"	24"	72"	4	\$2,225
36"	24"	72"	4	\$2,433
30"	20"	78"	4	\$2,024
36"	20"	78"	4	\$2,209
30"	24"	78"	4	\$2,225
36"	24"	78"	4	\$2,433
30"	20"	84"	5	\$2,226
36"	20"	84"	5	\$2,418
30"	24"	84"	5	\$2,451
36"	24"	84"	5	\$2,656

Features & Specifications

No Charge Options

Optional Extra



SPECIAL NOTES



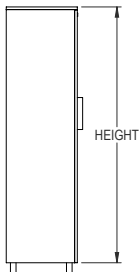
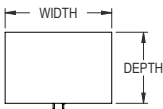
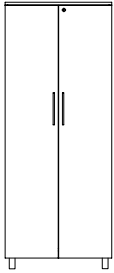
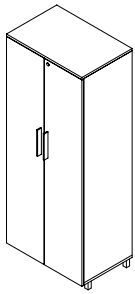
ORDER CODE SAMPLE						
ITEM CODE	WIDTH	DEPTH	HEIGHT	LAMINATE	LOCK	OPTION
NDCSZ	W30	D24	H72	<i>M1</i>	<i>LBB</i>	<i>HF</i>

- 3/4" Thick LPL case construction with one inch of leveling
- Includes lock(s)
- Storage with 3/4" thick shelf (see chart above)
- Laminate codes - *M1*: 1" LPL (top only)

- All standard laminates and metal finishes available
- Specify lock option: BRC standard black '*LBB*', silver '*LBS*'

- High pressure door fronts add code '*HF*' and add \$187

- This storage product must be secured or ganged to an additional support structure (eg: wall, adjacent cabinet).



OVERALL SIZE				
WIDTH	DEPTH	HEIGHT	# OF SHELVES	PRICE <i>M1</i>
30"	20"	36"	2	\$1,582
36"	20"	36"	2	\$1,610
30"	24"	36"	2	\$1,610
36"	24"	36"	2	\$1,640
30"	20"	42"	2	\$1,649
36"	20"	42"	2	\$1,682
30"	24"	42"	2	\$1,682
36"	24"	42"	2	\$1,714
30"	20"	54"	3	\$1,728
36"	20"	54"	3	\$1,908
30"	24"	54"	3	\$1,912
36"	24"	54"	3	\$2,074
30"	20"	56"	3	\$1,728
36"	20"	56"	3	\$1,908
30"	24"	56"	3	\$1,912
36"	24"	56"	3	\$2,074

Features & Specifications



ORDER CODE SAMPLE						
ITEM CODE	WIDTH	DEPTH	HEIGHT	LAMINATE	LOCK	OPTION
NDCSY	W30	D24	H72	<i>M1</i>	<i>LBB</i>	<i>HF</i>

No Charge Options

Optional Extra



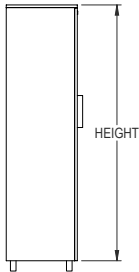
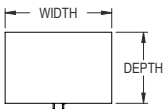
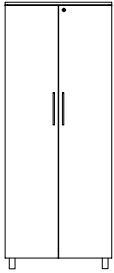
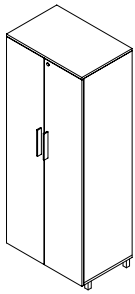
SPECIAL NOTES

- 3/4" Thick LPL case construction with one inch of leveling
- Includes lock(s)
- Storage with 3/4" thick shelf (see chart above)
- Laminate codes - *M1*: 1" LPL (top only)

- All standard laminates and metal finishes available
- Specify lock option: BRC standard black '*LBB*', silver '*LBS*'

- High pressure door fronts add code '*HF*' and add \$187

- This storage product must be secured or ganged to an additional support structure (eg: wall, adjacent cabinet).



OVERALL SIZE				
WIDTH	DEPTH	HEIGHT	# OF SHELVES	PRICE <i>M1</i>
30"	20"	60"	3	\$1,921
36"	20"	60"	3	\$2,096
30"	24"	60"	3	\$2,091
36"	24"	60"	3	\$2,286
30"	20"	66"	4	\$2,047
36"	20"	66"	4	\$2,224
30"	24"	66"	4	\$2,222
36"	24"	66"	4	\$2,420
30"	20"	72"	4	\$2,115
36"	20"	72"	4	\$2,289
30"	24"	72"	4	\$2,306
36"	24"	72"	4	\$2,501
30"	20"	78"	4	\$2,115
36"	20"	78"	4	\$2,289
30"	24"	78"	4	\$2,306
36"	24"	78"	4	\$2,501
30"	20"	84"	5	\$2,308
36"	20"	84"	5	\$2,485
30"	24"	84"	5	\$2,516
36"	24"	84"	5	\$2,711

Features & Specifications



ORDER CODE SAMPLE						
ITEM CODE	WIDTH	DEPTH	HEIGHT	LAMINATE	LOCK	OPTION
NDCSY	W30	D24	H72	<i>M1</i>	<i>LBB</i>	<i>HF</i>

No Charge Options

Optional Extra



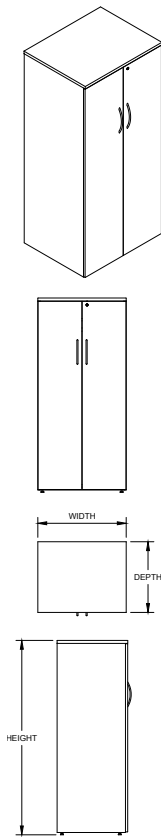
SPECIAL NOTES

- 3/4" Thick LPL case construction with one inch of leveling
- Includes lock(s)
- Storage with 3/4" thick shelf (see chart above)
- Laminate codes - *M1*: 1" LPL (top only)

- All standard laminates and metal finishes available
- Specify lock option: BRC standard black '*LBB*', silver '*LBS*'

- High pressure door fronts add code '*HF*' and add \$187

- This storage product must be secured or ganged to an additional support structure (eg: wall, adjacent cabinet).



OVERALL SIZE			
WIDTH	DEPTH	HEIGHT	PRICE M1
30"	18"	48"	\$2,107
30"	24"	48"	\$2,132
30"	18"	60"	\$2,132
30"	24"	60"	\$2,154
30"	18"	66"	\$2,243
30"	24"	66"	\$2,266
30"	18"	72"	\$2,243
30"	24"	72"	\$2,266
30"	18"	84"	\$2,243
30"	24"	84"	\$2,266
36"	18"	48"	\$2,266
36"	24"	48"	\$2,291
36"	18"	60"	\$2,266
36"	24"	60"	\$2,291
36"	18"	66"	\$2,266
36"	24"	66"	\$2,291
36"	18"	72"	\$2,266
36"	24"	72"	\$2,291
36"	18"	84"	\$2,291
36"	24"	84"	\$2,314
48"	18"	48"	\$2,266
48"	24"	48"	\$2,291
48"	18"	60"	\$2,266
48"	24"	60"	\$2,291
48"	18"	66"	\$2,266
48"	24"	66"	\$2,291
48"	18"	72"	\$2,266
48"	24"	72"	\$2,291
48"	18"	84"	\$2,291
48"	24"	84"	\$2,314



ORDER CODE SAMPLE						
ITEM CODE	WIDTH	DEPTH	HEIGHT	LAMINATE	LOCK	OPTION
NDDSZ	W30	D24	H72	M1	LBB	HF CH

Features & Specifications

- 3/4" Thick LPL case construction with one inch of leveling
- Includes lock(s)
- Wardrobe with fixed hat shelf and coat rod; only 66"H units and taller include hat shelf
- Laminate codes - M1: 1" LPL (top only)

No Charge Options

- All standard laminate finishes available
- Specify lock option: BRC standard black 'LBB', silver 'LBS'
- Specify coat hook instead of coat rod, add option code 'CH'

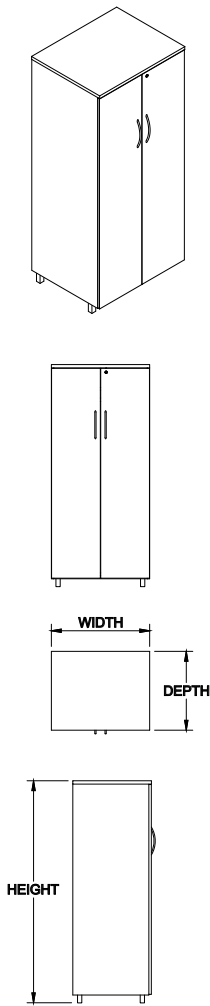
Optional Extra

- High pressure door fronts add code 'HF' and add \$187
- Adjustable (10"-14") lower shelf, add code 'LS' and add \$125



SPECIAL NOTES

- This storage product must be secured or ganged to an additional support structure (eg: wall, adjacent cabinet)



OVERALL SIZE			
WIDTH	DEPTH	HEIGHT	PRICE M1
30"	18"	48"	\$2,212
30"	24"	48"	\$2,237
30"	18"	60"	\$2,237
30"	24"	60"	\$2,259
30"	18"	66"	\$2,348
30"	24"	66"	\$2,371
30"	18"	72"	\$2,348
30"	24"	72"	\$2,371
30"	18"	84"	\$2,348
30"	24"	84"	\$2,371
36"	18"	48"	\$2,371
36"	24"	48"	\$2,396
36"	18"	60"	\$2,371
36"	24"	60"	\$2,396
36"	18"	66"	\$2,371
36"	24"	66"	\$2,396
36"	18"	72"	\$2,371
36"	24"	72"	\$2,396
36"	18"	84"	\$2,396
36"	24"	84"	\$2,419
48"	18"	48"	\$2,371
48"	24"	48"	\$2,396
48"	18"	60"	\$2,371
48"	24"	60"	\$2,396
48"	18"	66"	\$2,371
48"	24"	66"	\$2,396
48"	18"	72"	\$2,371
48"	24"	72"	\$2,396
48"	18"	84"	\$2,396
48"	24"	84"	\$2,419



ORDER CODE SAMPLE						
ITEM CODE	WIDTH	DEPTH	HEIGHT	LAMINATE	LOCK	OPTION
NDDSY	W30	D24	H72	M1	LBB	HF CH

Features & Specifications

- 3/4" Thick LPL case construction with one inch of leveling
- Includes lock(s)
- Wardrobe with fixed hat shelf and coat rod; only 66"H units and taller include hat shelf
- Laminate codes - M1: 1" LPL (top only)

No Charge Options

- All standard laminates and metal finishes available
- Specify lock option: BRC standard black 'LBB', silver 'LBS'
- Specify coat hook instead of coat rod, add option code 'CH'

Optional Extra

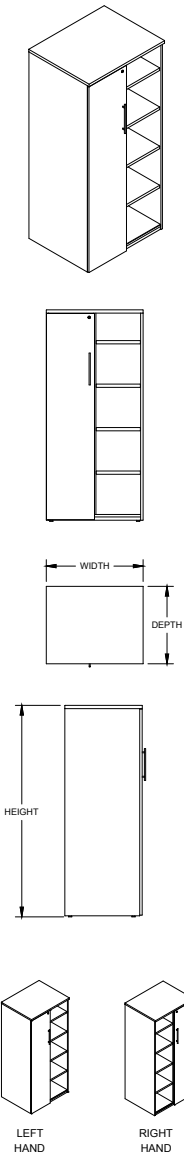
- High pressure door fronts add code 'HF' and add \$187
- Adjustable (10"-14") lower shelf, add code 'LS' and add \$125



SPECIAL NOTES

- This storage product must be secured or ganged to an additional support structure (eg: wall, adjacent cabinet)





OVERALL SIZE				
WIDTH	DEPTH	HEIGHT	SHELVES	PRICE M1
24	20	42	2 ADJUSTABLE	\$1,155
30	20	42	2 ADJUSTABLE	\$1,369
36	20	42	2 ADJUSTABLE	\$1,638
24	24	42	2 ADJUSTABLE	\$1,140
30	24	42	2 ADJUSTABLE	\$1,444
36	24	42	2 ADJUSTABLE	\$1,658
24	20	48	2 ADJUSTABLE	\$1,131
30	20	48	2 ADJUSTABLE	\$1,393
36	20	48	2 ADJUSTABLE	\$1,662
24	24	48	2 ADJUSTABLE	\$1,164
30	24	48	2 ADJUSTABLE	\$1,468
36	24	48	2 ADJUSTABLE	\$1,682
24	20	54	2 ADJ, 1 FIXED	\$1,155
30	20	54	2 ADJ, 1 FIXED	\$1,417
36	20	54	2 ADJ, 1 FIXED	\$1,686
24	24	54	2 ADJ, 1 FIXED	\$1,188
30	24	54	2 ADJ, 1 FIXED	\$1,483
36	24	54	2 ADJ, 1 FIXED	\$1,706
24	20	60	2 ADJ, 1 FIXED	\$1,205
30	20	60	2 ADJ, 1 FIXED	\$1,489
36	20	60	2 ADJ, 1 FIXED	\$1,757
24	24	60	2 ADJ, 1 FIXED	\$1,213
30	24	60	2 ADJ, 1 FIXED	\$1,533
36	24	60	2 ADJ, 1 FIXED	\$1,812

Features & Specifications

No Charge Options

Optional Extra



SPECIAL NOTES

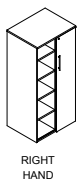
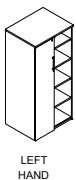
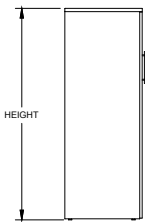
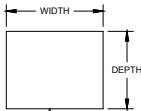
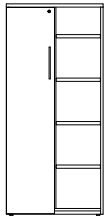
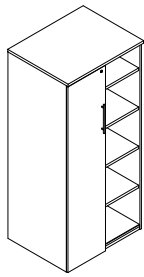


ORDER CODE SAMPLE							
ITEM CODE	WIDTH	DEPTH	HEIGHT	LAMINATE	HAND	LOCK	OPTION
NWBAZ	W24	D24	H72	M1	L	LBB	HF CH

- 3/4" Thick LPL case construction with one inch of leveling
- Includes lock(s)
- Storage with 3/4" thick shelf (see chart above)
- Wardrobe with fixed hat shelf and coat rod; only 66"H units and taller include hat shelf
- Laminate codes - M1: 1" LPL (top only)
- Specify handedness left 'L' or right 'R' when ordering

- All standard laminate finishes available
- Specify lock option: BRC standard black 'LBB', silver 'LBS'
- Specify coat hook instead of coat rod, add option code 'CH'
- High pressure door front add code 'HF' and add \$94

- This storage product must be secured or ganged to an additional support structure (eg: wall, adjacent cabinet)



Features & Specifications

No Charge Options

Optional Extra



SPECIAL NOTES

OVERALL SIZE				
WIDTH	DEPTH	HEIGHT	SHELVES	PRICE M1
24	20	66	3 ADJ, 1 FIXED	\$1,251
30	20	66	3 ADJ, 1 FIXED	\$1,556
36	20	66	3 ADJ, 1 FIXED	\$1,858
24	24	66	3 ADJ, 1 FIXED	\$1,406
30	24	66	3 ADJ, 1 FIXED	\$1,661
36	24	66	3 ADJ, 1 FIXED	\$1,918
24	20	72	3 ADJ, 1 FIXED	\$1,636
30	20	72	3 ADJ, 1 FIXED	\$1,943
36	20	72	3 ADJ, 1 FIXED	\$2,436
24	24	72	3 ADJ, 1 FIXED	\$1,792
30	24	72	3 ADJ, 1 FIXED	\$2,046
36	24	72	3 ADJ, 1 FIXED	\$2,494
24	20	84	4 ADJ, 1 FIXED	\$1,961
30	20	84	4 ADJ, 1 FIXED	\$2,262
36	20	84	4 ADJ, 1 FIXED	\$2,566
24	24	84	4 ADJ, 1 FIXED	\$2,018
30	24	84	4 ADJ, 1 FIXED	\$2,389
36	24	84	4 ADJ, 1 FIXED	\$2,756

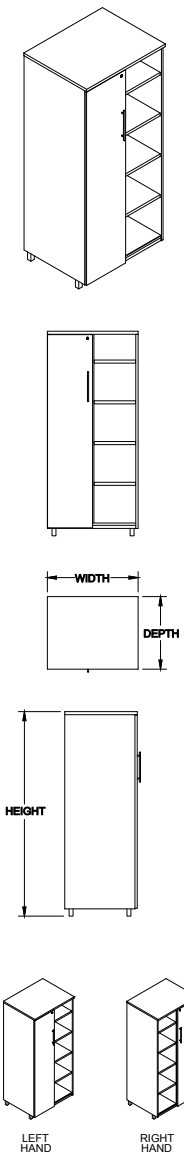


ORDER CODE SAMPLE							
ITEM CODE	WIDTH	DEPTH	HEIGHT	LAMINATE	HAND	LOCK	OPTION
NWBAZ	W24	D24	H72	M1	L	LBB	HF CH

- 3/4" Thick LPL case construction with one inch of leveling
- Includes lock(s)
- Storage with 3/4" thick shelf (see chart above)
- Wardrobe with fixed hat shelf and coat rod; only 66"H units and taller include hat shelf
- Laminate codes - M1: 1" LPL (top only)
- Specify handedness left 'L' or right 'R' when ordering

- All standard laminate finishes available
- Specify lock option: BRC standard black 'LBB', silver 'LBS'
- Specify coat hook instead of coat rod, add option code 'CH'
- High pressure door front add code 'HF' and add \$94

- This storage product must be secured or ganged to an additional support structure (eg: wall, adjacent cabinet)



OVERALL SIZE				LAMINATE	
WIDTH	DEPTH	HEIGHT	SHELVES	PRICE M3	PRICE M1
24	20	42	2 ADJUSTABLE	\$1,138	\$1,247
24	24	42	2 ADJUSTABLE	\$1,172	\$1,281
30	20	42	2 ADJUSTABLE	\$1,401	\$1,509
30	24	42	2 ADJUSTABLE	\$1,476	\$1,585
36	20	42	2 ADJUSTABLE	\$1,670	\$1,779
36	24	42	2 ADJUSTABLE	\$1,691	\$1,800
24	20	48	2 ADJUSTABLE	\$1,162	\$1,271
24	24	48	2 ADJUSTABLE	\$1,196	\$1,305
30	20	48	2 ADJUSTABLE	\$1,425	\$1,533
30	24	48	2 ADJUSTABLE	\$1,500	\$1,609
36	20	48	2 ADJUSTABLE	\$1,694	\$1,803
36	24	48	2 ADJUSTABLE	\$1,715	\$1,824
24	20	54	2 ADJ, 1 FIXED	\$1,186	\$1,295
24	24	54	2 ADJ, 1 FIXED	\$1,220	\$1,329
30	20	54	2 ADJ, 1 FIXED	\$1,449	\$1,557
30	24	54	2 ADJ, 1 FIXED	\$1,524	\$1,633
36	20	54	2 ADJ, 1 FIXED	\$1,718	\$1,827
36	24	54	2 ADJ, 1 FIXED	\$1,739	\$1,848
24	20	60	2 ADJ, 1 FIXED	\$1,237	\$1,346
24	24	60	2 ADJ, 1 FIXED	\$1,243	\$1,353
30	20	60	2 ADJ, 1 FIXED	\$1,523	\$1,632
30	24	60	2 ADJ, 1 FIXED	\$1,567	\$1,675
36	20	60	2 ADJ, 1 FIXED	\$1,789	\$1,898
36	24	60	2 ADJ, 1 FIXED	\$1,844	\$1,955

Features & Specifications

No Charge Options

Optional Extra



SPECIAL NOTES

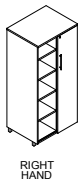
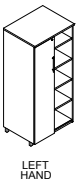
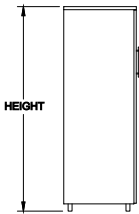
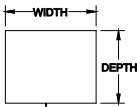
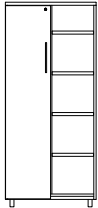
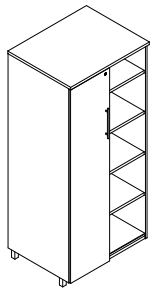


ORDER CODE SAMPLE							
ITEM CODE	WIDTH	DEPTH	HEIGHT	LAMINATE	HAND	LOCK	OPTION
NWBAY	W24	D24	H72	M1	L	LBB	HF CH

- 3/4" Thick LPL case construction with one inch of leveling
- Includes lock(s)
- Storage with 3/4" thick shelf (see chart above)
- Wardrobe with fixed hat shelf and coat rod; only 66"H units and taller include hat shelf
- Laminate codes - M1: 1" LPL (top only)
- Specify handedness left 'L' or right 'R' when ordering

- All standard laminates and metal finishes available
- Specify lock option: BRC standard black 'LBB', silver 'LBS'
- Specify coat hook instead of coat rod, add option code 'CH'
- High pressure door front add code 'HF' and add \$94

- This storage product must be secured or ganged to an additional support structure (eg: wall, adjacent cabinet)



Features & Specifications

No Charge Options

Optional Extra



SPECIAL NOTES

OVERALL SIZE				LAMINATE	
WIDTH	DEPTH	HEIGHT	SHELVES	PRICE M3	PRICE M1
24	20	66	3 ADJ, 1 FIXED	\$1,285	\$1,393
24	24	66	3 ADJ, 1 FIXED	\$1,437	\$1,547
30	20	66	3 ADJ, 1 FIXED	\$1,589	\$1,698
30	24	66	3 ADJ, 1 FIXED	\$1,693	\$1,802
36	20	66	3 ADJ, 1 FIXED	\$1,890	\$1,999
36	24	66	3 ADJ, 1 FIXED	\$1,948	\$2,057
24	20	72	3 ADJ, 1 FIXED	\$1,666	\$1,776
24	24	72	3 ADJ, 1 FIXED	\$1,823	\$1,931
30	20	72	3 ADJ, 1 FIXED	\$1,973	\$2,082
30	24	72	3 ADJ, 1 FIXED	\$2,079	\$2,187
36	20	72	3 ADJ, 1 FIXED	\$2,470	\$2,580
36	24	72	3 ADJ, 1 FIXED	\$2,527	\$2,636
24	20	84	4 ADJ, 1 FIXED	\$1,994	\$2,102
24	24	84	4 ADJ, 1 FIXED	\$2,050	\$2,158
30	24	84	4 ADJ, 1 FIXED	\$2,294	\$1,675
30	20	84	4 ADJ, 1 FIXED	\$2,420	\$2,403
36	20	84	4 ADJ, 1 FIXED	\$2,598	\$2,709
36	24	84	4 ADJ, 1 FIXED	\$2,790	\$2,898



ORDER CODE SAMPLE

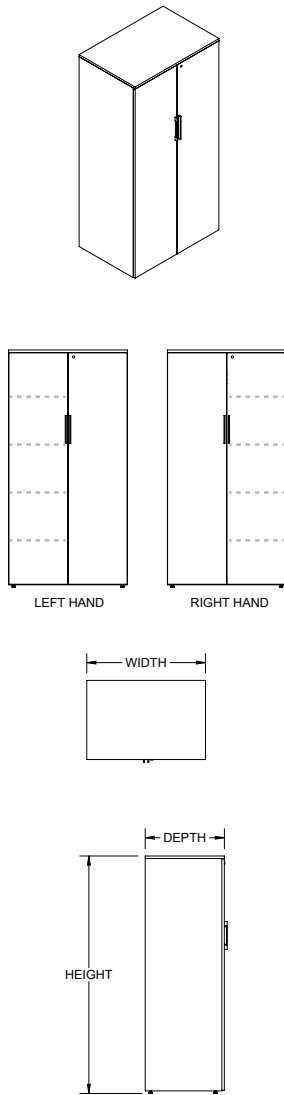
ITEM CODE	WIDTH	DEPTH	HEIGHT	LAMINATE	HAND	LOCK	OPTION
NWBAY	W24	D24	H72	M1	L	LBB	HF CH

- 3/4" Thick LPL case construction with one inch of leveling
- Includes lock(s)
- Storage with 3/4" thick shelf (see chart above)
- Wardrobe with fixed hat shelf and coat rod; only 66"H units and taller include hat shelf
- Laminate codes - M1: 1" LPL (top only)
- Specify handedness left 'L' or right 'R' when ordering

- All standard laminates and metal finishes available
- Specify lock option: BRC standard black 'LBB', silver 'LBS'
- Specify coat hook instead of coat rod, add option code 'CH'
- High pressure door front add code 'HF' and add \$94

- This storage product must be secured or ganged to an additional support structure (eg: wall, adjacent cabinet)





OVERALL SIZE				
WIDTH	DEPTH	HEIGHT	# OF SHELVES	PRICE <i>M1</i>
24"	20"	66"	3 ADJ, 1 FIXED	\$1,507
24"	24"	66"	3 ADJ, 1 FIXED	\$1,660
24"	20"	72"	3 ADJ, 1 FIXED	\$1,883
24"	24"	72"	3 ADJ, 1 FIXED	\$2,034
24"	20"	84"	3 ADJ, 2 FIXED	\$2,197
24"	24"	84"	3 ADJ, 2 FIXED	\$2,254
30"	20"	66"	3 ADJ, 1 FIXED	\$1,803
30"	24"	66"	3 ADJ, 1 FIXED	\$1,906
30"	20"	72"	3 ADJ, 1 FIXED	\$2,178
30"	24"	72"	3 ADJ, 1 FIXED	\$2,278
30"	20"	84"	3 ADJ, 2 FIXED	\$2,489
30"	24"	84"	3 ADJ, 2 FIXED	\$2,612
36"	20"	66"	3 ADJ, 1 FIXED	\$2,099
36"	24"	66"	3 ADJ, 1 FIXED	\$2,153
36"	20"	72"	3 ADJ, 1 FIXED	\$2,658
36"	24"	72"	3 ADJ, 1 FIXED	\$2,716
36"	20"	84"	3 ADJ, 2 FIXED	\$2,785
36"	24"	84"	3 ADJ, 2 FIXED	\$2,972

Features & Specifications

No Charge Options

Optional Extra



SPECIAL NOTES

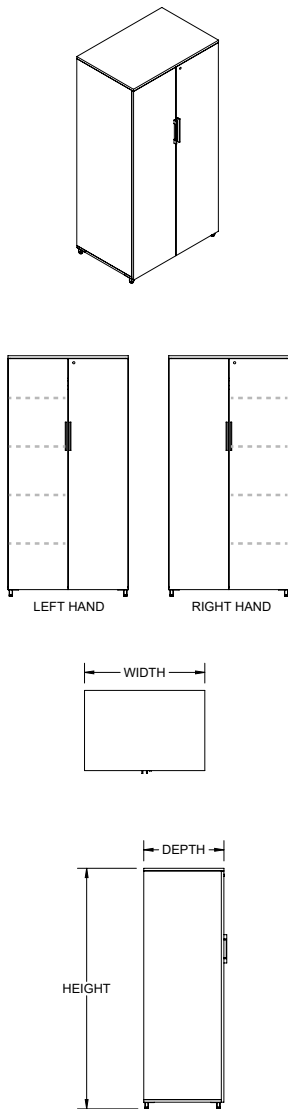


ORDER CODE SAMPLE							
ITEM CODE	WIDTH	DEPTH	HEIGHT	LAMINATE	HAND	LOCK	OPTION
NWCAZ	W24	D20	H66	<i>M1</i>	<i>L</i>	<i>LBB</i>	<i>HF CH</i>

- 3/4" Thick LPL case construction with one inch of leveling
- Includes lock(s)
- Storage with 3/4" thick shelf; right (see chart above)
- Wardrobe with fixed hat shelf and coat rod, left; only 66"H units and taller include hat shelf
- Laminate codes - *M1*: 1" LPL (top only)
- Specify handedness left '*L*' or right '*R*' when ordering

- All standard laminate finishes available
- Specify lock option: BRC standard black '*LBB*', silver '*LBS*'
- Specify coat hook instead of coat rod, add option code '*CH*'
- High pressure door fronts add code '*HF*' and add \$187

- This storage product must be secured or ganged to an additional support structure (eg: wall, adjacent cabinet)



OVERALL SIZE				
WIDTH	DEPTH	HEIGHT	# OF SHELVES	PRICE <i>M1</i>
24"	20"	66"	3 ADJ, 1 FIXED	\$1,636
24"	24"	66"	3 ADJ, 1 FIXED	\$1,785
24"	20"	72"	3 ADJ, 1 FIXED	\$2,011
24"	24"	72"	3 ADJ, 1 FIXED	\$2,160
24"	20"	84"	3 ADJ, 2 FIXED	\$2,325
24"	24"	84"	3 ADJ, 2 FIXED	\$2,380
30"	20"	66"	3 ADJ, 1 FIXED	\$1,931
30"	24"	66"	3 ADJ, 1 FIXED	\$2,034
30"	20"	72"	3 ADJ, 1 FIXED	\$2,308
30"	24"	72"	3 ADJ, 1 FIXED	\$2,405
30"	20"	84"	3 ADJ, 2 FIXED	\$2,617
30"	24"	84"	3 ADJ, 2 FIXED	\$2,740
36"	20"	66"	3 ADJ, 1 FIXED	\$2,228
36"	24"	66"	3 ADJ, 1 FIXED	\$2,282
36"	20"	72"	3 ADJ, 1 FIXED	\$2,786
36"	24"	72"	3 ADJ, 1 FIXED	\$2,842
36"	20"	84"	3 ADJ, 2 FIXED	\$2,913
36"	24"	84"	3 ADJ, 2 FIXED	\$3,101

Features & Specifications

No Charge Options

Optional Extra

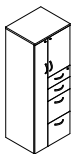
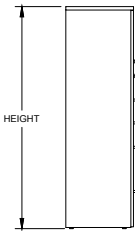
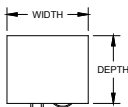
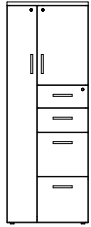
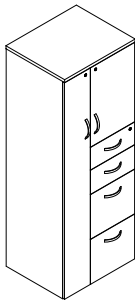


SPECIAL NOTES

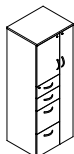


ORDER CODE SAMPLE							
ITEM CODE	WIDTH	DEPTH	HEIGHT	LAMINATE	HAND	LOCK	OPTION
NWCAY	W24	D20	H66	<i>M1</i>	<i>L</i>	<i>LBB</i>	<i>HF CH</i>

- 3/4" Thick LPL case construction with one inch of leveling
- Includes lock(s)
- Storage with 3/4" thick shelf; right (see chart above)
- Wardrobe with fixed hat shelf and coat rod, left; only 66"H units and taller include hat shelf
- Laminate codes - *M1*: 1" LPL (top only)
- Specify handedness left '*L*' or right '*R*' when ordering
- All standard laminates and metal finishes available
- Specify lock option: BRC standard black '*LBB*', silver '*LBS*'
- Specify coat hook instead of coat rod, add option code '*CH*'
- High pressure door fronts add code '*HF*' and add \$187
- This storage product must be secured or ganged to an additional support structure (eg: wall, adjacent cabinet)



LEFT HAND



RIGHT HAND

Features & Specifications

No Charge Options

Optional Extra



SPECIAL NOTES

OVERALL SIZE			
WIDTH	DEPTH	HEIGHT	PRICE <i>M1</i>
24"	20"	66"	\$2,255
24"	24"	66"	\$2,322
24"	20"	72"	\$2,852
24"	24"	72"	\$2,919
24"	20"	84"	\$3,042
24"	24"	84"	\$3,135
30"	20"	66"	\$2,516
30"	24"	66"	\$2,568
30"	20"	72"	\$3,181
30"	24"	72"	\$3,258
30"	20"	84"	\$3,414
30"	24"	84"	\$3,591
36"	20"	66"	\$2,895
36"	24"	66"	\$3,023
36"	20"	72"	\$3,294
36"	24"	72"	\$3,425
36"	20"	84"	\$3,686
36"	24"	84"	\$3,835

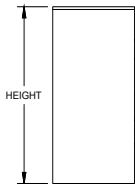
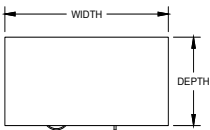

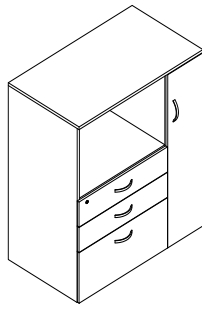


ORDER CODE SAMPLE							
ITEM CODE	WIDTH	DEPTH	HEIGHT	LAMINATE	HAND	LOCK	OPTION
NWPAZ	W24	D20	H66	<i>M1</i>	<i>L</i>	<i>LBB</i>	<i>HF CH</i>

- 3/4" Thick LPL case construction with one inch of leveling
- One pencil tray, file hanging bars and lock(s) included
- Storage with 3/4" thick shelf (see chart above)
- Wardrobe with fixed hat shelf and coat rod; only 66"H units and taller include hat shelf
- Laminate codes - *M1*: 1" LPL (top only)
- Specify handedness left '*L*' or right '*R*' when ordering

- All standard laminate finishes available
- Specify lock option: BRC standard black '*LBB*', silver '*LBS*'
- Specify coat hook instead of coat rod, add option code '*CH*'
- High pressure drawer and door fronts add code '*HF*' and add \$557

- This storage product must be secured or ganged to an additional support structure (eg: wall, adjacent cabinet)



RIGHT HAND SHOWN

OVERALL SIZE				LAMINATE
WIDTH	DEPTH	HEIGHT	SHELVES	PRICE M1
36"	20"	42"	-	\$3,238
42"	20"	42"	-	\$3,288
48"	20"	42"	-	\$3,339
36"	24"	42"	-	\$3,324
42"	24"	42"	-	\$3,375
48"	24"	42"	-	\$3,427
36"	20"	48"	1 ADJUSTABLE	\$3,334
42"	20"	48"	1 ADJUSTABLE	\$3,381
48"	20"	48"	1 ADJUSTABLE	\$3,430
36"	24"	48"	1 ADJUSTABLE	\$3,421
42"	24"	48"	1 ADJUSTABLE	\$3,470
48"	24"	48"	1 ADJUSTABLE	\$3,521
36"	20"	54"	1 ADJUSTABLE	\$3,592
42"	20"	54"	1 ADJUSTABLE	\$3,644
48"	20"	54"	1 ADJUSTABLE	\$3,703
36"	24"	54"	1 ADJUSTABLE	\$3,660
42"	24"	54"	1 ADJUSTABLE	\$3,718
48"	24"	54"	1 ADJUSTABLE	\$3,768
36"	20"	60"	1 ADJUSTABLE	\$3,678
42"	20"	60"	1 ADJUSTABLE	\$3,827
48"	20"	60"	1 ADJUSTABLE	\$3,974
36"	24"	60"	1 ADJUSTABLE	\$3,769
42"	24"	60"	1 ADJUSTABLE	\$3,919
48"	24"	60"	1 ADJUSTABLE	\$4,067



ORDER CODE SAMPLE							
ITEM CODE	WIDTH	DEPTH	HEIGHT	LAMINATE	HAND	LOCK	OPTION
NWSBZ	W24	D20	H60	M1	L	LBB	HF CH

Features & Specifications

- 3/4" Thick LPL case construction with one inch of leveling
- File hanging bars and lock(s) included
- Storage with 3/4" thick shelf (see chart above)
- Wardrobe 12" wide with coat rod; only 66"H units and taller include hat shelf
- Laminate codes - M1: 1" LPL (top only)
- Specify handedness left 'L' or right 'R' when ordering

No Charge Options

- All standard laminate finishes available
- Specify lock option: BRC standard black 'LBB', silver 'LBS'
- Specify coat hook instead of coat rod, add option code 'CH'

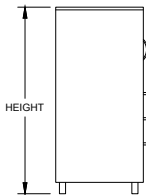
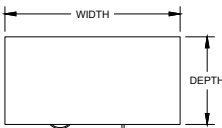

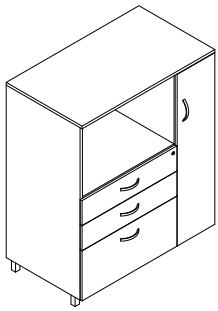
Optional Extra

- High pressure drawer and door fronts add code 'HF' and add \$371



SPECIAL NOTES

- This storage product must be secured or ganged to an additional support structure (eg: wall, adjacent cabinet)



RIGHT HAND SHOWN

OVERALL SIZE				
WIDTH	DEPTH	HEIGHT	SHELVES	PRICE M1
36"	20"	42"	-	\$3,368
42"	20"	42"	-	\$3,416
48"	20"	42"	-	\$3,464
36"	24"	42"	-	\$3,452
42"	24"	42"	-	\$3,504
48"	24"	42"	-	\$3,556
36"	20"	48"	1 ADJUSTABLE	\$3,461
42"	20"	48"	1 ADJUSTABLE	\$3,510
48"	20"	48"	1 ADJUSTABLE	\$3,559
36"	24"	48"	1 ADJUSTABLE	\$3,548
42"	24"	48"	1 ADJUSTABLE	\$3,598
48"	24"	48"	1 ADJUSTABLE	\$3,649
36"	20"	54"	1 ADJUSTABLE	\$3,721
42"	20"	54"	1 ADJUSTABLE	\$3,773
48"	20"	54"	1 ADJUSTABLE	\$3,831
36"	24"	54"	1 ADJUSTABLE	\$3,788
42"	24"	54"	1 ADJUSTABLE	\$3,847
48"	24"	54"	1 ADJUSTABLE	\$3,897
36"	20"	60"	1 ADJUSTABLE	\$3,805
42"	20"	60"	1 ADJUSTABLE	\$3,955
48"	20"	60"	1 ADJUSTABLE	\$4,103
36"	24"	60"	1 ADJUSTABLE	\$3,898
42"	24"	60"	1 ADJUSTABLE	\$4,048
48"	24"	60"	1 ADJUSTABLE	\$4,194

Features & Specifications

No Charge Options

Optional Extra



SPECIAL NOTES

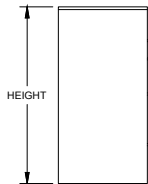
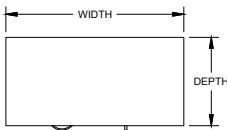
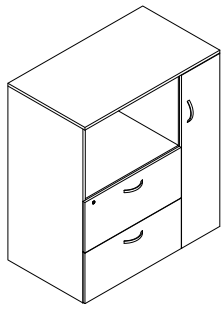


ORDER CODE SAMPLE							
ITEM CODE	WIDTH	DEPTH	HEIGHT	LAMINATE	HAND	LOCK	OPTION
NWSBY	W24	D20	H60	M1	L	LBB	HF CH

- 3/4" Thick LPL case construction with one inch of leveling
- File hanging bars and lock(s) included
- Storage with 3/4" thick shelf (see chart above)
- Wardrobe 12" wide with coat rod
- Laminate codes - M1: 1" LPL (top only)
- Specify handedness left 'L' or right 'R' when ordering

- All standard laminates and metal finishes available
- Specify lock option: BRC standard black 'LBB', silver 'LBS'
- Specify coat hook instead of coat rod, add option code 'CH'
- High pressure drawer and door fronts add code 'HF' and add \$371

- This storage product must be secured or ganged to an additional support structure (eg: wall, adjacent cabinet)



RIGHT HAND SHOWN

Features & Specifications

No Charge Options

Optional Extra



SPECIAL NOTES

OVERALL SIZE				
WIDTH	DEPTH	HEIGHT	SHELVES	PRICE M1
36"	20"	42"	-	\$3,238
42"	20"	42"	-	\$3,288
48"	20"	42"	-	\$3,339
36"	24"	42"	-	\$3,324
42"	24"	42"	-	\$3,375
48"	24"	42"	-	\$3,427
36"	20"	48"	1 ADJUSTABLE	\$3,334
42"	20"	48"	1 ADJUSTABLE	\$3,381
48"	20"	48"	1 ADJUSTABLE	\$3,430
36"	24"	48"	1 ADJUSTABLE	\$3,421
42"	24"	48"	1 ADJUSTABLE	\$3,470
48"	24"	48"	1 ADJUSTABLE	\$3,521
36"	20"	54"	1 ADJUSTABLE	\$3,592
42"	20"	54"	1 ADJUSTABLE	\$3,644
48"	20"	54"	1 ADJUSTABLE	\$3,703
36"	24"	54"	1 ADJUSTABLE	\$3,660
42"	24"	54"	1 ADJUSTABLE	\$3,718
48"	24"	54"	1 ADJUSTABLE	\$3,768
36"	20"	60"	1 ADJUSTABLE	\$3,678
42"	20"	60"	1 ADJUSTABLE	\$3,827
48"	20"	60"	1 ADJUSTABLE	\$3,974
36"	24"	60"	1 ADJUSTABLE	\$3,769
42"	24"	60"	1 ADJUSTABLE	\$3,919
48"	24"	60"	1 ADJUSTABLE	\$4,067

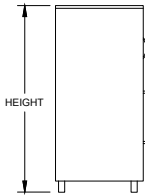
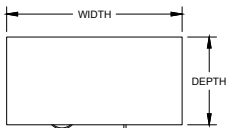
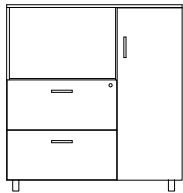
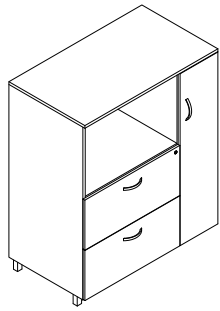


ORDER CODE SAMPLE							
ITEM CODE	WIDTH	DEPTH	HEIGHT	LAMINATE	HAND	LOCK	OPTION
NWSFZ	W24	D20	H60	M1	L	LBB	HF CH

- 3/4" Thick LPL case construction with one inch of leveling
- File hanging bars and lock(s) included
- Storage with 3/4" thick shelf (see chart above)
- Wardrobe 12" wide with fixed hat shelf and coat rod
- Lateral file drawer includes interlock (anti-tilt) system, one drawer opens at a time
- Laminate codes - M1: 1" LPL (top only)
- Specify handedness left 'L' or right 'R' when ordering

- All standard laminate finishes available
- Specify lock option: BRC standard black 'LBB', silver 'LBS'
- Specify coat hook instead of coat rod, add option code 'CH'
- High pressure drawer and door fronts add code 'HF' and add \$278

- This storage product must be secured or ganged to an additional support structure (eg: wall, adjacent cabinet)



RIGHT HAND SHOWN

OVERALL SIZE				
WIDTH	DEPTH	HEIGHT	SHELVES	PRICE M1
36"	20"	42"	-	\$3,368
42"	20"	42"	-	\$3,416
48"	20"	42"	-	\$3,464
36"	24"	42"	-	\$3,452
42"	24"	42"	-	\$3,504
48"	24"	42"	-	\$3,556
36"	20"	48"	1 ADJUSTABLE	\$3,461
42"	20"	48"	1 ADJUSTABLE	\$3,510
48"	20"	48"	1 ADJUSTABLE	\$3,559
36"	24"	48"	1 ADJUSTABLE	\$3,548
42"	24"	48"	1 ADJUSTABLE	\$3,598
48"	24"	48"	1 ADJUSTABLE	\$3,649
36"	20"	54"	1 ADJUSTABLE	\$3,721
42"	20"	54"	1 ADJUSTABLE	\$3,773
48"	20"	54"	1 ADJUSTABLE	\$3,831
36"	24"	54"	1 ADJUSTABLE	\$3,788
42"	24"	54"	1 ADJUSTABLE	\$3,847
48"	24"	54"	1 ADJUSTABLE	\$3,897
36"	20"	60"	1 ADJUSTABLE	\$3,805
42"	20"	60"	1 ADJUSTABLE	\$3,955
48"	20"	60"	1 ADJUSTABLE	\$4,103
36"	24"	60"	1 ADJUSTABLE	\$3,898
42"	24"	60"	1 ADJUSTABLE	\$4,048
48"	24"	60"	1 ADJUSTABLE	\$4,194

Features & Specifications

No Charge Options

Optional Extra

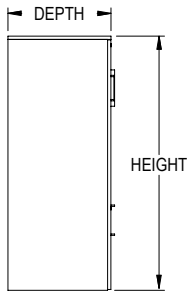

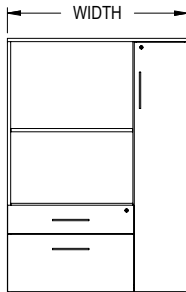



SPECIAL NOTES



ORDER CODE SAMPLE							
ITEM CODE	WIDTH	DEPTH	HEIGHT	LAMINATE	HAND	LOCK	OPTION
NWSFY	W24	D20	H60	M1	L	LBB	HF CH

- 3/4" Thick LPL case construction with one inch of leveling
- File hanging bars and lock(s) included
- Storage with 3/4" thick shelf (see chart above)
- Wardrobe 12" wide with coat rod
- Lateral file drawer includes interlock (anti-tilt) system, one drawer opens at a time
- Laminate codes - M1: 1" LPL (top only)
- Specify handedness left 'L' or right 'R' when ordering
- All standard laminates and metal finishes available
- Specify lock option: BRC standard black 'LBB', silver 'LBS'
- Specify coat hook instead of coat rod, add option code 'CH'
- High pressure drawer and door fronts add code 'HF' and add \$278
- This storage product must be secured or ganged to an additional support structure (eg: wall, adjacent cabinet)



RIGHT HAND SHOWN

Features & Specifications

No Charge Options

Optional Extra



SPECIAL NOTES

OVERALL SIZE				
WIDTH	DEPTH	HEIGHT	SHELVES	PRICE M1
36"	20"	42"	-	\$2,963
42"	20"	42"	-	\$3,018
48"	20"	42"	-	\$3,137
36"	24"	42"	-	\$3,013
42"	24"	42"	-	\$3,077
48"	24"	42"	-	\$3,201
36"	20"	48"	1 ADJUSTABLE	\$3,250
42"	20"	48"	1 ADJUSTABLE	\$3,305
48"	20"	48"	1 ADJUSTABLE	\$3,431
36"	24"	48"	1 ADJUSTABLE	\$3,278
42"	24"	48"	1 ADJUSTABLE	\$3,350
48"	24"	48"	1 ADJUSTABLE	\$3,475
36"	20"	54"	1 ADJUSTABLE	\$3,399
42"	20"	54"	1 ADJUSTABLE	\$3,551
48"	20"	54"	1 ADJUSTABLE	\$3,770
36"	24"	54"	1 ADJUSTABLE	\$3,453
42"	24"	54"	1 ADJUSTABLE	\$3,619
48"	24"	54"	1 ADJUSTABLE	\$3,839
36"	20"	60"	1 ADJUSTABLE	\$3,529
42"	20"	60"	1 ADJUSTABLE	\$3,677
48"	20"	60"	1 ADJUSTABLE	\$3,901
36"	24"	60"	1 ADJUSTABLE	\$3,748
42"	24"	60"	1 ADJUSTABLE	\$3,869
48"	24"	60"	1 ADJUSTABLE	\$4,089

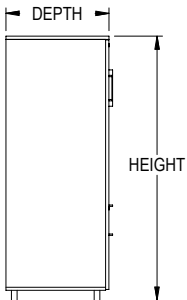

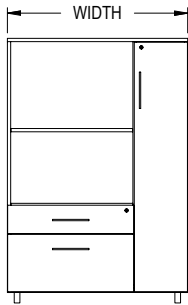



ORDER CODE SAMPLE							
ITEM CODE	WIDTH	DEPTH	HEIGHT	LAMINATE	HAND	LOCK	OPTION
NWLCZ	W36	D20	H60	M1	L	LBB	HF CH

- 3/4" Thick LPL case construction with one inch of leveling
- File hanging bars and lock(s) included
- Storage with 3/4" thick shelf (see chart above)
- Wardrobe 12" wide with coat rod
- Laminate codes - M1: 1" LPL (top only)
- Specify handedness left 'L' or right 'R' when ordering

- All standard laminate finishes available
- Specify lock option: BRC standard black 'LBB', silver 'LBS'
- Specify coat hook instead of coat rod, add option code 'CH'
- High pressure drawer and door fronts add code 'HF' and add \$278

- This storage product must be secured or ganged to an additional support structure (eg: wall, adjacent cabinet)



RIGHT HAND SHOWN

Features & Specifications

No Charge Options

Optional Extra



SPECIAL NOTES

OVERALL SIZE				
WIDTH	DEPTH	HEIGHT	SHELVES	PRICE M1
36"	20"	42"	-	\$3,090
42"	20"	42"	-	\$3,144
48"	20"	42"	-	\$3,264
36"	24"	42"	-	\$3,140
42"	24"	42"	-	\$3,205
48"	24"	42"	-	\$3,329
36"	20"	48"	1 ADJUSTABLE	\$3,376
42"	20"	48"	1 ADJUSTABLE	\$3,431
48"	20"	48"	1 ADJUSTABLE	\$3,561
36"	24"	48"	1 ADJUSTABLE	\$3,405
42"	24"	48"	1 ADJUSTABLE	\$3,479
48"	24"	48"	1 ADJUSTABLE	\$3,602
36"	20"	54"	1 ADJUSTABLE	\$3,529
42"	20"	54"	1 ADJUSTABLE	\$3,679
48"	20"	54"	1 ADJUSTABLE	\$3,900
36"	24"	54"	1 ADJUSTABLE	\$3,582
42"	24"	54"	1 ADJUSTABLE	\$3,747
48"	24"	54"	1 ADJUSTABLE	\$3,967
36"	20"	60"	1 ADJUSTABLE	\$3,656
42"	20"	60"	1 ADJUSTABLE	\$3,804
48"	20"	60"	1 ADJUSTABLE	\$4,027
36"	24"	60"	1 ADJUSTABLE	\$3,876
42"	24"	60"	1 ADJUSTABLE	\$3,996
48"	24"	60"	1 ADJUSTABLE	\$4,217

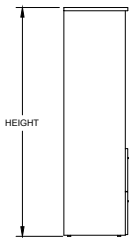
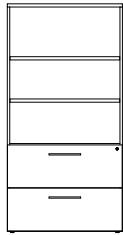



ORDER CODE SAMPLE							
ITEM CODE	WIDTH	DEPTH	HEIGHT	LAMINATE	HAND	LOCK	OPTION
NWLCY	W36	D20	H60	M1	L	LBB	HF CH

- 3/4" Thick LPL case construction with one inch of leveling
- File hanging bars and lock(s) included
- Storage with 3/4" thick shelf (see chart above)
- Wardrobe 12" wide with coat rod
- Laminate codes - M1: 1" LPL (top only)
- Specify handedness left 'L' or right 'R' when ordering

- All standard laminates and metal finishes available
- Specify lock option: BRC standard black 'LBB', silver 'LBS'
- Specify coat hook instead of coat rod, add option code 'CH'
- High pressure drawer and door fronts add code 'HF' and add \$278

- This storage product must be secured or ganged to an additional support structure (eg: wall, adjacent cabinet)



OVERALL SIZE				
WIDTH	DEPTH	HEIGHT	SHELVES	PRICE M1
24"	20"	54"	1 ADJUSTABLE	\$1,526
30"	20"	54"	1 ADJUSTABLE	\$1,556
36"	20"	54"	1 ADJUSTABLE	\$1,620
24"	24"	54"	1 ADJUSTABLE	\$1,713
30"	24"	54"	1 ADJUSTABLE	\$1,774
36"	24"	54"	1 ADJUSTABLE	\$1,858
24"	20"	66"	2 ADJUSTABLE	\$1,603
30"	20"	66"	2 ADJUSTABLE	\$1,633
36"	20"	66"	2 ADJUSTABLE	\$1,700
24"	24"	66"	2 ADJUSTABLE	\$1,799
30"	24"	66"	2 ADJUSTABLE	\$1,863
36"	24"	66"	2 ADJUSTABLE	\$1,953
24"	20"	72"	2 ADJUSTABLE	\$1,914
30"	20"	72"	2 ADJUSTABLE	\$1,986
36"	20"	72"	2 ADJUSTABLE	\$2,084
24"	24"	72"	2 ADJUSTABLE	\$2,142
30"	24"	72"	2 ADJUSTABLE	\$2,224
36"	24"	72"	2 ADJUSTABLE	\$2,338
24"	20"	84"	3 ADJUSTABLE	\$3,395
30"	20"	84"	3 ADJUSTABLE	\$3,501
36"	20"	84"	3 ADJUSTABLE	\$3,674
24"	24"	84"	3 ADJUSTABLE	\$3,756
30"	24"	84"	3 ADJUSTABLE	\$3,870
36"	24"	84"	3 ADJUSTABLE	\$4,071

Features & Specifications

No Charge Options

Optional Extra



SPECIAL NOTES



ORDER CODE SAMPLE						
ITEM CODE	WIDTH	DEPTH	HEIGHT	LAMINATE	LOCK	OPTION
NWLOZ	W30	D20	H66	M1	LBB	HF

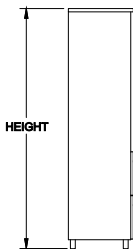
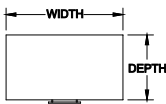
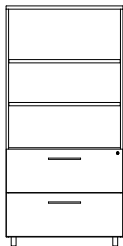

- 3/4" Thick LPL case construction with one inch of leveling
- File hanging bars and lock(s) included
- Lateral file drawer includes interlock (anti-tilt) system, one drawer opens at a time
- Storage with 3/4" thick shelf (see chart above)
- Laminate codes - M1: 1" LPL (top only)

- All standard laminate finishes available
- Specify lock option: BRC standard black 'LBB', silver 'LBS'

- High pressure drawer fronts add code 'HF' and add \$187

- This storage product must be secured or ganged to an additional support structure (eg: wall, adjacent cabinet)





OVERALL SIZE				
WIDTH	DEPTH	HEIGHT	SHELVES	PRICE <i>M1</i>
24"	20"	54"	1 ADJUSTABLE	\$1,667
30"	20"	54"	1 ADJUSTABLE	\$1,698
36"	20"	54"	1 ADJUSTABLE	\$1,762
24"	24"	54"	1 ADJUSTABLE	\$1,854
30"	24"	54"	1 ADJUSTABLE	\$1,918
36"	24"	54"	1 ADJUSTABLE	\$1,999
24"	20"	66"	2 ADJUSTABLE	\$1,742
30"	20"	66"	2 ADJUSTABLE	\$1,773
36"	20"	66"	2 ADJUSTABLE	\$1,839
24"	24"	66"	2 ADJUSTABLE	\$1,936
30"	24"	66"	2 ADJUSTABLE	\$2,003
36"	24"	66"	2 ADJUSTABLE	\$2,094
24"	20"	72"	2 ADJUSTABLE	\$2,055
30"	20"	72"	2 ADJUSTABLE	\$2,126
36"	20"	72"	2 ADJUSTABLE	\$2,228
24"	24"	72"	2 ADJUSTABLE	\$2,282
30"	24"	72"	2 ADJUSTABLE	\$2,367
36"	24"	72"	2 ADJUSTABLE	\$2,479
24"	20"	84"	3 ADJUSTABLE	\$2,115
30"	20"	84"	3 ADJUSTABLE	\$3,642
36"	20"	84"	3 ADJUSTABLE	\$3,815
24"	24"	84"	3 ADJUSTABLE	\$3,898
30"	24"	84"	3 ADJUSTABLE	\$4,011
36"	24"	84"	3 ADJUSTABLE	\$4,212

Features & Specifications

No Charge Options

Optional Extra

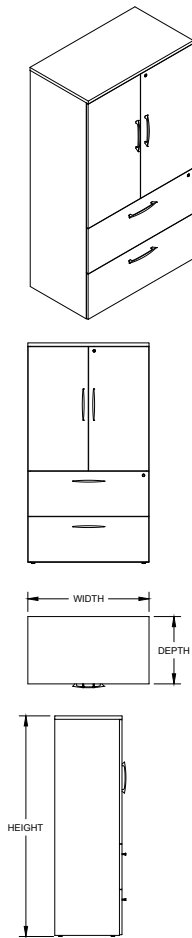


SPECIAL NOTES



ORDER CODE SAMPLE						
ITEM CODE	WIDTH	DEPTH	HEIGHT	LAMINATE	LOCK	OPTION
NWLOY	W24	D20	H66	<i>M1</i>	<i>LBB</i>	<i>HF</i>

- 3/4" Thick LPL case construction with one inch of leveling
- File hanging bars and lock(s) included
- Lateral file drawer includes interlock (anti-tilt) system, one drawer opens at a time
- Storage with 3/4" thick shelf (see chart above)
- Laminate codes - *M1*: 1" LPL (top only)
- All standard laminates and metal finishes available
- Specify lock option: BRC standard black '*LBB*', silver '*LBS*'
- High pressure drawer fronts add code '*HF*' and add \$187
- This storage product must be secured or ganged to an additional support structure (eg: wall, adjacent cabinet)



OVERALL SIZE				
WIDTH	DEPTH	HEIGHT	SHELVES	PRICE M1
24"	20"	54"	1 ADJUSTABLE	\$1,739
30"	20"	54"	1 ADJUSTABLE	\$1,772
36"	20"	54"	1 ADJUSTABLE	\$1,847
24"	24"	54"	1 ADJUSTABLE	\$1,953
30"	24"	54"	1 ADJUSTABLE	\$2,026
36"	24"	54"	1 ADJUSTABLE	\$2,121
24"	20"	66"	2 ADJUSTABLE	\$1,825
30"	20"	66"	2 ADJUSTABLE	\$1,857
36"	20"	66"	2 ADJUSTABLE	\$1,938
24"	24"	66"	2 ADJUSTABLE	\$2,050
30"	24"	66"	2 ADJUSTABLE	\$2,125
36"	24"	66"	2 ADJUSTABLE	\$2,228
24"	20"	72"	2 ADJUSTABLE	\$2,186
30"	20"	72"	2 ADJUSTABLE	\$2,269
36"	20"	72"	2 ADJUSTABLE	\$2,381
24"	24"	72"	2 ADJUSTABLE	\$2,444
30"	24"	72"	2 ADJUSTABLE	\$2,543
36"	24"	72"	2 ADJUSTABLE	\$2,669
24"	20"	84"	3 ADJUSTABLE	\$3,886
30"	20"	84"	3 ADJUSTABLE	\$4,008
36"	20"	84"	3 ADJUSTABLE	\$4,209
24"	24"	84"	3 ADJUSTABLE	\$4,303
30"	24"	84"	3 ADJUSTABLE	\$4,435
36"	24"	84"	3 ADJUSTABLE	\$4,665

Features & Specifications

No Charge Options

Optional Extra



SPECIAL NOTES



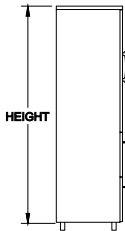
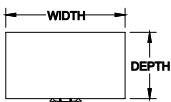
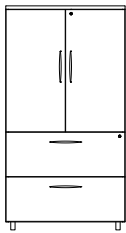
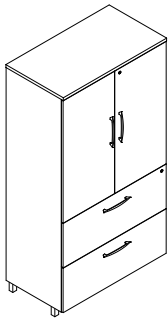
ORDER CODE SAMPLE						
ITEM CODE	WIDTH	DEPTH	HEIGHT	LAMINATE	LOCK	OPTION
NWLTZ	W30	D20	H66	M1	LBB	HF

- 3/4" Thick LPL case construction with one inch of leveling
- File hanging bars and lock(s) included
- Lateral file drawer includes interlock (anti-tilt) system, one drawer opens at a time
- Storage with 3/4" thick shelf (see chart above)
- Laminate codes - M1: 1" LPL (top only)

- All standard laminate finishes available
- Specify lock option: BRC standard black 'LBB', silver 'LBS'

- High pressure drawer and door fronts add code 'HF' and add \$371

- This storage product must be secured or ganged to an additional support structure (eg: wall, adjacent cabinet)



OVERALL SIZE				
WIDTH	DEPTH	HEIGHT	SHELVES	PRICE <i>M1</i>
24"	20"	54"	1 ADJUSTABLE	\$1,902
30"	20"	54"	1 ADJUSTABLE	\$1,933
36"	20"	54"	1 ADJUSTABLE	\$2,010
24"	24"	54"	1 ADJUSTABLE	\$2,115
30"	24"	54"	1 ADJUSTABLE	\$2,188
36"	24"	54"	1 ADJUSTABLE	\$2,284
24"	20"	66"	2 ADJUSTABLE	\$1,985
30"	20"	66"	2 ADJUSTABLE	\$2,025
36"	20"	66"	2 ADJUSTABLE	\$2,102
24"	24"	66"	2 ADJUSTABLE	\$2,210
30"	24"	66"	2 ADJUSTABLE	\$2,287
36"	24"	66"	2 ADJUSTABLE	\$2,392
24"	20"	72"	2 ADJUSTABLE	\$2,346
30"	20"	72"	2 ADJUSTABLE	\$2,432
36"	20"	72"	2 ADJUSTABLE	\$2,547
24"	24"	72"	2 ADJUSTABLE	\$2,608
30"	24"	72"	2 ADJUSTABLE	\$2,705
36"	24"	72"	2 ADJUSTABLE	\$2,832
24"	20"	84"	3 ADJUSTABLE	\$4,050
30"	20"	84"	3 ADJUSTABLE	\$4,171
36"	20"	84"	3 ADJUSTABLE	\$4,369
24"	24"	84"	3 ADJUSTABLE	\$4,462
30"	24"	84"	3 ADJUSTABLE	\$4,595
36"	24"	84"	3 ADJUSTABLE	\$4,828

Features & Specifications

No Charge Options

Optional Extra



SPECIAL NOTES



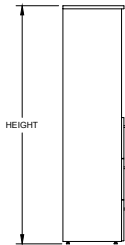
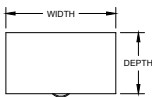


ORDER CODE SAMPLE						
ITEM CODE	WIDTH	DEPTH	HEIGHT	LAMINATE	LOCK	OPTION
NWLTY	W30	D20	H66	<i>M1</i>	<i>LBB</i>	<i>HF</i>

- 3/4" Thick LPL case construction with one inch of leveling
- File hanging bars and lock(s) included
- Lateral file drawer includes interlock (anti-tilt) system, one drawer opens at a time
- Storage with 3/4" thick shelf (see chart above)
- Laminate codes - *M1*: 1" LPL (top only)

- All standard laminates and metal finishes available
- Specify lock option: BRC standard black '*LBB*', silver '*LBS*'

- High pressure drawer and door fronts add code '*HF*' and add \$371

- This storage product must be secured or ganged to an additional support structure (eg: wall, adjacent cabinet)



OVERALL SIZE				
WIDTH	DEPTH	HEIGHT	SHELVES	PRICE M1
24"	20"	66"	1 ADJUSTABLE	\$2,297
30"	20"	66"	1 ADJUSTABLE	\$2,349
36"	20"	66"	1 ADJUSTABLE	\$2,458
24"	24"	66"	1 ADJUSTABLE	\$2,303
30"	24"	66"	1 ADJUSTABLE	\$2,349
36"	24"	66"	1 ADJUSTABLE	\$2,532
24"	20"	72"	1 ADJUSTABLE	\$2,737
30"	20"	72"	1 ADJUSTABLE	\$2,796
36"	20"	72"	1 ADJUSTABLE	\$3,036
24"	24"	72"	1 ADJUSTABLE	\$2,893
30"	24"	72"	1 ADJUSTABLE	\$2,961
36"	24"	72"	1 ADJUSTABLE	\$3,109
24"	20"	84"	2 ADJUSTABLE	\$3,559
30"	20"	84"	2 ADJUSTABLE	\$3,629
36"	20"	84"	2 ADJUSTABLE	\$3,634
24"	24"	84"	2 ADJUSTABLE	\$3,870
30"	24"	84"	2 ADJUSTABLE	\$4,011
36"	24"	84"	2 ADJUSTABLE	\$4,016

Features & Specifications

- 3/4" Thick LPL case construction with one inch of leveling
- File hanging bars and lock(s) included
- Lateral file drawer includes interlock (anti-tilt) system, one drawer opens at a time
- Storage with 3/4" thick shelf (see chart above)
- Laminate codes - M1: 1" LPL (top only)

No Charge Options

- All standard laminate finishes available
- Specify lock option: BRC standard black 'LBB', silver 'LBS'

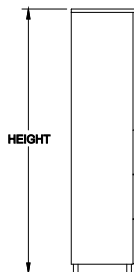
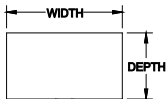
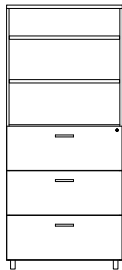
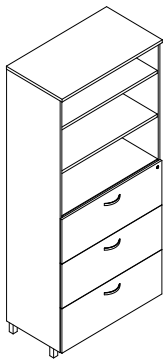
Optional Extra

- High pressure drawer fronts add code 'HF' and add \$278



SPECIAL NOTES

- This storage product must be secured or ganged to an additional support structure (eg: wall, adjacent cabinet)



OVERALL SIZE				
WIDTH	DEPTH	HEIGHT	SHELVES	PRICE M1
24"	20"	66"	1 ADJUSTABLE	\$2,433
30"	20"	66"	1 ADJUSTABLE	\$2,485
36"	20"	66"	1 ADJUSTABLE	\$2,594
24"	24"	66"	1 ADJUSTABLE	\$2,438
30"	24"	66"	1 ADJUSTABLE	\$2,485
36"	24"	66"	1 ADJUSTABLE	\$2,666
24"	20"	72"	1 ADJUSTABLE	\$2,872
30"	20"	72"	1 ADJUSTABLE	\$2,932
36"	20"	72"	1 ADJUSTABLE	\$3,172
24"	24"	72"	1 ADJUSTABLE	\$3,028
30"	24"	72"	1 ADJUSTABLE	\$3,095
36"	24"	72"	1 ADJUSTABLE	\$3,245
24"	20"	84"	2 ADJUSTABLE	\$3,693
30"	20"	84"	2 ADJUSTABLE	\$3,764
36"	20"	84"	2 ADJUSTABLE	\$3,769
24"	24"	84"	2 ADJUSTABLE	\$4,005
30"	24"	84"	2 ADJUSTABLE	\$4,146
36"	24"	84"	2 ADJUSTABLE	\$4,149

Features & Specifications



ORDER CODE SAMPLE						
ITEM CODE	WIDTH	DEPTH	HEIGHT	LAMINATE	LOCK	OPTION
NW3OY	W30	D20	H66	M1	LBB	HF

No Charge Options

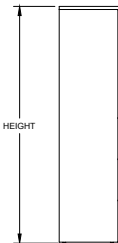
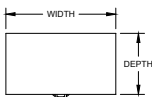
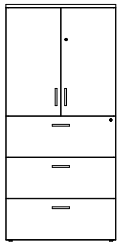
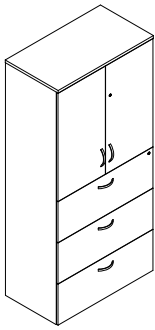
Optional Extra



SPECIAL NOTES

- 3/4" Thick LPL case construction with one inch of leveling
- File hanging bars and lock(s) included
- Lateral file drawer includes interlock (anti-tilt) system, one drawer opens at a time
- Storage with 3/4" thick shelf (see chart above)
- Laminate codes - M1: 1" LPL (top only)
- All standard laminates and metal finishes available
- Specify lock option: BRC standard black 'LBB', silver 'LBS'
- High pressure drawer fronts add code 'HF' and add \$278
- This storage product must be secured or ganged to an additional support structure (eg: wall, adjacent cabinet)





OVERALL SIZE				
WIDTH	DEPTH	HEIGHT	SHELVES	PRICE M1
24"	20"	66"	1 ADJUSTABLE	\$2,626
30"	20"	66"	1 ADJUSTABLE	\$2,684
36"	20"	66"	1 ADJUSTABLE	\$2,810
24"	24"	66"	1 ADJUSTABLE	\$2,634
30"	24"	66"	1 ADJUSTABLE	\$2,684
36"	24"	66"	1 ADJUSTABLE	\$2,895
24"	20"	72"	1 ADJUSTABLE	\$3,129
30"	20"	72"	1 ADJUSTABLE	\$3,196
36"	20"	72"	1 ADJUSTABLE	\$3,476
24"	24"	72"	1 ADJUSTABLE	\$3,311
30"	24"	72"	1 ADJUSTABLE	\$3,389
36"	24"	72"	1 ADJUSTABLE	\$3,559
24"	20"	84"	2 ADJUSTABLE	\$4,077
30"	20"	84"	2 ADJUSTABLE	\$4,157
36"	20"	84"	2 ADJUSTABLE	\$4,163
24"	24"	84"	2 ADJUSTABLE	\$4,435
30"	24"	84"	2 ADJUSTABLE	\$4,595
36"	24"	84"	2 ADJUSTABLE	\$4,599

Features & Specifications



ORDER CODE SAMPLE						
ITEM CODE	WIDTH	DEPTH	HEIGHT	LAMINATE	LOCK	OPTION
NW3CZ	W30	D20	H66	M1	LBB	HF

No Charge Options

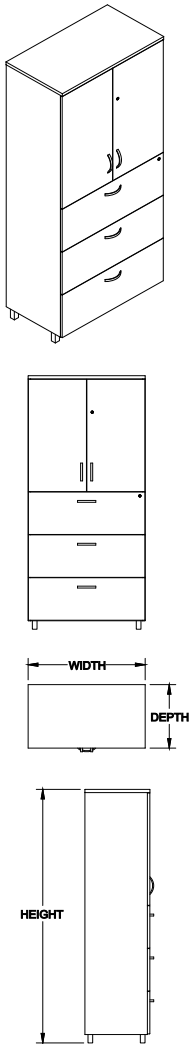
Optional Extra



SPECIAL NOTES

- 3/4" Thick LPL case construction with one inch of leveling
- File hanging bars and lock(s) included
- Lateral file drawer includes interlock (anti-tilt) system, one drawer opens at a time
- Storage with 3/4" thick shelf (see chart above)
- Laminate codes - M1: 1" LPL (top only)
- All standard laminate finishes available
- Specify lock option: BRC standard black 'LBB', silver 'LBS'
- High pressure drawer and door fronts add code 'HF' and add \$464
- This storage product must be secured or ganged to an additional support structure (eg: wall, adjacent cabinet)





OVERALL SIZE				
WIDTH	DEPTH	HEIGHT	SHELVES	PRICE M1
24"	20"	66"	1 ADJUSTABLE	\$2,682
30"	20"	66"	1 ADJUSTABLE	\$2,740
36"	20"	66"	1 ADJUSTABLE	\$2,862
24"	24"	66"	1 ADJUSTABLE	\$2,690
30"	24"	66"	1 ADJUSTABLE	\$2,740
36"	24"	66"	1 ADJUSTABLE	\$2,946
24"	20"	72"	1 ADJUSTABLE	\$3,172
30"	20"	72"	1 ADJUSTABLE	\$3,236
36"	20"	72"	1 ADJUSTABLE	\$3,508
24"	24"	72"	1 ADJUSTABLE	\$3,346
30"	24"	72"	1 ADJUSTABLE	\$3,425
36"	24"	72"	1 ADJUSTABLE	\$3,589
24"	20"	84"	2 ADJUSTABLE	\$4,092
30"	20"	84"	2 ADJUSTABLE	\$4,170
36"	20"	84"	2 ADJUSTABLE	\$4,175
24"	24"	84"	2 ADJUSTABLE	\$4,441
30"	24"	84"	2 ADJUSTABLE	\$4,595
36"	24"	84"	2 ADJUSTABLE	\$4,599

Features & Specifications



ORDER CODE SAMPLE						
ITEM CODE	WIDTH	DEPTH	HEIGHT	LAMINATE	LOCK	OPTION
NW3CY	W30	D20	H66	M1	LBB	HF

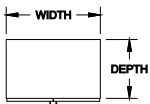
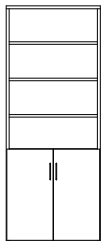
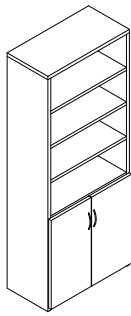
No Charge Options

Optional Extra



SPECIAL NOTES

- 3/4" Thick LPL case construction with one inch of leveling
- File hanging bars and lock(s) included
- Lateral file drawer includes interlock (anti-tilt) system, one drawer opens at a time
- Storage with 3/4" thick shelf (see chart above)
- Laminate codes - M1: 1" LPL (top only)
- All standard laminates and metal finishes available
- Specify lock option: BRC standard black 'LBB', silver 'LBS'
- High pressure drawer and door fronts add code 'HF' and add \$464
- This storage product must be secured or ganged to an additional support structure (eg: wall, adjacent cabinet)



OVERALL SIZE				
WIDTH	DEPTH	HEIGHT	SHELVES	PRICE M1
24"	12"	60"	1 ADJUSTABLE	\$1,324
24"	12"	66"	2 ADJUSTABLE	\$1,447
24"	12"	72"	2 ADJUSTABLE	\$1,568
24"	12"	84"	3 ADJUSTABLE	\$1,692
24"	15"	60"	1 ADJUSTABLE	\$1,456
24"	15"	66"	2 ADJUSTABLE	\$1,576
24"	15"	72"	2 ADJUSTABLE	\$1,698
24"	15"	84"	3 ADJUSTABLE	\$1,823
24"	20"	60"	1 ADJUSTABLE	\$1,681
24"	20"	66"	2 ADJUSTABLE	\$1,801
24"	20"	72"	2 ADJUSTABLE	\$1,922
24"	20"	84"	3 ADJUSTABLE	\$2,045
24"	24"	60"	1 ADJUSTABLE	\$1,854
24"	24"	66"	2 ADJUSTABLE	\$1,976
24"	24"	72"	2 ADJUSTABLE	\$2,096
24"	24"	84"	3 ADJUSTABLE	\$2,220

Features & Specifications



ORDER CODE SAMPLE						
ITEM CODE	WIDTH	DEPTH	HEIGHT	LAMINATE	LOCK	OPTION
NBCSZ	W24	D20	H66	M1	LBB	HF

- 3/4" Thick LPL case construction with one inch of leveling
- Includes lock(s)
- Storage with 3/4" thick shelf (see chart above)
- Laminate codes - M1: 1" LPL (top only)

No Charge Options

- All standard laminate finishes available
- Specify lock option: BRC standard black 'LBB', silver 'LBS'

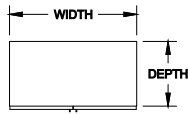
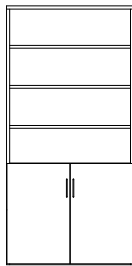
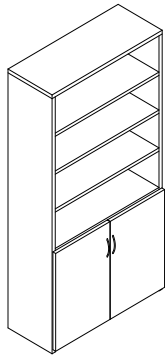
Optional Extra

- High pressure door fronts add code 'HF' and add \$187



SPECIAL NOTES

- This storage product must be secured or ganged to an additional support structure (eg: wall, adjacent cabinet)



OVERALL SIZE				
WIDTH	DEPTH	HEIGHT	SHELVES	PRICE M1
30"	12"	60"	1 ADJUSTABLE	\$1,447
30"	12"	66"	2 ADJUSTABLE	\$1,568
30"	12"	72"	2 ADJUSTABLE	\$1,692
30"	12"	84"	3 ADJUSTABLE	\$1,812
30"	15"	60"	1 ADJUSTABLE	\$1,576
30"	15"	66"	2 ADJUSTABLE	\$1,698
30"	15"	72"	2 ADJUSTABLE	\$1,823
30"	15"	84"	3 ADJUSTABLE	\$1,943
30"	20"	60"	1 ADJUSTABLE	\$1,801
30"	20"	66"	2 ADJUSTABLE	\$1,922
30"	20"	72"	2 ADJUSTABLE	\$2,045
30"	20"	84"	3 ADJUSTABLE	\$2,169
30"	24"	60"	1 ADJUSTABLE	\$1,976
30"	24"	66"	2 ADJUSTABLE	\$2,096
30"	24"	72"	2 ADJUSTABLE	\$2,220
30"	24"	84"	3 ADJUSTABLE	\$2,342

Features & Specifications

- 3/4" Thick LPL case construction with one inch of leveling
- Includes lock(s)
- Storage with 3/4" thick shelf (see chart above)
- Laminate codes - M1: 1" LPL (top only)

No Charge Options

- All standard laminate finishes available
- Specify lock option: BRC standard black 'LBB', silver 'LBS'

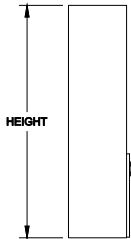
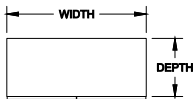
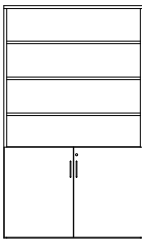
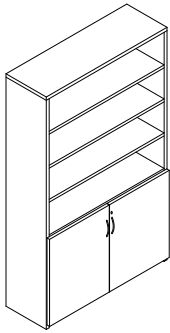
Optional Extra

- High pressure door fronts add code 'HF' and add \$187



SPECIAL NOTES

- This storage product must be secured or ganged to an additional support structure (eg: wall, adjacent cabinet)



OVERALL SIZE				
WIDTH	DEPTH	HEIGHT	SHELVES	PRICE M1
36"	12"	60"	1 ADJUSTABLE	\$1,568
36"	12"	66"	2 ADJUSTABLE	\$1,692
36"	12"	72"	2 ADJUSTABLE	\$1,812
36"	12"	84"	3 ADJUSTABLE	\$1,933
36"	15"	60"	1 ADJUSTABLE	\$1,698
36"	15"	66"	2 ADJUSTABLE	\$1,823
36"	15"	72"	2 ADJUSTABLE	\$1,943
36"	15"	84"	3 ADJUSTABLE	\$2,066
36"	20"	60"	1 ADJUSTABLE	\$1,922
36"	20"	66"	2 ADJUSTABLE	\$2,045
36"	20"	72"	2 ADJUSTABLE	\$2,169
36"	20"	84"	3 ADJUSTABLE	\$2,289
36"	24"	60"	1 ADJUSTABLE	\$2,096
36"	24"	66"	2 ADJUSTABLE	\$2,220
36"	24"	72"	2 ADJUSTABLE	\$2,342
36"	24"	84"	3 ADJUSTABLE	\$2,463

Features & Specifications

- 3/4" Thick LPL case construction with one inch of leveling
- Includes lock(s)
- Storage with 3/4" thick shelf (see chart above)
- Laminate codes - M1: 1" LPL (top only)

No Charge Options

- All standard laminate finishes available
- Specify lock option: BRC standard black 'LBB', silver 'LBS'

Optional Extra

- High pressure door fronts add code 'HF' and add \$187

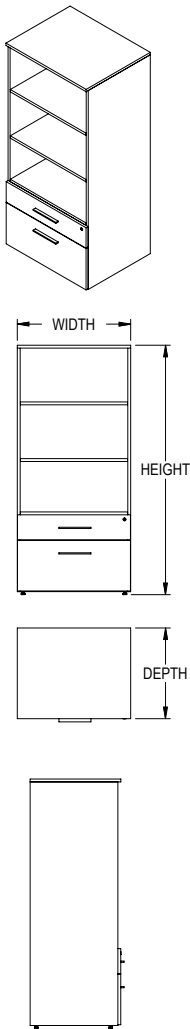


SPECIAL NOTES

- This storage product must be secured or ganged to an additional support structure (eg: wall, adjacent cabinet)



ORDER CODE SAMPLE						
ITEM CODE	WIDTH	DEPTH	HEIGHT	LAMINATE	LOCK	OPTION
NBCSZ	W36	D20	H66	M1	LBB	HF



OVERALL SIZE				
WIDTH	DEPTH	HEIGHT	SHELVES	PRICE M1
24"	20"	60"	1 ADJUSTABLE	\$1,429
30"	20"	60"	1 ADJUSTABLE	\$1,460
36"	20"	60"	1 ADJUSTABLE	\$1,526
24"	24"	60"	1 ADJUSTABLE	\$1,621
30"	24"	60"	1 ADJUSTABLE	\$1,690
36"	24"	60"	1 ADJUSTABLE	\$1,779
24"	20"	66"	2 ADJUSTABLE	\$1,505
30"	20"	66"	2 ADJUSTABLE	\$1,540
36"	20"	66"	2 ADJUSTABLE	\$1,611
24"	24"	66"	2 ADJUSTABLE	\$1,714
30"	24"	66"	2 ADJUSTABLE	\$1,782
36"	24"	66"	2 ADJUSTABLE	\$1,876
24"	20"	72"	2 ADJUSTABLE	\$1,835
30"	20"	72"	2 ADJUSTABLE	\$1,911
36"	20"	72"	2 ADJUSTABLE	\$2,014
24"	24"	72"	2 ADJUSTABLE	\$2,072
30"	24"	72"	2 ADJUSTABLE	\$2,159
36"	24"	72"	2 ADJUSTABLE	\$2,281
24"	20"	84"	3 ADJUSTABLE	\$3,390
30"	20"	84"	3 ADJUSTABLE	\$3,501
36"	20"	84"	3 ADJUSTABLE	\$3,684
24"	24"	84"	3 ADJUSTABLE	\$3,768
30"	24"	84"	3 ADJUSTABLE	\$3,888
36"	24"	84"	3 ADJUSTABLE	\$4,100

Features & Specifications

No Charge Options

Optional Extra



SPECIAL NOTES




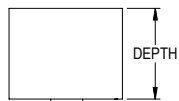
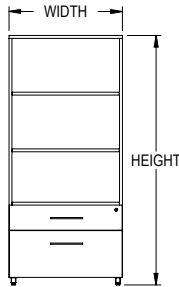
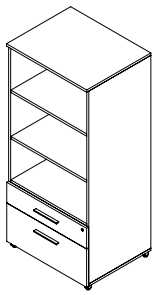
ORDER CODE SAMPLE						
ITEM CODE	WIDTH	DEPTH	HEIGHT	LAMINATE	LOCK	OPTION
NBTEZ	W36	D20	H66	M1	LBB	HF

- 3/4" Thick LPL case construction with one inch of leveling
- File hanging bars and lock(s) included
- Storage with 3/4" thick shelf (see chart above)
- Laminate codes - M1: 1" LPL (top only)

- All standard laminate finishes available
- Specify lock option: BRC standard black 'LBB', silver 'LBS'

- High pressure drawer fronts add code 'HF' and add \$187

- This storage product must be secured or ganged to an additional support structure (eg: wall, adjacent cabinet)



OVERALL SIZE				
WIDTH	DEPTH	HEIGHT	SHELVES	PRICE M1
24"	20"	60"	1 ADJUSTABLE	\$1,556
30"	20"	60"	1 ADJUSTABLE	\$1,587
36"	20"	60"	1 ADJUSTABLE	\$1,655
24"	24"	60"	1 ADJUSTABLE	\$1,749
30"	24"	60"	1 ADJUSTABLE	\$1,817
36"	24"	60"	1 ADJUSTABLE	\$1,906
24"	20"	66"	2 ADJUSTABLE	\$1,635
30"	20"	66"	2 ADJUSTABLE	\$1,667
36"	20"	66"	2 ADJUSTABLE	\$1,741
24"	24"	66"	2 ADJUSTABLE	\$1,839
30"	24"	66"	2 ADJUSTABLE	\$1,910
36"	24"	66"	2 ADJUSTABLE	\$2,003
24"	20"	72"	2 ADJUSTABLE	\$1,962
30"	20"	72"	2 ADJUSTABLE	\$2,039
36"	20"	72"	2 ADJUSTABLE	\$2,142
24"	24"	72"	2 ADJUSTABLE	\$2,202
30"	24"	72"	2 ADJUSTABLE	\$2,287
36"	24"	72"	2 ADJUSTABLE	\$2,406
24"	20"	84"	3 ADJUSTABLE	\$3,517
30"	20"	84"	3 ADJUSTABLE	\$3,627
36"	20"	84"	3 ADJUSTABLE	\$3,811
24"	24"	84"	3 ADJUSTABLE	\$3,897
30"	24"	84"	3 ADJUSTABLE	\$4,017
36"	24"	84"	3 ADJUSTABLE	\$4,227

Features & Specifications



ORDER CODE SAMPLE						
ITEM CODE	WIDTH	DEPTH	HEIGHT	LAMINATE	LOCK	OPTION
NBTEY	W36	D20	H66	M1	LBB	HF

- 3/4" Thick LPL case construction with one inch of leveling
- File hanging bars and lock(s) included
- Storage with 3/4" thick shelf (see chart above)
- Laminate codes - M1: 1" LPL (top only)

No Charge Options

- All standard laminates and metal finishes available
- Specify lock option: BRC standard black 'LBB', silver 'LBS'

Optional Extra

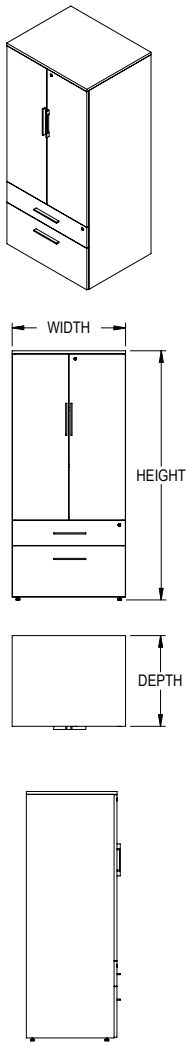
- High pressure drawer fronts add code 'HF' and add \$187



SPECIAL NOTES

- This storage product must be secured or ganged to an additional support structure (eg: wall, adjacent cabinet)





OVERALL SIZE				
WIDTH	DEPTH	HEIGHT	SHELVES	PRICE M1
24"	20"	60"	1 ADJUSTABLE	\$1,649
30"	20"	60"	1 ADJUSTABLE	\$1,686
36"	20"	60"	1 ADJUSTABLE	\$1,763
24"	24"	60"	1 ADJUSTABLE	\$1,876
30"	24"	60"	1 ADJUSTABLE	\$1,951
36"	24"	60"	1 ADJUSTABLE	\$2,052
24"	20"	66"	2 ADJUSTABLE	\$1,742
30"	20"	66"	2 ADJUSTABLE	\$1,781
36"	20"	66"	2 ADJUSTABLE	\$1,858
24"	24"	66"	2 ADJUSTABLE	\$1,976
30"	24"	66"	2 ADJUSTABLE	\$2,057
36"	24"	66"	2 ADJUSTABLE	\$2,163
24"	20"	72"	2 ADJUSTABLE	\$2,121
30"	20"	72"	2 ADJUSTABLE	\$2,208
36"	20"	72"	2 ADJUSTABLE	\$2,326
24"	24"	72"	2 ADJUSTABLE	\$2,392
30"	24"	72"	2 ADJUSTABLE	\$2,497
36"	24"	72"	2 ADJUSTABLE	\$2,629
24"	20"	84"	3 ADJUSTABLE	\$3,906
30"	20"	84"	3 ADJUSTABLE	\$4,032
36"	20"	84"	3 ADJUSTABLE	\$4,243
24"	24"	84"	3 ADJUSTABLE	\$4,344
30"	24"	84"	3 ADJUSTABLE	\$4,482
36"	24"	84"	3 ADJUSTABLE	\$4,723

Features & Specifications



ORDER CODE SAMPLE						
ITEM CODE	WIDTH	DEPTH	HEIGHT	LAMINATE	LOCK	OPTION
NBTBZ	W36	D20	H66	M1	LBB	HF

- 3/4" Thick LPL case construction with one inch of leveling
- File hanging bars and lock(s) included
- Storage with 3/4" thick shelf (see chart above)
- Laminate codes - M1: 1" LPL (top only)

No Charge Options

- All standard laminate finishes available
- Specify lock option: BRC standard black 'LBB', silver 'LBS'


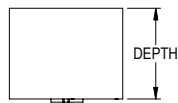
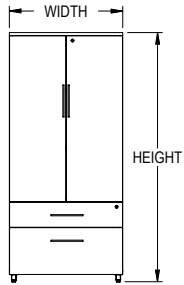
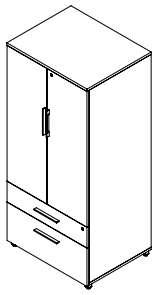
Optional Extra

- High pressure drawer and door fronts add code 'HF' and add \$371



SPECIAL NOTES

- This storage product must be secured or ganged to an additional support structure (eg: wall, adjacent cabinet)



OVERALL SIZE				
WIDTH	DEPTH	HEIGHT	SHELVES	PRICE M1
24"	20"	60"	1 ADJUSTABLE	\$1,779
30"	20"	60"	1 ADJUSTABLE	\$1,813
36"	20"	60"	1 ADJUSTABLE	\$1,891
24"	24"	60"	1 ADJUSTABLE	\$2,003
30"	24"	60"	1 ADJUSTABLE	\$2,080
36"	24"	60"	1 ADJUSTABLE	\$2,179
24"	20"	66"	2 ADJUSTABLE	\$1,868
30"	20"	66"	2 ADJUSTABLE	\$1,909
36"	20"	66"	2 ADJUSTABLE	\$1,986
24"	24"	66"	2 ADJUSTABLE	\$2,104
30"	24"	66"	2 ADJUSTABLE	\$2,186
36"	24"	66"	2 ADJUSTABLE	\$2,291
24"	20"	72"	2 ADJUSTABLE	\$2,249
30"	20"	72"	2 ADJUSTABLE	\$2,337
36"	20"	72"	2 ADJUSTABLE	\$2,454
24"	24"	72"	2 ADJUSTABLE	\$2,520
30"	24"	72"	2 ADJUSTABLE	\$2,625
36"	24"	72"	2 ADJUSTABLE	\$2,756
24"	20"	84"	3 ADJUSTABLE	\$4,032
30"	20"	84"	3 ADJUSTABLE	\$4,161
36"	20"	84"	3 ADJUSTABLE	\$4,371
24"	24"	84"	3 ADJUSTABLE	\$4,471
30"	24"	84"	3 ADJUSTABLE	\$4,610
36"	24"	84"	3 ADJUSTABLE	\$4,851

Features & Specifications



ORDER CODE SAMPLE						
ITEM CODE	WIDTH	DEPTH	HEIGHT	LAMINATE	LOCK	OPTION
NBTBY	W36	D20	H66	M1	LBB	HF

- 3/4" Thick LPL case construction with one inch of leveling
- File hanging bars and lock(s) included
- Storage with 3/4" thick shelf (see chart above)
- Laminate codes - M1: 1" LPL (top only)

No Charge Options

- All standard laminates and metal finishes available
- Specify lock option: BRC standard black 'LBB', silver 'LBS'

Optional Extra

- High pressure drawer and door fronts add code 'HF' and add \$371



SPECIAL NOTES

- This storage product must be secured or ganged to an additional support structure (eg: wall, adjacent cabinet)

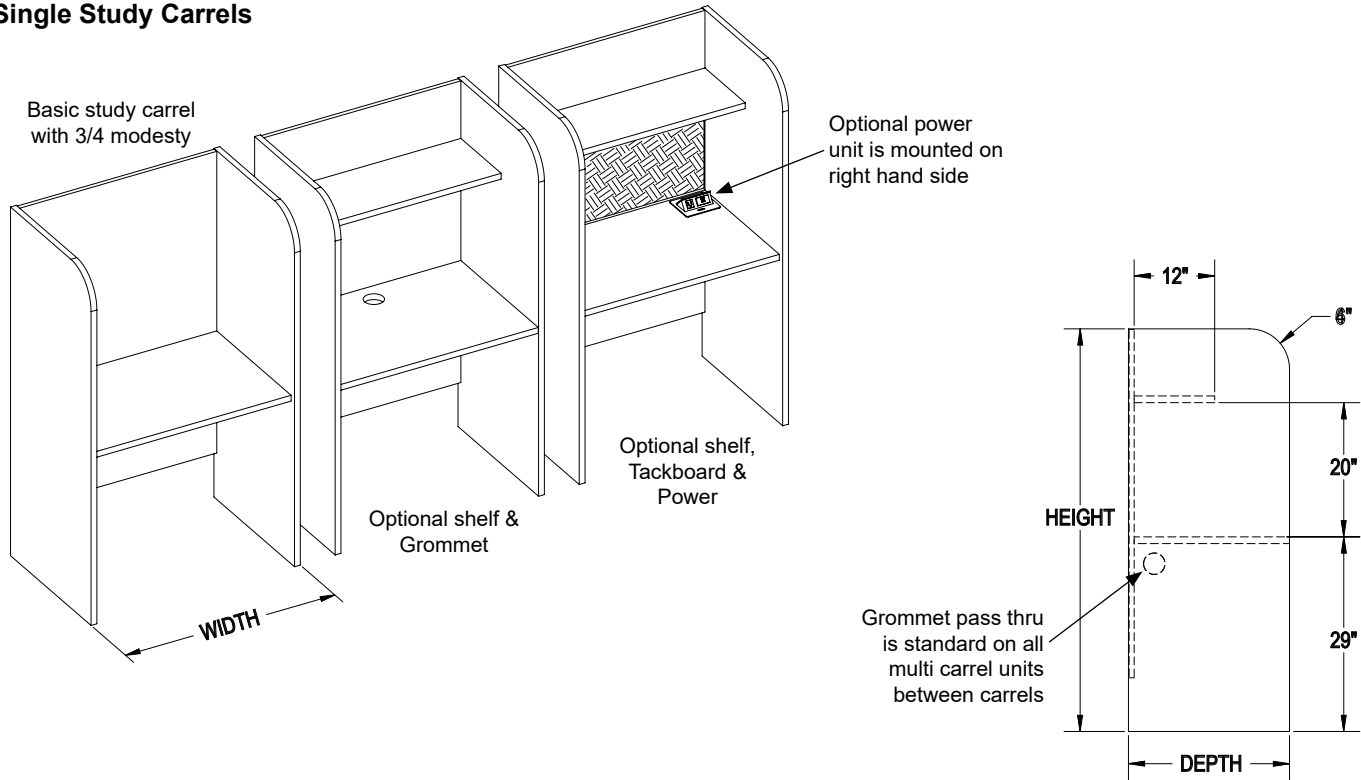


Study Carrels

Summary

Created for education applications, BRC's study carrels can also be used in office and healthcare environments. Available with shelf, tackboard and power options, the study carrels can be configured to suit any environment. Use this page to assist with configuration and application.

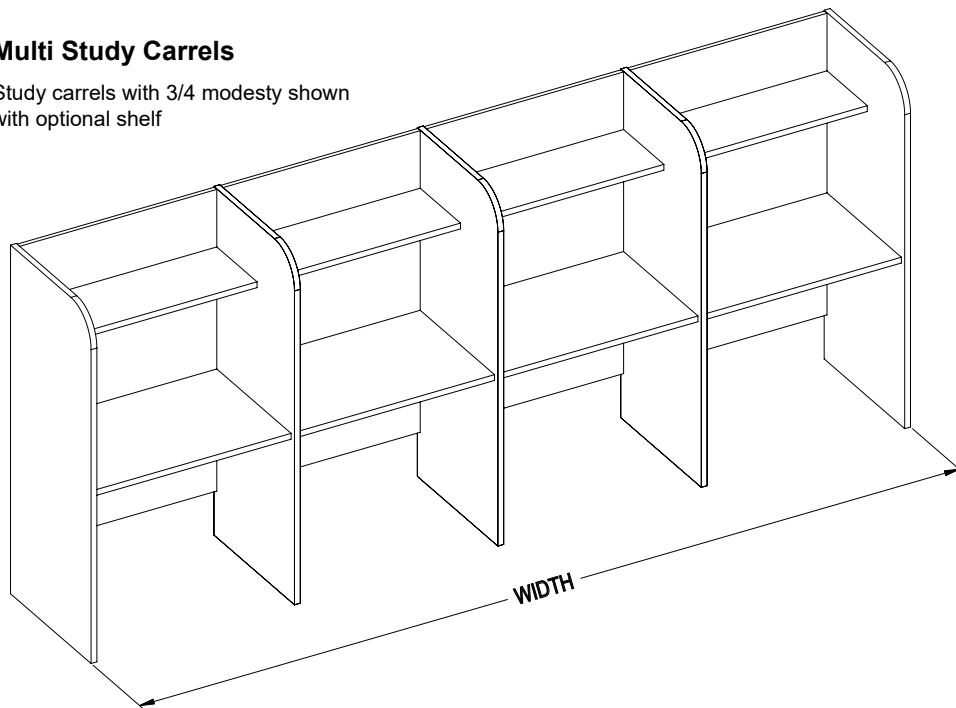
Single Study Carrels



Dimensions apply to both single and multi unit carrels

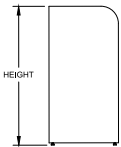
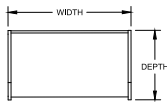

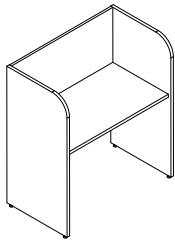
Multi Study Carrels

Study carrels with 3/4 modesty shown with optional shelf



Multi Unit Specs:

- Multi unit carrels share the side gable in between carrels
- Options apply to all carrels, for instance, if CG is specified, all carrels will have a center grommet
- Undersurface grommet pass thru is included by default between the carrels but not on the ends
- When the default power option is specified:
 - The study carrels ship with BRC's product AT1FE (flip up 1 power & 2 USB ports)
 - The power module is always mounted on the right hand side at the back by default
 - Power modules are not gangable; installers must use extension cords if ganging is required



OVERALL SIZE			LAMINATE		FABRIC OPTION ADD ON			
WIDTH	DEPTH	HEIGHT	PRICE M1	PRICE H1	GRADE 0 (G0)	GRADE 1 (G1)	GRADE 2 (G2)	GRADE 3 (G3)
30"	24"	48"	\$1,429	\$1,984	+\$210	+\$297	+\$330	+\$341
36"	24"	48"	\$1,461	\$2,018				
42"	24"	48"	\$1,496	\$2,737				
30"	30"	48"	\$1,521	\$2,773				
36"	30"	48"	\$1,553	\$2,805				
42"	30"	48"	\$1,595	\$2,915				
30"	24"	60"	\$1,595	\$2,950				
36"	24"	60"	\$1,630	\$2,993				
42"	24"	60"	\$1,662	\$2,993				
30"	30"	60"	\$1,688	\$3,028				
36"	30"	60"	\$1,719	\$3,062				
42"	30"	60"	\$1,770	\$3,173				

Features & Specifications



ORDER CODE SAMPLE					
ITEM CODE	WIDTH	DEPTH	HEIGHT	LAMINATE	OPTION
NQ1SN	W30	D24	H48	M1	FM SH PW

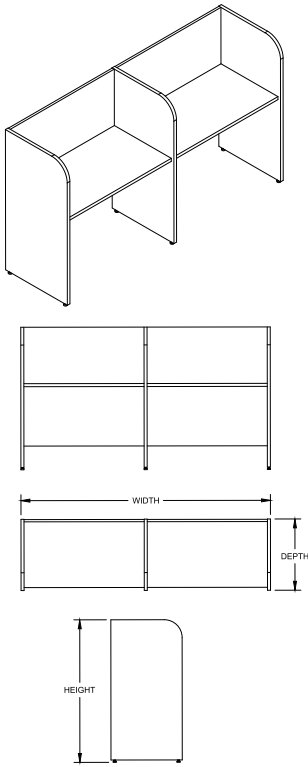
- 1" thick LPL gables and 3/4" thick LPL modesty with 1" leveling
- 3/4 Flush modesty (SM) is standard
- Corner radius on upper front of gable is 4"
- Worksurface height is 29"
- Laminate codes - M1: 1" LPL, H1: 1" HPL (worksurface only)

No Charge Options

- All standard laminate finishes available
- Full modesty panel 'FM'

Optional Extra

- 3" Grommet (AG30A) add code(s) 'GL', 'GC' and/or 'GR', add \$76 per grommet
- Overhead shelf 'SH' add \$89
- Tackboard, add option code 'G0' for Grade 0, 'G1' for Grade 1, 'G2' for Grade 2, 'G3' for Grade 3
- Power module (1 outlet, 2 USB), add code 'PW' and \$494



OVERALL SIZE			LAMINATE		FABRIC OPTION ADD ON			
WIDTH	DEPTH	HEIGHT	PRICE M1	PRICE H1	GRADE 0 (G0)	GRADE 1 (G1)	GRADE 2 (G2)	GRADE 3 (G3)
60	24	48	\$2,683	\$2,892	+\$388	+\$548	+\$609	+\$630
72	24	48	\$2,717	\$2,961				
74	24	48	\$2,751	\$3,010				
60	30	48	\$2,860	\$3,147				
72	30	48	\$2,893	\$3,181				
74	30	48	\$2,936	\$3,216				
60	24	60	\$2,936	\$3,147				
72	24	60	\$2,969	\$3,198				
74	24	60	\$3,002	\$3,266				
60	30	60	\$3,110	\$3,404				
72	30	60	\$3,144	\$3,438				
74	30	60	\$3,194	\$3,474				

Features & Specifications

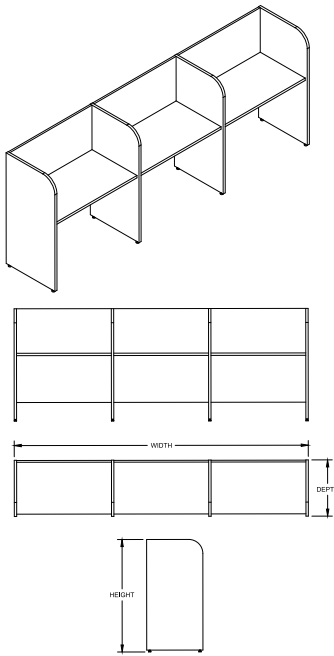
No Charge Options

Optional Extra



ORDER CODE SAMPLE					
ITEM CODE	WIDTH	DEPTH	HEIGHT	LAMINATE	OPTION
NQ2SN	W60	D24	H48	M1	FM SH TK

- 1" thick LPL gables and 3/4" thick LPL modesty with 1" leveling
- 3/4 Flush modesty (SM) is standard
- Corner radius on upper front of gable is 4"
- All inside gables include wire pass at back under the worksurface
- Worksurface height is 29"
- Laminate codes - M1: 1" LPL, H1: 1" HPL (worksurface only)
- All standard laminate finishes available
- Full modesty panel 'FM'
- 3" Grommet (AG30A) add code(s) 'GL', 'GC' and/or 'GR', add \$76 per grommet
- Overhead shelf 'SH' add \$178
- Tackboard, add option code 'G0' for Grade 0, 'G1' for Grade 1, 'G2' for Grade 2, 'G3' for Grade 3
- Power module (1 outlet, 2 USB), add code 'PW' and \$988



OVERALL SIZE			LAMINATE		FABRIC OPTION ADD ON			
WIDTH	DEPTH	HEIGHT	PRICE M1	PRICE H1	GRADE 0 (G0)	GRADE 1 (G1)	GRADE 2 (G2)	GRADE 3 (G3)
90"	24"	48"	\$3,940	\$4,173	+\$562	+\$799	+\$890	+\$917
108"	24"	48"	\$3,973	\$4,224				
126"	24"	48"	\$4,010	\$4,294				
90"	30"	48"	\$4,200	\$4,513				
108"	30"	48"	\$4,234	\$4,547				
126"	30"	48"	\$4,276	\$4,583				
90"	24"	60"	\$4,276	\$4,513				
108"	24"	60"	\$4,309	\$4,565				
126"	24"	60"	\$4,344	\$4,635				
90"	30"	60"	\$4,535	\$4,858				
108"	30"	60"	\$4,566	\$4,891				
126"	30"	60"	\$4,619	\$4,926				

Features & Specifications

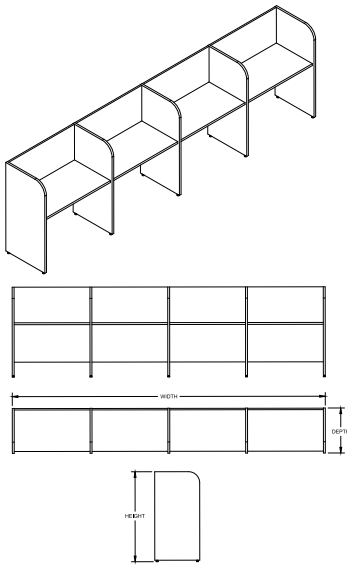
No Charge Options

Optional Extra



ORDER CODE SAMPLE					
ITEM CODE	WIDTH	DEPTH	HEIGHT	LAMINATE	OPTION
NQ3SN	W90	D24	H48	M1	FM SH PW

- 1" thick LPL gables and 3/4" thick LPL modesty with 1" leveling
- 3/4 Flush modesty (SM) is standard
- Corner radius on upper front of gable is 4"
- All inside gables include wire pass at back under the worksurface
- Worksurface height is 29"
- Laminate codes - M1: 1" LPL, H1: 1" HPL (worksurface only)
- All standard laminate finishes available
- Full modesty panel 'FM'
- 3" Grommet (AG30A) add code(s) 'GL', 'GC' and/or 'GR', add \$76 per grommet
- Overhead shelf 'SH' add \$267
- Tackboard, add option code 'G0' for Grade 0, 'G1' for Grade 1, 'G2' for Grade 2, 'G3' for Grade 3
- Power module (1 outlet, 2 USB), add code 'PW' and \$1,370



OVERALL SIZE			LAMINATE		FABRIC OPTION ADD ON			
WIDTH	DEPTH	HEIGHT	PRICE M1	PRICE H1	GRADE 0 (G0)	GRADE 1 (G1)	GRADE 2 (G2)	GRADE 3 (G3)
120"	24"	48"	\$3,761	\$5,130	+\$739	+\$1,049	+\$1,168	+\$1,206
144"	24"	48"	\$5,232	\$5,505				
168"	24"	48"	\$5,265	\$5,575				
120"	30"	48"	\$5,540	\$5,881				
144"	30"	48"	\$5,575	\$5,917				
168"	30"	48"	\$5,618	\$5,950				
120"	24"	60"	\$5,618	\$5,881				
144"	24"	60"	\$5,650	\$5,831				
168"	24"	60"	\$5,683	\$6,003				
120"	30"	60"	\$5,960	\$6,312				
144"	30"	60"	\$5,993	\$6,345				
168"	30"	60"	\$6,042	\$6,379				

Features & Specifications

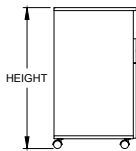
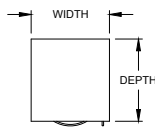

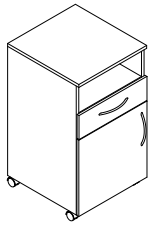
No Charge Options

Optional Extra



ORDER CODE SAMPLE					
ITEM CODE	WIDTH	DEPTH	HEIGHT	LAMINATE	OPTION
NQ4SN	W120	D24	H48	M1	FM SH PW

- Gables are 1" thick LPL and modesty is 3/4" thick LPL construction with one inch of leveling
- 3/4 Flush modesty (SM) is standard
- Corner radius on upper front of gable is 4"
- All inside gables include wire pass at back under the worksurface
- Worksurface height is 29"
- Laminate codes - M1: 1" LPL, H1: 1" HPL (worksurface only)
- All standard laminate finishes available
- Full modesty panel 'FM'
- 3" Grommet (AG30A) add code(s) 'GL', 'GC' and/or 'GR', add \$76 per grommet
- Overhead shelf 'SH' add \$355
- Tackboard, add option code 'G0' for Grade 0, 'G1' for Grade 1, 'G2' for Grade 2, 'G3' for Grade 3
- Power module (1 outlet, 2 USB), add code 'PW' and \$1,975



OVERALL SIZE			LAMINATE	
WIDTH	DEPTH	HEIGHT	PRICE M1	PRICE H1
15.75"	21"	36"	\$1,009	\$1,246

Features & Specifications

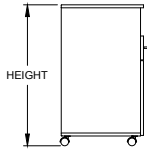
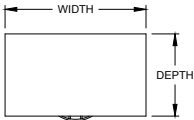
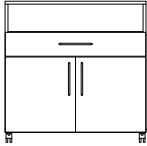
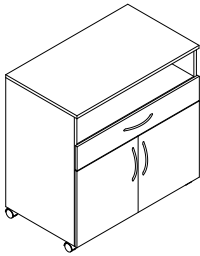
No Charge Options

Optional Extra



ORDER CODE SAMPLE							
ITEM CODE	WIDTH	DEPTH	HEIGHT	LAMINATE	HAND	LOCK	OPTION
NGSCM	W15.75	D21	H36	M1	HL	LBB	HF

- 3/4" Thick LPL case construction
 - One pencil tray included
 - Includes lock(s)
 - Laminate codes - M1: 1" LPL, H1: 1" HPL (top only)
 - Specify handedness hinged left 'HL' or hinged right 'HR' when ordering
-
- All standard laminate finishes available
 - Specify lock option: BRC standard black 'LBB', silver 'LBS'
-
- High pressure drawer and door fronts add code 'HF' and add \$187



OVERALL SIZE			LAMINATE	
WIDTH	DEPTH	HEIGHT	PRICE <i>M1</i>	PRICE <i>H1</i>
24"	21"	36"	\$1,697	\$1,938
30"	21"	36"	\$1,951	\$2,228
36"	21"	36"	\$2,242	\$2,561



ORDER CODE SAMPLE						
ITEM CODE	WIDTH	DEPTH	HEIGHT	LAMINATE	LOCK	OPTION
NGSWM	W30	D21	H36	<i>M1</i>	<i>LBB</i>	<i>HF</i>

Features & Specifications

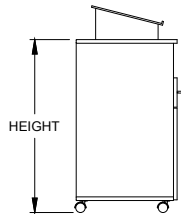
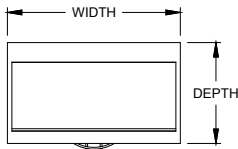
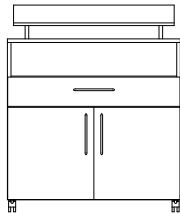
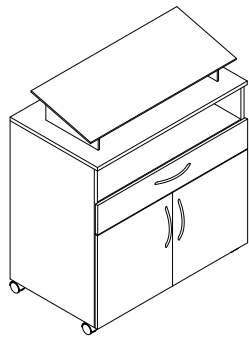
- 3/4" Thick LPL case construction
- Includes lock(s)
- Laminate codes - *M1*: 1" LPL, *H1*: 1" HPL (top only)

No Charge Options

- All standard laminate finishes available
- Specify lock option: BRC standard black '*LBB*', silver '*LBS*'

Optional Extra

- High pressure drawer and door fronts add code '*HF*' and add \$278



OVERALL SIZE			LAMINATE	
WIDTH	DEPTH	HEIGHT	PRICE <i>M1</i>	PRICE <i>H1</i>
30"	21"	30"	\$2,389	\$2,400
36"	21"	36"	\$2,980	\$3,221



ORDER CODE SAMPLE						
ITEM CODE	WIDTH	DEPTH	HEIGHT	LAMINATE	LOCK	OPTION
NGSLM	W30	D21	H30	<i>M1</i>	<i>LBB</i>	<i>HF</i>

Features & Specifications

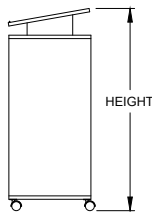
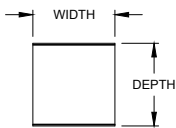

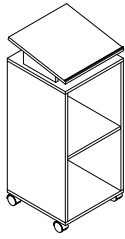
- 3/4" Thick LPL case construction
- Includes lock(s)
- Removable angled lectern shelf included; stores inside cabinet
- Angled shelf adds 8" to overall height
- Laminate codes - *M1*: 1" LPL, *H1*: 1" HPL (lectern & case)

No Charge Options

- All standard laminate finishes available
- Specify lock option: BRC standard black '*LBB*', silver '*LBS*'

Optional Extra

- High pressure drawer and door fronts add code '*HF*' and add \$278



Features & Specifications

No Charge Options

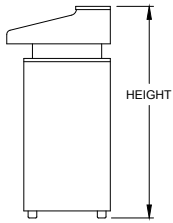
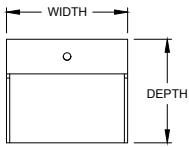
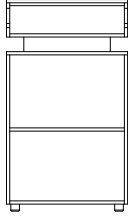
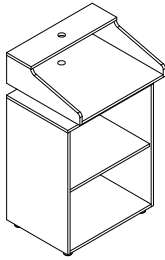
OVERALL SIZE			LAMINATE	
WIDTH	DEPTH	HEIGHT	PRICE <i>M1</i>	PRICE <i>H1</i>
18"	18"	44"	\$1,500	\$2,403



ORDER CODE SAMPLE				
ITEM CODE	WIDTH	DEPTH	HEIGHT	LAMINATE
NGLCM	W18	D18	H44	<i>M1</i>

- 3/4" Thick LPL case construction
- One 3/4" thick fixed shelf in storage space
- Laminate codes - *M1*: 1" LPL, *H1*: 1" HPL (top only)

- All standard laminate finishes available



OVERALL SIZE			LAMINATE	
WIDTH	DEPTH	HEIGHT	PRICE <i>M1</i>	PRICE <i>H1</i>
28"	24"	49"	\$2,520	\$4,201

Features & Specifications

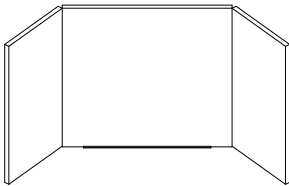
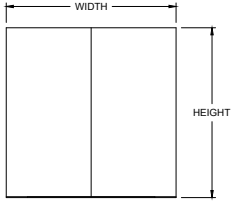
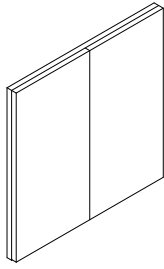
No Charge Options



ORDER CODE SAMPLE				
ITEM CODE	WIDTH	DEPTH	HEIGHT	LAMINATE
NGLTZ	W28	D24	H49	<i>M1</i>

- 3/4" Thick LPL case construction with one inch of leveling
- Two 3/4" thick adjustable shelves in storage space
- Laminate codes - *M1*: 1" LPL, *H1*: 1" HPL (top only)

- All standard laminate finishes available



OVERALL SIZE				FABRIC			
WIDTH	HEIGHT	REGULAR SURFACE <i>R</i>	MAGNETIC SURFACE <i>M</i>	<i>G0</i>	<i>G1,2,3</i>	<i>G4</i>	<i>G5</i>
36"	36"	\$2,249	\$4,202	+0	+95	+144	+211
42"	42"	\$2,359	\$4,354	+0	+102	+158	+239
48"	48"	\$2,477	\$4,522	+0	+109	+173	+269



ORDER CODE SAMPLE				
ITEM CODE	WIDTH	HEIGHT	SURFACE	OPTION
NVBCN	W36	H36	<i>R</i>	<i>G1</i>

Features & Specifications

- 3/4" Thick LPL case construction
- Left door, tackboard; center, whiteboard & marker tray; right door, flip chart
- Regular non-magnetic surface '*R*' is standard
- Dry erase markers and eraser included with grey plastic marker tray
- French cleats included for wall mounting

No Charge Options


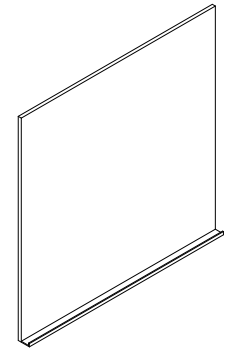
Optional Extra

- All standard laminate finishes available
- List price includes COM fabric only
- To specify BRC standard fabric, add code and price: Grade 1 '*G1*', Grade 2 '*G2*' or Grade 3 '*G3*'. Refer to the fabric specification page at the front of this book for further details
- Magnetic Front Surface '*M*', see chart for pricing



SPECIAL NOTES

- BRC Does not warranty material, construction or labour on materials that are not supplied by BRC.
- This product must be secured to the inner wall structure. Securing to metal wall studs is not advised unless additional support has been added.



OVERALL SIZE			
WIDTH	HEIGHT	REGULAR SURFACE <i>R</i>	MAGNETIC SURFACE <i>M</i>
36"	36"	\$1,721	\$3,467
42"	42"	\$1,783	\$3,552
48"	48"	\$1,839	\$3,631

Features & Specifications



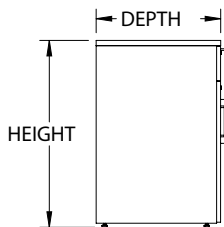
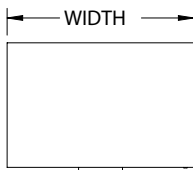
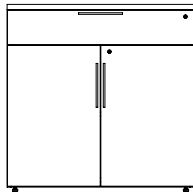
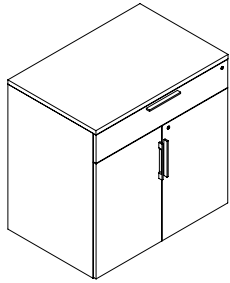
ORDER CODE SAMPLE			
ITEM CODE	WIDTH	HEIGHT	SURFACE
NVWBN	W36	H36	<i>M</i>

Optional Extra



SPECIAL NOTES

- 3/4" Thick LPL case construction
- Regular non-magnetic surface '*R*' is standard
- Dry erase markers and eraser included with grey plastic marker tray
- French cleats included for wall mounting
- Magnetic Surface '*M*', see chart for pricing
- Wall cleats must be secured to wood studs; metal studs not recommended without additional support



OVERALL SIZE			LAMINATE	
WIDTH	DEPTH	HEIGHT	PRICE M1	PRICE H1
30"	20"	36"	\$1,951	\$2,281
30"	24"	36"	\$2,034	\$2,359
36"	20"	36"	\$2,042	\$2,367
36"	24"	36"	\$2,121	\$2,444

Features & Specifications



ORDER CODE SAMPLE						
ITEM CODE	WIDTH	DEPTH	HEIGHT	LAMINATE	LOCK	OPTION
NGCCZ	W30	D20	H36	M1	LBB	HF

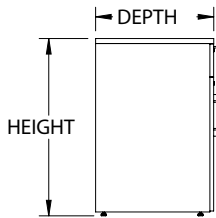
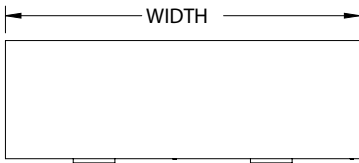
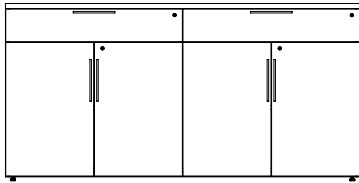
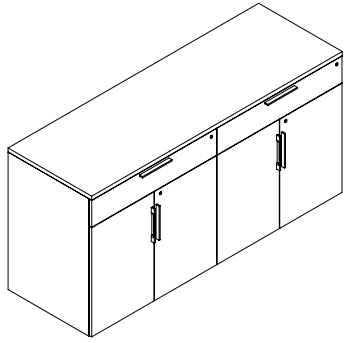
- 3/4" Thick LPL case construction with one inch of leveling
- Includes lock(s)
- One 3/4" thick adjustable shelf in storage space
- Laminate codes - M1: 1" LPL, H1: 1" HPL (top only)

No Charge Options

- All standard laminate finishes available
- Specify lock option: BRC standard black 'LBB', silver 'LBS'

Optional Extra

- High pressure drawer and door fronts add code 'HF' and add \$278



OVERALL SIZE			LAMINATE	
WIDTH	DEPTH	HEIGHT	PRICE M1	PRICE H1
60"	20"	36"	\$3,788	\$4,087
60"	24"	36"	\$3,836	\$4,135
72"	20"	36"	\$3,962	\$4,262
72"	24"	36"	\$4,024	\$4,325

Features & Specifications

No Charge Options

Optional Extra

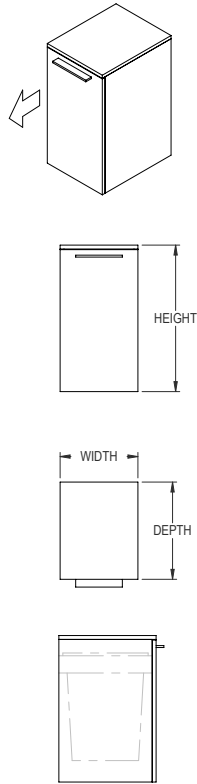


ORDER CODE SAMPLE						
ITEM CODE	WIDTH	DEPTH	HEIGHT	LAMINATE	LOCK	OPTION
NGCLZ	W60	D20	H36	M1	LBB	HF

- 3/4" Thick LPL case construction with one inch of leveling
- Includes lock(s)
- One 3/4" thick adjustable shelf per storage space
- Laminate codes - M1: 1" LPL, H1: 1" HPL (top only)
- Drawers are reinforced on serving credenzas

- All standard laminate finishes available
- Specify lock option: BRC standard black 'LBB', silver 'LBS'

- High pressure drawer and door fronts add code 'HF' and add \$557



OVERALL SIZE				LAMINATE	
WIDTH	DEPTH	HEIGHT	BIN VOLUME	PRICE M1	PRICE H1
15	18.75	22.25	7 Gal	\$956	\$1,061
15	24	22.25	7 Gal	\$1,011	\$1,116
24	18.75	22.25	7 Gal	\$1,066	\$1,170
24	24	22.25	7 Gal	\$1,121	\$1,225
15	24	29	10 Gal	\$1,066	\$1,170
24	18.75	29	10 Gal	\$1,121	\$1,225
24	24	29	10 Gal	\$1,177	\$1,280



ORDER CODE SAMPLE					
ITEM CODE	WIDTH	DEPTH	HEIGHT	LAMINATE	OPTION
NN1PZ	W15	D24	H22.25	M1	HF

Features & Specifications

- 3/4" Thick LPL case construction with one inch of leveling
- Product does not include lock or decals
- Includes removable waste bin(s), grey or blue color option, refer to size chart for bin volume
- Laminate codes - M1: 1" LPL, H1: 1" HPL (top only)

No Charge Options

- All standard laminate finishes available

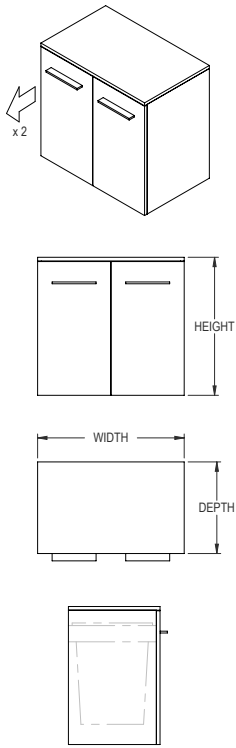
Optional Extra

- High pressure drawer front add code 'HF' and add \$94
- Add option code 'SN' and \$65 per each sign required; Indicate signage term and/or symbol at time of order; signage applied at time of installation



SPECIAL NOTES

- This storage product must be secured or ganged to an additional support structure (eg: wall, adjacent cabinet)



OVERALL SIZE					
WIDTH	DEPTH	HEIGHT	BIN VOLUME	PRICE M1	PRICE H1
30	18.75	22	7 Gal	\$2,018	\$2,123
30	24	22	7 Gal	\$2,073	\$2,178
36	18.75	22	7 Gal	\$2,073	\$2,178
36	24	22	7 Gal	\$2,128	\$2,233
42	18.75	22	7 Gal	\$2,128	\$2,233
42	24	22	7 Gal	\$2,186	\$2,289
30	24	28.75	10 Gal	\$2,128	\$2,233
36	18.75	28.75	10 Gal	\$2,186	\$2,289
36	24	28.75	10 Gal	\$2,241	\$2,345
42	18.75	28.75	10 Gal	\$2,296	\$2,400
42	24	28.75	10 Gal	\$2,351	\$2,455

Features & Specifications

- 3/4" Thick LPL case construction with one inch of leveling
- Product does not include lock or decals
- Includes removable waste bin(s), grey or blue color option, refer to size chart for bin volume
- Laminate codes - M1: 1" LPL, H1: 1" HPL (top only)

No Charge Options

- All standard laminate finishes available

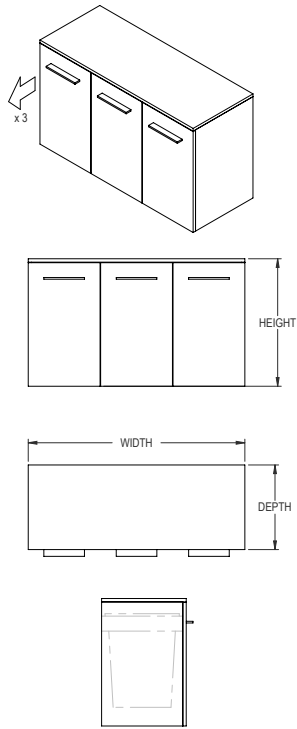
Optional Extra

- High pressure drawer fronts add code 'HF' and add \$187
- Add option code 'SN' and \$65 per each sign required; Indicate signage term and/or symbol at time of order; signage applied at time of installation



SPECIAL NOTES

- This storage product must be secured or ganged to an additional support structure (eg: wall, adjacent cabinet)



OVERALL SIZE					
WIDTH	DEPTH	HEIGHT	BIN VOLUME	PRICE M1	PRICE H1
60	18.75	22	7 Gal	\$3,084	\$3,286
60	24	22	7 Gal	\$3,139	\$3,341
66	18.75	22	7 Gal	\$3,194	\$3,396
66	24	22	7 Gal	\$3,250	\$3,451
72	18.75	22	7 Gal	\$3,305	\$3,506
72	24	22	7 Gal	\$3,361	\$3,562
60	18.75	28.75	10 Gal	\$3,139	\$3,341
60	24	28.75	10 Gal	\$3,194	\$3,396
66	18.75	28.75	10 Gal	\$3,250	\$3,451
66	24	28.75	10 Gal	\$3,305	\$3,506
72	18.75	28.75	10 Gal	\$3,361	\$3,562
72	24	28.75	10 Gal	\$3,416	\$3,618

Features & Specifications

No Charge Options

Optional Extra

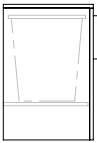
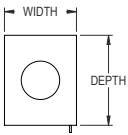
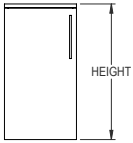



SPECIAL NOTES



ORDER CODE SAMPLE					
ITEM CODE	WIDTH	DEPTH	HEIGHT	LAMINATE	OPTION
NN3PZ	W60	D24	H22.25	M1	HF

- 3/4" Thick LPL case construction with one inch of leveling
- Product does not include lock or decals
- Includes removable waste bin(s), grey or blue color option, refer to size chart for bin volume
- Laminate codes - M1: 1" LPL, H1: 1" HPL (top only)
- All standard laminate finishes available
- High pressure drawer fronts add code 'HF' and add \$278
- Add option code 'SN' and \$65 per each sign required; Indicate signage term and/or symbol at time of order; signage applied at time of installation
- This storage product must be secured or ganged to an additional support structure (eg: wall, adjacent cabinet)



HINGED LEFT SHOWN

OVERALL SIZE				LAMINATE	
WIDTH	DEPTH	HEIGHT	BIN VOLUME	PRICE M1	PRICE H1
15	18.75	22.25	7 Gal	\$1,039	\$1,142
15	24	22.25	7 Gal	\$1,094	\$1,197
15	18.75	29	10 Gal	\$1,094	\$1,197
15	24	29	10 Gal	\$1,149	\$1,253
15	18.75	42	10 Gal	\$1,291	\$1,394
15	24	42	10 Gal	\$1,346	\$1,449

Features & Specifications

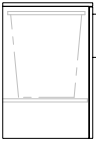
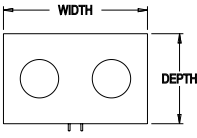
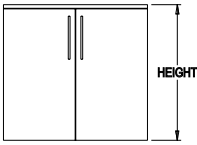
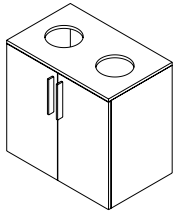


ORDER CODE SAMPLE						
ITEM CODE	WIDTH	DEPTH	HEIGHT	LAMINATE	HAND	OPTION
NN1TZ	W15	D24	H36	M1	HL	HF

No Charge Options

Optional Extra

- 3/4" Thick LPL case construction with one inch of leveling
 - Product does not include lock or decals
 - Includes removable waste bin(s), grey or blue color option, refer to size chart for bin volume
 - Top ring is stainless steel 8" diameter
 - Laminate codes - M1: 1" LPL, H1: 1" HPL (top only)
 - Specify hinged left 'HL' or hinged right 'HR' when ordering
-
- All standard laminate finishes available
-
- High pressure drawer front add code 'HF' and add \$94
 - Add option code 'SN' and \$65 per each sign required; Indicate signage term and/or symbol at time of order; signage applied at time of installation



OVERALL SIZE					
WIDTH	DEPTH	HEIGHT	BIN VOLUME	PRICE M1	PRICE H1
30	18.75	22	7 Gal	\$1,963	\$2,068
30	24	22	7 Gal	\$2,073	\$2,178
36	18.75	22	7 Gal	\$2,018	\$2,123
36	24	22	7 Gal	\$2,128	\$2,233
30	18.75	28.75	10 Gal	\$2,018	\$2,123
30	24	28.75	10 Gal	\$2,128	\$2,233
36	18.75	28.75	10 Gal	\$2,073	\$2,178
36	24	28.75	10 Gal	\$2,186	\$2,289
30	18.75	35.75	10 Gal	\$2,216	\$2,319
30	24	35.75	10 Gal	\$2,327	\$2,432
36	18.75	35.75	10 Gal	\$2,272	\$2,377
36	24	35.75	10 Gal	\$2,382	\$2,487

Features & Specifications



ORDER CODE SAMPLE					
ITEM CODE	WIDTH	DEPTH	HEIGHT	LAMINATE	OPTION
NN2TZ	W30	D24	H36	M1	HF

- 3/4" Thick LPL case construction with one inch of leveling
- Product does not include lock or decals
- Includes removable waste bin(s), grey or blue color option, refer to size chart for bin volume
- Top ring is stainless steel 8" diameter
- Laminate codes - M1: 1" LPL, H1: 1" HPL (top only)

No Charge Options

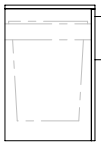
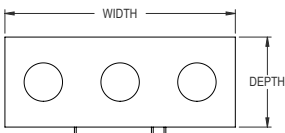
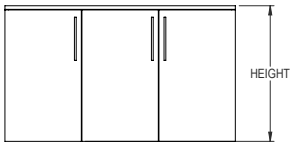
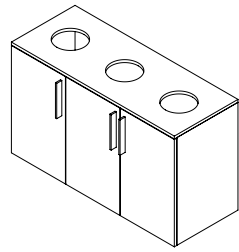
- All standard laminate finishes available

Optional Extra

- High pressure drawer fronts add code 'HF' and add \$187
- Add option code 'SN' and \$65 per each sign required; Indicate signage term and/or symbol at time of order; signage applied at time of installation

Three Bin Open Top Waste Cabinet

NN3TZ



OVERALL SIZE					
WIDTH	DEPTH	HEIGHT	BIN VOLUME	PRICE M1	PRICE H1
48	18.75	22	7 Gal	\$2,963	\$3,165
48	24	22	7 Gal	\$3,019	\$3,221
54	18.75	22	7 Gal	\$3,019	\$3,221
54	24	22	7 Gal	\$3,074	\$3,278
48	18.75	28.75	10 Gal	\$3,019	\$3,221
48	24	28.75	10 Gal	\$3,074	\$3,278
54	18.75	28.75	10 Gal	\$3,074	\$3,278
54	24	28.75	10 Gal	\$3,129	\$3,333
48	18.75	35.75	10 Gal	\$3,216	\$3,420
48	24	35.75	10 Gal	\$3,271	\$3,475
54	18.75	35.75	10 Gal	\$3,271	\$3,475
54	24	35.75	10 Gal	\$3,326	\$3,531

Features & Specifications

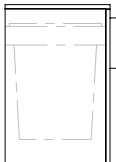
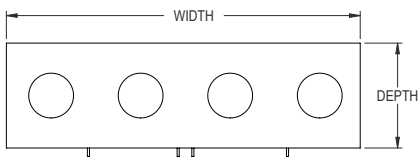
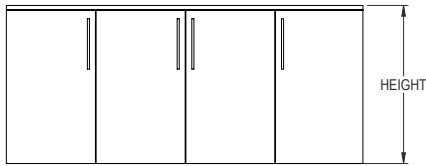
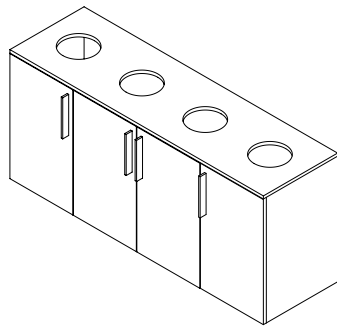
No Charge Options

Optional Extra



ORDER CODE SAMPLE					
ITEM CODE	WIDTH	DEPTH	HEIGHT	LAMINATE	OPTION
NN3TZ	W48	D24	H29	M1	HF

- 3/4" Thick LPL case construction with one inch of leveling
 - Product does not include lock or decals
 - Includes removable waste bin(s), grey or blue color option, refer to size chart for bin volume
 - Top ring is stainless steel 8" diameter
 - Laminate codes - M1: 1" LPL, H1: 1" HPL (top only)
-
- All standard laminate finishes available
-
- High pressure drawer fronts add code 'HF' and add \$278
 - Add option code 'SN' and \$65 per each sign required; Indicate signage term and/or symbol at time of order; signage applied at time of installation



OVERALL SIZE					
WIDTH	DEPTH	HEIGHT	BIN VOLUME	PRICE M1	PRICE H1
54	18.75	22.25	7 Gal	\$3,834	\$4,038
54	24	22.25	7 Gal	\$3,889	\$4,093
60	18.75	22.25	7 Gal	\$3,889	\$4,093
60	24	22.25	7 Gal	\$3,944	\$4,148
66	18.75	22.25	7 Gal	\$3,944	\$4,148
66	24	22.25	7 Gal	\$3,999	\$4,203
72	18.75	22.25	7 Gal	\$3,999	\$4,203
72	24	22.25	7 Gal	\$4,056	\$4,259
60	18.75	29	10 Gal	\$3,944	\$4,148
60	24	29	10 Gal	\$3,999	\$4,203
66	18.75	29	10 Gal	\$3,999	\$4,203
66	24	29	10 Gal	\$4,056	\$4,259
72	18.75	29	10 Gal	\$4,056	\$4,259
72	24	29	10 Gal	\$4,112	\$4,315
60	18.75	36	10 Gal	\$4,144	\$4,346
60	24	36	10 Gal	\$4,199	\$4,401
66	18.75	36	10 Gal	\$4,199	\$4,401
66	24	36	10 Gal	\$4,254	\$4,456
72	18.75	36	10 Gal	\$4,254	\$4,456
72	24	36	10 Gal	\$4,309	\$4,511

Features & Specifications



ORDER CODE SAMPLE					
ITEM CODE	WIDTH	DEPTH	HEIGHT	LAMINATE	OPTION
NN4TZ	W60	D24	H29	M1	HF

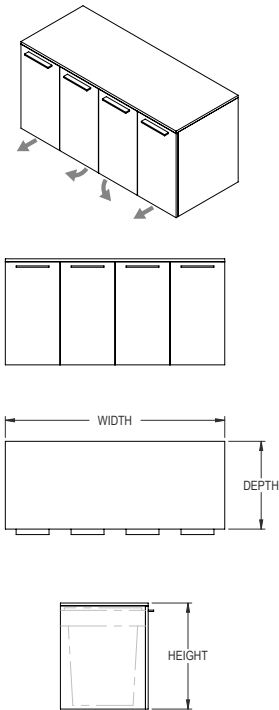
- 3/4" Thick LPL case construction with one inch of leveling
- Product does not include lock or decals
- Includes removable waste bin(s), grey or blue color option, refer to size chart for bin volume
- Top ring is stainless steel 8" diameter
- Laminate codes - M1: 1" LPL, H1: 1" HPL (top only)

No Charge Options

- All standard laminate finishes available

Optional Extra

- High pressure drawer fronts add code 'HF' and add \$278
- Add option code 'SN' and \$65 per each sign required; Indicate signage term and/or symbol at time of order; signage applied at time of installation



OVERALL SIZE					
WIDTH	DEPTH	HEIGHT	BIN VOLUME	PRICE M1	PRICE H1
72	18.75	22	7 Gal	\$3,361	\$3,715
72	24	22	7 Gal	\$3,416	\$3,770
78	18.75	22	7 Gal	\$3,416	\$3,770
78	24	22	7 Gal	\$3,472	\$3,827
84	18.75	22	7 Gal	\$3,472	\$3,827
84	24	22	7 Gal	\$3,528	\$3,882
72	18.75	28.75	10 Gal	\$3,416	\$3,770
72	24	28.75	10 Gal	\$3,472	\$3,827
78	18.75	28.75	10 Gal	\$3,472	\$3,827
78	24	28.75	10 Gal	\$3,528	\$3,882
84	18.75	28.75	10 Gal	\$3,528	\$3,882
84	24	28.75	10 Gal	\$3,582	\$3,938

Features & Specifications

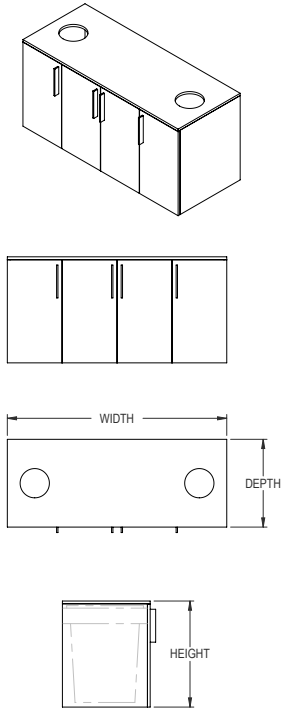
No Charge Options

Optional Extra



ORDER CODE SAMPLE					
ITEM CODE	WIDTH	DEPTH	HEIGHT	LAMINATE	OPTION
NNPCZ	W60	D24	H29	M1	HF

- 3/4" Thick LPL case construction with one inch of leveling
- Product does not include lock or decals
- Includes removable waste bin(s), grey or blue color option, refer to size chart for bin volume, one on each end
- One 3/4" thick adjustable shelf in storage space
- Handles are oriented together at top across all doors for consistency
- Laminate codes - M1: 1" LPL, H1: 1" HPL (top only)
- All standard laminate finishes available
- High pressure drawer and door fronts add code 'HF' and add \$371
- Add option code 'SN' and \$65 per each sign required; Indicate signage term and/or symbol at time of order; signage applied at time of installation



OVERALL SIZE				LAMINATE	
WIDTH	DEPTH	HEIGHT	BIN VOLUME	PRICE M1	PRICE H1
60	18.75	22.25	7 Gal	\$3,606	\$3,808
60	24	22.25	7 Gal	\$3,661	\$3,864
66	18.75	22.25	7 Gal	\$3,661	\$3,864
66	24	22.25	7 Gal	\$3,716	\$3,919
72	18.75	22.25	7 Gal	\$3,716	\$3,919
72	24	22.25	7 Gal	\$3,773	\$3,974
84	18.75	22.25	7 Gal	\$3,773	\$3,974
84	24	22.25	7 Gal	\$3,828	\$4,030
60	18.75	29	10 Gal	\$3,661	\$3,864
60	24	29	10 Gal	\$3,716	\$3,919
66	18.75	29	10 Gal	\$3,716	\$3,919
66	24	29	10 Gal	\$3,773	\$3,974
72	18.75	29	10 Gal	\$3,773	\$3,974
72	24	29	10 Gal	\$3,828	\$4,030
84	18.75	29	10 Gal	\$3,828	\$4,030
84	24	29	10 Gal	\$3,883	\$4,085
60	18.75	36	10 Gal	\$3,858	\$4,062
60	24	36	10 Gal	\$3,914	\$4,117
66	18.75	36	10 Gal	\$3,914	\$4,117
66	24	36	10 Gal	\$3,970	\$4,173
72	18.75	36	10 Gal	\$3,970	\$4,173
72	24	36	10 Gal	\$4,025	\$4,228

Features & Specifications



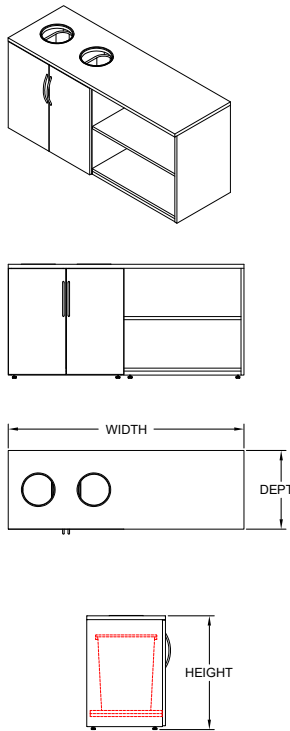
ORDER CODE SAMPLE					
ITEM CODE	WIDTH	DEPTH	HEIGHT	LAMINATE	OPTION
NNTCZ	W60	D24	H36	M1	HF

- 3/4" Thick LPL case construction with one inch of leveling
- Product does not include lock or decals
- Includes removable waste bin(s), grey or blue color option, refer to size chart for bin volume, one on each end
- One 3/4" thick adjustable shelf in storage space
- Two left doors are hinged left, two right doors are hinged right only
- Top ring is stainless steel 8" diameter
- Laminate codes - M1: 1" LPL, H1: 1" HPL (top only)

No Charge Options

Optional Extra

- All standard laminate finishes available
- High pressure drawer and door fronts add code 'HF' and add \$371
- Add option code 'SN' and \$65 per each sign required; Indicate signage term and/or symbol at time of order; signage applied at time of installation



OVERALL SIZE						LAMINATE	
WIDTH	DEPTH	HEIGHT	BIN SIZE	WASTE WIDTH	STORAGE WIDTH	PRICE M1	PRICE H1
54	18.75	22.25	7 Gal	30	24	\$2,744	\$2,947
54	24	22.25	7 Gal	30	24	\$2,901	\$3,104
60	18.75	22.25	7 Gal	30	30	\$2,769	\$2,970
60	24	22.25	7 Gal	30	30	\$2,923	\$3,127
66	18.75	22.25	7 Gal	30	36	\$2,790	\$2,992
66	24	22.25	7 Gal	30	36	\$2,949	\$3,152
72	18.75	22.25	7 Gal	36	36	\$2,845	\$3,048
72	24	22.25	7 Gal	36	36	\$3,004	\$3,208
60	18.75	29	10 Gal	30	30	\$3,119	\$3,321
60	24	29	10 Gal	30	30	\$3,260	\$3,462
66	18.75	29	10 Gal	30	36	\$3,149	\$3,351
66	24	29	10 Gal	30	36	\$3,286	\$3,488
72	18.75	29	10 Gal	36	36	\$3,204	\$3,407
72	24	29	10 Gal	36	36	\$3,341	\$3,544
60	18.75	36	10 Gal	30	30	\$3,316	\$3,518
60	24	36	10 Gal	30	30	\$3,457	\$3,660
66	18.75	36	10 Gal	30	36	\$3,345	\$3,549
66	24	36	10 Gal	30	36	\$3,482	\$3,686
72	18.75	36	10 Gal	36	36	\$3,400	\$3,604
72	24	36	10 Gal	36	36	\$3,536	\$3,740

Features & Specifications

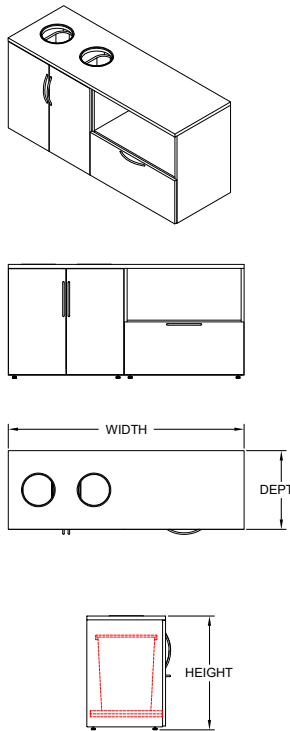
No Charge Options

Optional Extra



ORDER CODE SAMPLE						
ITEM CODE	WIDTH	DEPTH	HEIGHT	LAMINATE	HAND	OPTION
NNOCZ	W60	D24	H29	M1	R	HF

- 3/4" Thick LPL case construction with one inch of leveling
 - Product does not include lock or decals
 - Includes removable waste bin(s), black, grey or blue color option, refer to size chart for bin volume
 - Two 3/4" thick adjustable shelves in open storage space at 36" height; one at 29" height
 - Top ring is stainless steel 8" diameter
 - Laminate codes - M1: 1" LPL, H1: 1" HPL (top only)
 - Specify handedness left 'L' or right 'R' when ordering
-
- All standard laminate finishes available
 - High pressure drawer and door fronts add code 'HF' and add \$187
 - Add option code 'SN' and \$65 per each sign required; Indicate signage term and/or symbol at time of order; signage applied at time of installation



OVERALL SIZE						LAMINATE	
WIDTH	DEPTH	HEIGHT	BIN SIZE	WASTE WIDTH	STORAGE WIDTH	PRICE M1	PRICE H1
54	18.75	22.25	7 Gal	30	24	\$2,895	\$3,098
54	24	22.25	7 Gal	30	24	\$3,029	\$3,233
60	18.75	22.25	7 Gal	30	30	\$2,936	\$3,139
60	24	22.25	7 Gal	30	30	\$3,127	\$3,329
66	18.75	22.25	7 Gal	30	36	\$2,981	\$3,183
66	24	22.25	7 Gal	30	36	\$3,167	\$3,371
72	18.75	22.25	7 Gal	36	36	\$3,036	\$3,238
72	24	22.25	7 Gal	36	36	\$3,223	\$3,426
60	18.75	29	10 Gal	30	30	\$2,991	\$3,194
60	24	29	10 Gal	30	30	\$3,182	\$341
66	18.75	29	10 Gal	30	36	\$3,036	\$3,238
66	24	29	10 Gal	30	36	\$3,223	\$3,426
72	18.75	29	10 Gal	36	36	\$3,091	\$3,293
72	24	29	10 Gal	36	36	\$3,279	\$3,481
60	18.75	36	10 Gal	30	30	\$3,190	\$3,393
60	24	36	10 Gal	30	30	\$3,379	\$3,583
66	18.75	36	10 Gal	30	36	\$3,234	\$3,437
66	24	36	10 Gal	30	36	\$3,421	\$3,623
72	18.75	36	10 Gal	36	36	\$3,289	\$3,492
72	24	36	10 Gal	36	36	\$3,476	\$3,678

Features & Specifications

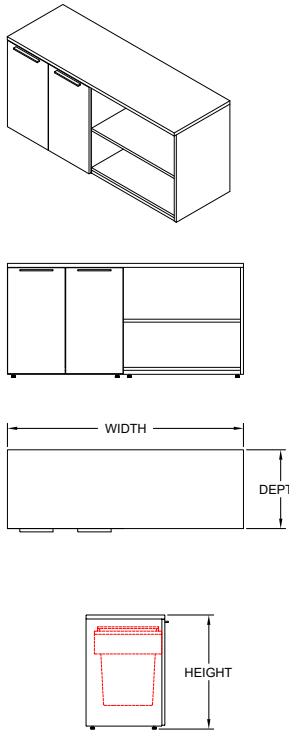
No Charge Options

Optional Extra



ORDER CODE SAMPLE						
ITEM CODE	WIDTH	DEPTH	HEIGHT	LAMINATE	HAND	OPTION
NNODZ	W60	D24	H29	M1	R	HF

- 3/4" Thick LPL case construction with one inch of leveling
 - Product does not include lock or decals
 - Includes removable waste bin(s), black, grey or blue color option, refer to size chart for bin volume
 - One 3/4" thick adjustable shelf in storage space at 36" height
 - Top ring is stainless steel 8" diameter
 - Laminate codes - M1: 1" LPL, H1: 1" HPL (top only)
 - Specify handedness left 'L' or right 'R' when ordering
-
- All standard laminate finishes available
 - High pressure drawer and door fronts add code 'HF' and add \$278
 - Add option code 'SN' and \$65 per each sign required; Indicate signage term and/or symbol at time of order; signage applied at time of installation



OVERALL SIZE						LAMINATE	
WIDTH	DEPTH	HEIGHT	BIN SIZE	WASTE WIDTH	STORAGE WIDTH	PRICE M1	PRICE H1
54	18.75	22.25	7 Gal	30	24	\$2,798	\$3,001
54	24	22.25	7 Gal	30	24	\$2,901	\$3,104
60	18.75	22.25	7 Gal	30	30	\$2,824	\$3,026
60	24	22.25	7 Gal	30	30	\$2,923	\$3,127
66	18.75	22.25	7 Gal	30	36	\$2,845	\$3,048
66	24	22.25	7 Gal	30	36	\$2,949	\$3,152
72	18.75	22.25	7 Gal	36	36	\$2,901	\$3,104
72	24	22.25	7 Gal	36	36	\$3,004	\$3,208
60	18.75	29	10 Gal	30	30	\$3,177	\$3,379
60	24	29	10 Gal	30	30	\$3,260	\$3,462
66	18.75	29	10 Gal	30	36	\$3,207	\$3,409
66	24	29	10 Gal	30	36	\$3,286	\$3,488
72	18.75	29	10 Gal	36	36	\$3,315	\$3,517
72	24	29	10 Gal	36	36	\$3,395	\$3,598

Features & Specifications



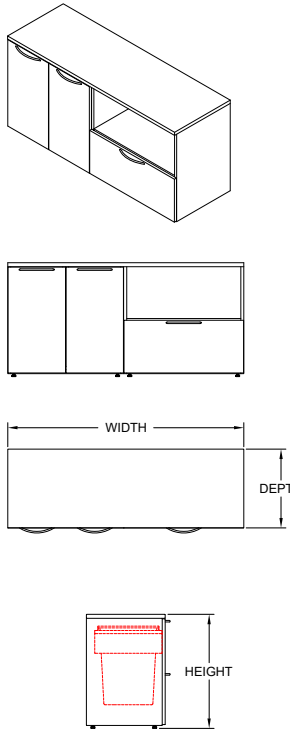
ORDER CODE SAMPLE						
ITEM CODE	WIDTH	DEPTH	HEIGHT	LAMINATE	HAND	OPTION
NNPOZ	W60	D24	H29	M1	R	HF

No Charge Options

Optional Extra

- 3/4" Thick LPL case construction with one inch of leveling
 - Product does not include lock or decals
 - Includes removable waste bin(s), black, grey or blue color option, refer to size chart for bin volume
 - Two 3/4" thick adjustable shelves in open storage space at 36" height; one at 29" height
 - Laminate codes - M1: 1" LPL, H1: 1" HPL (top only)
 - Specify handedness left 'L' or right 'R' when ordering
-
- All standard laminate finishes available
-
- High pressure drawer and door fronts add code 'HF' and add \$187
 - Add option code 'SN' and \$65 per each sign required; Indicate signage term and/or symbol at time of order; signage applied at time of installation

Dual Pull Out Waste Bin with Open Storage Credenza w/ Drawer NNBOZ



OVERALL SIZE						LAMINATE	
WIDTH	DEPTH	HEIGHT	BIN SIZE	WASTE WIDTH	STORAGE WIDTH	PRICE M1	PRICE H1
54	18.75	22.25	7 Gal	30	24	\$2,950	\$3,154
54	24	22.25	7 Gal	30	24	\$3,029	\$3,233
60	18.75	22.25	7 Gal	30	30	\$2,991	\$3,194
60	24	22.25	7 Gal	30	30	\$3,127	\$3,329
66	18.75	22.25	7 Gal	30	36	\$3,036	\$3,238
66	24	22.25	7 Gal	30	36	\$3,167	\$3,371
72	18.75	22.25	7 Gal	36	36	\$3,091	\$3,293
72	24	22.25	7 Gal	36	36	\$3,223	\$3,426
60	18.75	29	10 Gal	30	30	\$3,050	\$3,253
60	24	29	10 Gal	30	30	\$3,182	\$3,386
66	18.75	29	10 Gal	30	36	\$3,095	\$3,298
66	24	29	10 Gal	30	36	\$3,223	\$3,426
72	18.75	29	10 Gal	36	36	\$3,203	\$3,405
72	24	29	10 Gal	36	36	\$3,334	\$3,536

Features & Specifications

No Charge Options

Optional Extra

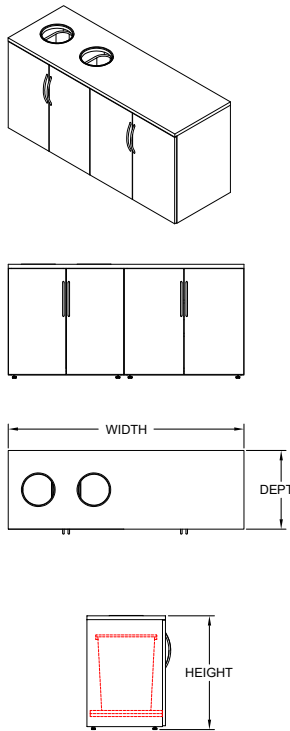


ORDER CODE SAMPLE						
ITEM CODE	WIDTH	DEPTH	HEIGHT	LAMINATE	HAND	OPTION
NNBOZ	W60	D24	H29	M1	R	HF

- 3/4" Thick LPL case construction with one inch of leveling
- Product does not include lock or decals
- Includes removable waste bin(s), black, grey or blue color option, refer to size chart for bin volume
- One 3/4" thick adjustable shelf in open storage space at 36" height
- Laminate codes - M1: 1" LPL, H1: 1" HPL (top only)
- Specify handedness left 'L' or right 'R' when ordering

- All standard laminate finishes available

- High pressure drawer and door fronts add code 'HF' and add \$278
- Add option code 'SN' and \$65 per each sign required; Indicate signage term and/or symbol at time of order; signage applied at time of installation



OVERALL SIZE						LAMINATE	
WIDTH	DEPTH	HEIGHT	BIN SIZE	WASTE WIDTH	STORAGE WIDTH	PRICE M1	PRICE H1
54	18.75	22.25	7 Gal	30	24	\$2,958	\$3,160
54	24	22.25	7 Gal	30	24	\$3,095	\$3,298
60	18.75	22.25	7 Gal	30	30	\$3,001	\$3,204
60	24	22.25	7 Gal	30	30	\$3,135	\$3,339
66	18.75	22.25	7 Gal	30	36	\$3,042	\$3,245
66	24	22.25	7 Gal	30	36	\$3,179	\$3,381
72	18.75	22.25	7 Gal	36	36	\$3,097	\$3,300
72	24	22.25	7 Gal	36	36	\$3,234	\$3,437
60	18.75	29	10 Gal	30	30	\$3,400	\$3,604
60	24	29	10 Gal	30	30	\$3,538	\$3,742
66	18.75	29	10 Gal	30	36	\$3,428	\$3,632
66	24	29	10 Gal	30	36	\$3,567	\$3,770
72	18.75	29	10 Gal	36	36	\$3,483	\$3,687
72	24	29	10 Gal	36	36	\$3,621	\$3,824
60	18.75	36	10 Gal	30	30	\$3,599	\$3,802
60	24	36	10 Gal	30	30	\$3,735	\$3,939
66	18.75	36	10 Gal	30	36	\$3,625	\$3,829
66	24	36	10 Gal	30	36	\$3,764	\$3,967
72	18.75	36	10 Gal	36	36	\$3,681	\$3,885
72	24	36	10 Gal	36	36	\$3,820	\$4,022

Features & Specifications

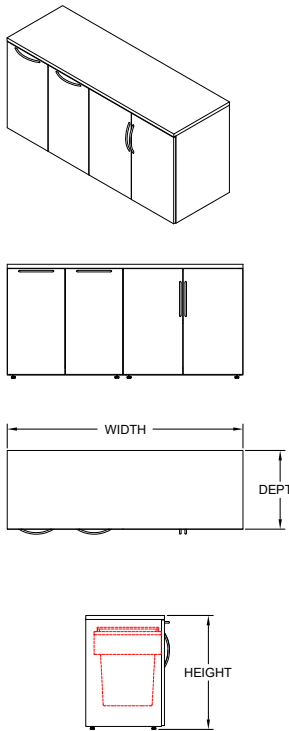
No Charge Options

Optional Extra



ORDER CODE SAMPLE						
ITEM CODE	WIDTH	DEPTH	HEIGHT	LAMINATE	HAND	OPTION
NNCCZ	W60	D24	H29	M1	R	HF

- 3/4" Thick LPL case construction with one inch of leveling
 - Product does not include lock or decals
 - Includes removable waste bin(s), black, grey or blue color option, refer to size chart for bin volume
 - One 3/4" thick adjustable shelf in storage space
 - Top ring is stainless steel 8" diameter
 - Laminate codes - M1: 1" LPL, H1: 1" HPL (top only)
 - Specify handedness left 'L' or right 'R' when ordering
-
- All standard laminate finishes available
-
- High pressure drawer and door fronts add code 'HF' and add \$371
 - Add option code 'SN' and \$65 per each sign required; Indicate signage term and/or symbol at time of order; signage applied at time of installation



OVERALL SIZE						LAMINATE	
WIDTH	DEPTH	HEIGHT	BIN SIZE	WASTE WIDTH	STORAGE WIDTH	PRICE M1	PRICE H1
54	18.75	22.25	7 Gal	30	24	\$3,014	\$3,216
54	24	22.25	7 Gal	30	24	\$3,095	\$3,298
60	18.75	22.25	7 Gal	30	30	\$3,056	\$3,260
60	24	22.25	7 Gal	30	30	\$3,135	\$3,339
66	18.75	22.25	7 Gal	30	36	\$3,097	\$3,300
66	24	22.25	7 Gal	30	36	\$3,179	\$3,381
72	18.75	22.25	7 Gal	36	36	\$3,152	\$3,355
72	24	22.25	7 Gal	36	36	\$3,234	\$3,437
60	18.75	29	10 Gal	30	30	\$3,459	\$3,662
60	24	29	10 Gal	30	30	\$3,538	\$3,742
66	18.75	29	10 Gal	30	36	\$3,485	\$3,689
66	24	29	10 Gal	30	36	\$3,567	\$3,770
72	18.75	29	10 Gal	36	36	\$3,592	\$3,796
72	24	29	10 Gal	36	36	\$3,677	\$3,881

Features & Specifications

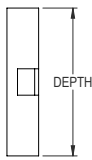
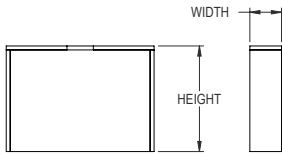
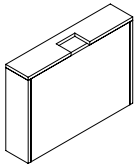


ORDER CODE SAMPLE						
ITEM CODE	WIDTH	DEPTH	HEIGHT	LAMINATE	HAND	OPTION
NNCPZ	W60	D24	H29	M1	R	HF

No Charge Options

Optional Extra

- 3/4" Thick LPL case construction with one inch of leveling
 - Product does not include lock or decals
 - Includes removable waste bin(s), black, grey or blue color option, refer to size chart for bin volume
 - One 3/4" thick adjustable shelf in storage space
 - Laminate codes - M1: 1" LPL, H1: 1" HPL (top only)
 - Specify handedness left 'L' or right 'R' when ordering
-
- All standard laminate finishes available
-
- High pressure drawer and door fronts add code 'HF' and add \$371
 - Add option code 'SN' and \$65 per each sign required; Indicate signage term and/or symbol at time of order; signage applied at time of installation



LEFT HAND



RIGHT HAND

OVERALL SIZE

WIDTH	DEPTH	HEIGHT	PRICE <i>M1</i>
6.75"	28"	19.25"	\$696
6.75"	36"	19.25"	\$748

Features & Specifications

No Charge Options

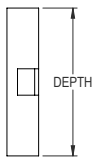
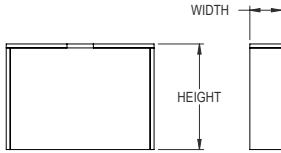
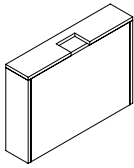
Optional Extra



ORDER CODE SAMPLE

ITEM CODE	WIDTH	DEPTH	HEIGHT	LAMINATE	HAND	OPTION
NFSBZ	W6.75	D28	H19	<i>M1</i>	<i>L</i>	<i>SG</i>

- 3/4" Thick LPL case construction with one inch of leveling
 - Height is 19" to accommodate BIFMA table heights
 - Accommodates height adjustable T leg configuration only; BRC Mesa
 - Works with HM Motia & Nevi T Leg extended range; 28" depth with 24 foot, 36" with 30" foot
 - Laminate codes - *M1*: 1" LPL (top only)
 - Includes NABSA anti-tip bracket & hardware
 - Specify handedness left '*L*' or right '*R*' when ordering
-
- All standard laminate finishes available
 - To add metal grommet for T leg, add option code '*SG*' and add \$72



LEFT HAND



RIGHT HAND

OVERALL SIZE			
WIDTH	DEPTH	HEIGHT	PRICE M1
6.75"	28"	22.25"	\$748
6.75"	36"	22.25"	\$800

Features & Specifications

No Charge Options

Optional Extra



ORDER CODE SAMPLE						
ITEM CODE	WIDTH	DEPTH	HEIGHT	LAMINATE	HAND	OPTION
NFSSZ	W6.75	D28	H22.25	M1	L	SG

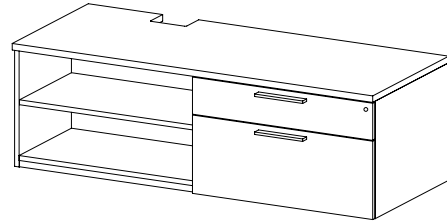
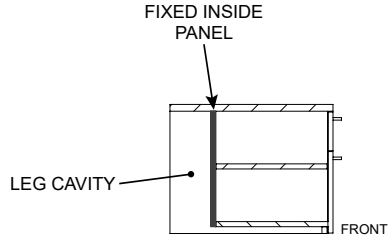
- 3/4" Thick LPL case construction with one inch of leveling
 - Height is 22.25" to accommodate sit/stand height adjustable tables
 - Accommodates height adjustable T leg configuration only; BRC Mesa
 - Works with HM Motia & Nevi T Leg standard range; 28" depth with 24 foot, 36" with 30" foot
 - Laminate codes - M1: 1" LPL (top only)
 - Includes NABSA anti-tip bracket & hardware
 - Specify handedness left 'L' or right 'R' when ordering
-
- All standard laminate finishes available
 - To add metal grommet for T leg, add option code 'SG' and add \$72

Integrated Cabinets

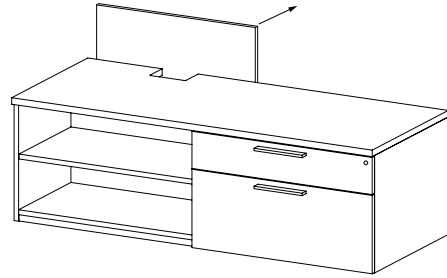
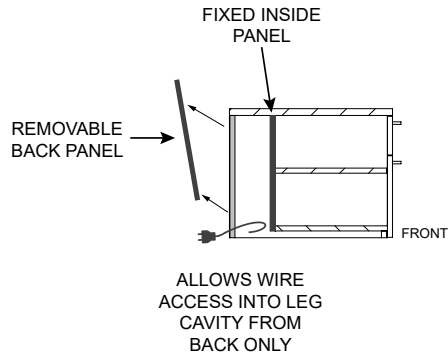
Summary

Height adjustable tables have become common place in office environments and BRC offers several options to integrate these tables into adjacent cabinetry. The option listed below, AA, is the same regardless of cabinet type. AA Indicates a removable back panel is typically used for wire access and management. The panels have snap in connectors for easy installation and removal. By default, integrated credenza cabinets ship with no back panel and a fixed inside panel. Add AA option code to tailor the cabinet to your needs. For further information and assistance, contact your BRC representative.

STANDARD
OFFERING
NO OPTIONS



OPTION
AA



1

2

3

4

PRODUCT MAP PAGE:


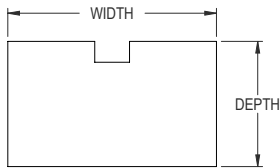

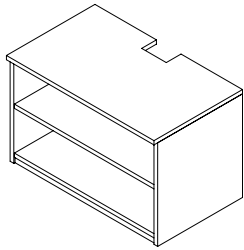
TABLE OF CONTENTS

www Price Guides

www Finishes & Materials

www.brc.group





OVERALL SIZE				
WIDTH	DEPTH	HEIGHT	PRICE M1	PRICE H1
30"	16"	19"	\$1,556	\$1,699
30"	24"	19"	\$1,601	\$1,745
30"	30"	19"	\$1,627	\$1,770
36"	16"	19"	\$1,578	\$1,720
36"	24"	19"	\$1,627	\$1,770
36"	30"	19"	\$1,647	\$1,792

Features & Specifications



ORDER CODE SAMPLE					
ITEM CODE	WIDTH	DEPTH	HEIGHT	LAMINATE	OPTION
NFMBZ	W30	D24	H19	M1	AA


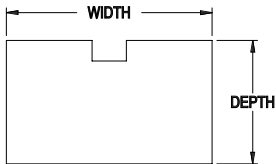
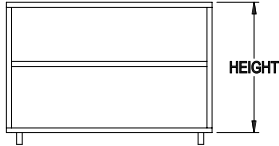
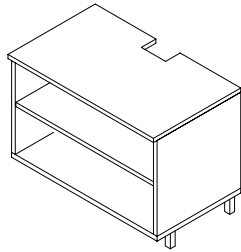
- 3/4" Thick LPL case construction with one inch of leveling; top overhangs gables by 3/4"
- One 3/4" thick adjustable shelf in storage space
- Height is 19" to accommodate BIFMA table heights
- Accommodates height adjustable T leg configuration only; BRC Mesa
- Works with HM Motia & Nevi T Leg extended range; 28" depth with 24 foot, 36" with 30" foot
- Laminate codes - M1: 1" LPL, H1: 1" HPL (top only)
- Includes NABSA anti-tip bracket & hardware

No Charge Options

- All standard laminate finishes available

Optional Extra

- To add rear laminate cover, add option code 'AA' and add \$210
- To add metal grommet for T leg, add option code 'SG' and add \$72



OVERALL SIZE				
WIDTH	DEPTH	HEIGHT	PRICE M1	PRICE H1
30"	16"	19"	\$1,698	\$1,841
30"	24"	19"	\$1,743	\$1,886
30"	30"	19"	\$1,768	\$1,910
36"	16"	19"	\$1,719	\$1,863
36"	24"	19"	\$1,768	\$1,910
36"	30"	19"	\$1,789	\$1,932

Features & Specifications



ORDER CODE SAMPLE					
ITEM CODE	WIDTH	DEPTH	HEIGHT	LAMINATE	OPTION
NFMBY	W30	D16	H19	M1	AA


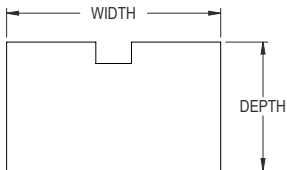
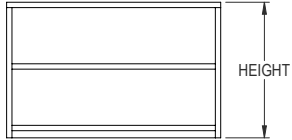
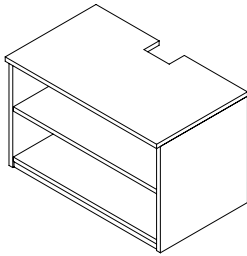
- 3/4" Thick LPL case construction with one inch of leveling; top overhangs gables by 3/4"
- One 3/4" thick adjustable shelf in storage space
- Height is 19" to accommodate BIFMA table heights
- Accommodates height adjustable T leg configuration only; BRC Mesa
- Works with HM Motia & Nevi T Leg extended range; 30" depth with 24 foot, 36" with 30" foot
- Laminate codes - M1: 1" LPL, H1: 1" HPL (top only)
- Includes NABSA anti-tip bracket & hardware

No Charge Options

- All standard laminate and metal finishes available

Optional Extra

- To add rear laminate cover, add option code 'AA' and add \$210
- To add metal grommet for T leg, add option code 'SG' and add \$72



OVERALL SIZE				
WIDTH	DEPTH	HEIGHT	PRICE M1	PRICE H1
30"	16"	22"	\$1,556	\$1,699
30"	24"	22"	\$1,601	\$1,745
30"	30"	22"	\$1,627	\$1,770
36"	16"	22"	\$1,578	\$1,720
36"	24"	22"	\$1,627	\$1,770
36"	30"	22"	\$1,647	\$1,792

Features & Specifications

No Charge Options

Optional Extra


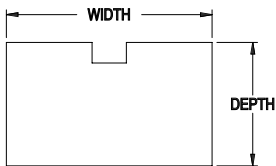
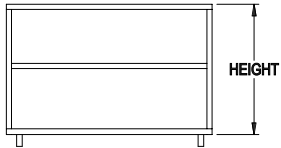
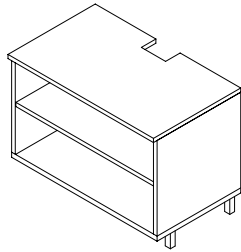


ORDER CODE SAMPLE					
ITEM CODE	WIDTH	DEPTH	HEIGHT	LAMINATE	OPTION
NFMSZ	W30	D16	H22.25	M1	AA

- 3/4" Thick LPL case construction with one inch of leveling; top overhangs gables by 3/4"
- One 3/4" thick adjustable shelf in storage space
- Height is 22.25" to accommodate sit/stand height adjustable tables
- Accommodates height adjustable T leg configuration only; BRC Mesa
- Works with HM Motia & Nevi T Leg extended range; 30" depth with 24 foot, 36" with 30" foot
- Laminate codes - M1: 1" LPL, H1: 1" HPL (top only)
- Includes NABSA anti-tip bracket & hardware

- All standard laminate finishes available

- To add rear laminate cover, add option code 'AA' and add \$210
- To add metal grommet for T leg, add option code 'SG' and add \$72



OVERALL SIZE				
WIDTH	DEPTH	HEIGHT	PRICE <i>M1</i>	PRICE <i>H1</i>
30"	16"	22"	\$1,698	\$1,841
30"	24"	22"	\$1,743	\$1,886
30"	30"	22"	\$1,768	\$1,910
36"	16"	22"	\$1,719	\$1,863
36"	24"	22"	\$1,768	\$1,910
36"	30"	22"	\$1,789	\$1,932

Features & Specifications



ORDER CODE SAMPLE					
ITEM CODE	WIDTH	DEPTH	HEIGHT	LAMINATE	OPTION
NFMSY	W30	D16	H22.25	<i>M1</i>	<i>AA</i>

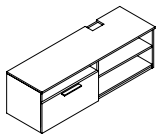
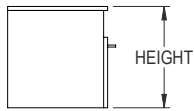
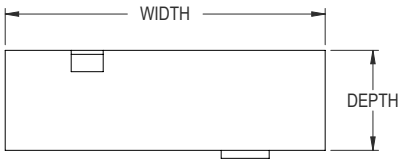
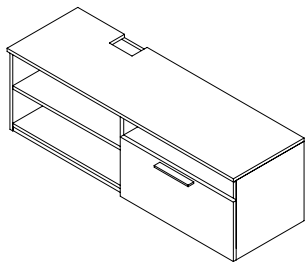
- 3/4" Thick LPL case construction with one inch of leveling; top overhangs gables by 3/4"
- One 3/4" thick adjustable shelf in storage spaces
- Height is 22.25" to accommodate sit/stand height adjustable tables
- Accommodates height adjustable T leg configuration only; BRC Mesa
- Works with HM Motia & Nevi T Leg extended range; 30" depth with 24 foot, 36" with 30" foot
- Laminate codes - *M1*: 1" LPL, *H1*: 1" HPL (top only);
- Includes NABSA anti-tip bracket & hardware

No Charge Options

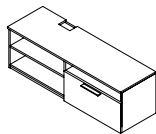
- All standard laminate and metal finishes available

Optional Extra

- To add rear laminate cover, add option code 'AA' and add \$210
- To add metal grommet for T leg, add option code 'SG' and add \$72



LEFT HAND



RIGHT HAND

Features & Specifications

No Charge Options

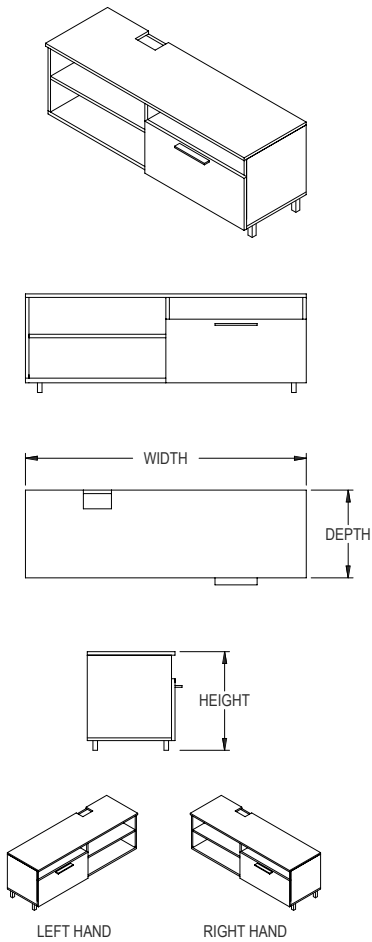
Optional Extra

OVERALL SIZE				LAMINATE	
WIDTH	DEPTH	HEIGHT	FILE WIDTHS	PRICE M1	PRICE H1
60"	18.75"	19.25"	30" ONLY	\$2,479	\$2,697
60"	24"	19.25"	30" ONLY	\$2,534	\$2,752
60"	30"	19.25"	30" ONLY	\$2,534	\$2,752
66"	18.75"	19.25"	30" & 36"	\$2,534	\$2,752
66"	24"	19.25"	30" & 36"	\$2,589	\$2,806
66"	30"	19.25"	30" & 36"	\$2,589	\$2,806
72"	18.75"	19.25"	30" & 36"	\$2,589	\$2,806
72"	24"	19.25"	30" & 36"	\$2,642	\$2,860
72"	30"	19.25"	30" & 36"	\$2,642	\$2,860



ORDER CODE SAMPLE								
ITEM CODE	WIDTH	DEPTH	HEIGHT	LAMINATE	FILE	HAND	LOCK	OPTION
NFCBZ	W60	D24	H19	M1	F30	L	LBB	AA

- 3/4" Thick LPL case construction with one inch of leveling
 - File hanging bars and lock(s) included; One 3/4" thick adjustable shelf in storage space
 - Height is 19" to accommodate BIFMA table heights; includes NABSA anti-tip bracket
 - Accommodates height adjustable T leg configuration only; BRC Mesa
 - Works with HM Motia & Nevi T Leg extended range; 30" depth with 24 foot, 36" with 30" foot
 - Laminate codes - M1: 1" LPL, H1: 1" HPL (top only)
 - Specify handedness left 'L' or right 'R' when ordering
-
- All standard laminate finishes available
 - Specify lock option: BRC standard black 'LBB', silver 'LBS'
-
- To add rear laminate cover, add option code 'AA' and add \$210
 - To add metal grommet for T leg, add option code 'SG' and add \$72
 - Counterweight add code 'CW' and add \$137
 - High pressure drawer fronts add code 'HF' and add \$187



OVERALL SIZE				LAMINATE	
WIDTH	DEPTH	HEIGHT	FILE WIDTHS	PRICE M1	PRICE H1
60"	18.75"	19.25"	30" ONLY	\$2,620	\$2,838
60"	24"	19.25"	30" ONLY	\$2,677	\$2,893
60"	30"	19.25"	30" ONLY	\$2,677	\$2,893
66"	18.75"	19.25"	30" & 36"	\$2,677	\$2,893
66"	24"	19.25"	30" & 36"	\$2,732	\$2,948
66"	30"	19.25"	30" & 36"	\$2,732	\$2,948
72"	18.75"	19.25"	30" & 36"	\$2,732	\$2,948
72"	24"	19.25"	30" & 36"	\$2,785	\$3,002
72"	30"	19.25"	30" & 36"	\$2,785	\$3,002



ORDER CODE SAMPLE								
ITEM CODE	WIDTH	DEPTH	HEIGHT	LAMINATE	FILE	HAND	LOCK	OPTION
NFCBY	W60	D24	H19	M1	F30	L	LBB	AA

Features & Specifications

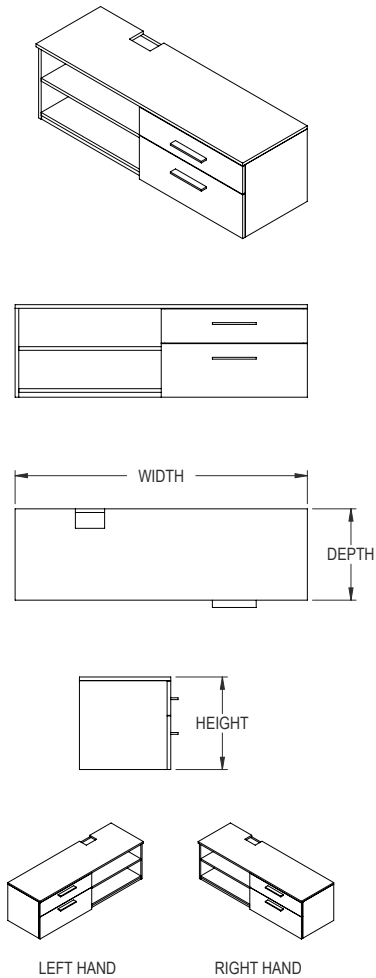
- 3/4" Thick LPL case construction with one inch of leveling
- File hanging bars and lock(s) included; One 3/4" thick adjustable shelf in storage space
- Height is 19" to accommodate BIFMA table heights; includes NABSA anti-tip bracket
- Accommodates height adjustable T leg configuration only; BRC Mesa
- Works with HM Motia & Nevi T Leg extended range; 30" depth with 24 foot, 36" with 30" foot
- Laminate codes - M1: 1" LPL, H1: 1" HPL (top only)
- Specify handedness left 'L' or right 'R' when ordering

No Charge Options

- All standard laminate and metal finishes available
- Specify lock option: BRC standard black 'LBB', silver 'LBS'

Optional Extra

- To add rear laminate cover, add option code 'AA' and add \$210
- To add metal grommet for T leg, add option code 'SG' and add \$72
- Counterweight add code 'CW' and add \$137
- High pressure drawer fronts add code 'HF' and add \$187



OVERALL SIZE				LAMINATE	
WIDTH	DEPTH	HEIGHT	FILE WIDTHS	PRICE M1	PRICE H1
60"	18.75"	22.25"	30" ONLY	\$2,424	\$2,697
60"	24"	22.25"	30" ONLY	\$2,534	\$2,752
60"	30"	22.25"	30" ONLY	\$2,534	\$2,752
66"	18.75"	22.25"	30" & 36"	\$2,534	\$2,752
66"	24"	22.25"	30" & 36"	\$2,589	\$2,806
66"	30"	22.25"	30" & 36"	\$2,589	\$2,806
72"	18.75"	22.25"	30" & 36"	\$2,589	\$2,806
72"	24"	22.25"	30" & 36"	\$2,642	\$2,860
72"	30"	22.25"	30" & 36"	\$2,642	\$2,860



ORDER CODE SAMPLE								
ITEM CODE	WIDTH	DEPTH	HEIGHT	LAMINATE	FILE	HAND	LOCK	OPTION
NFCSZ	W60	D30	H22.25	M1	F30	L	LBB	AA

Features & Specifications

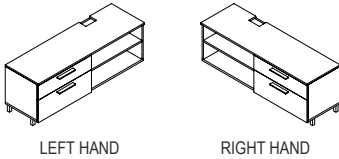
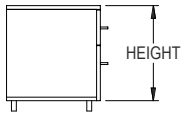
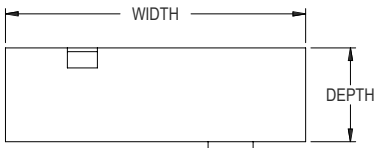
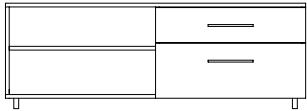
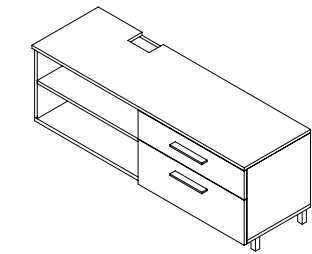
- 3/4" Thick LPL case construction with one inch of leveling
- File hanging bars and lock(s) included; One 3/4" thick adjustable shelf in storage space
- Height is 22.25" to accommodate sit/stand height adjustable tables; includes NABSA anti-tip bracket
- Accommodates height adjustable T leg configuration only; BRC Mesa
- Works with HM Motia & Nevi T Leg extended range; 30" depth with 24 foot, 36" with 30" foot
- Laminate codes - M1: 1" LPL, H1: 1" HPL (top only)
- Specify handedness left 'L' or right 'R' when ordering

No Charge Options

- All standard laminate finishes available
- Specify lock option: BRC standard black 'LBB', silver 'LBS'

Optional Extra

- To add rear laminate cover, add option code 'AA' and add \$210
- To add metal grommet for T leg, add option code 'SG' and add \$72
- Counterweight add code 'CW' and add \$137
- High pressure drawer fronts add code 'HF' and add \$187



OVERALL SIZE				LAMINATE	
WIDTH	DEPTH	HEIGHT	FILE WIDTHS	PRICE M1	PRICE H1
60"	18.75"	22.25"	30" ONLY	\$2,620	\$2,838
60"	24"	22.25"	30" ONLY	\$2,677	\$2,893
60"	30"	22.25"	30" ONLY	\$2,677	\$2,893
66"	18.75"	22.25"	30" & 36"	\$2,677	\$2,893
66"	24"	22.25"	30" & 36"	\$2,732	\$2,948
66"	30"	22.25"	30" & 36"	\$2,732	\$2,948
72"	18.75"	22.25"	30" & 36"	\$2,732	\$2,948
72"	24"	22.25"	30" & 36"	\$2,785	\$3,002
72"	30"	22.25"	30" & 36"	\$2,785	\$3,002

Features & Specifications

No Charge Options

Optional Extra



ORDER CODE SAMPLE								
ITEM CODE	WIDTH	DEPTH	HEIGHT	LAMINATE	FILE	HAND	LOCK	OPTION
NFCSY	W60	D24	H22.25	M1	F30	L	LBB	AA

- 3/4" Thick LPL case construction with one inch of leveling
 - File hanging bars and lock(s) included; One 3/4" thick adjustable shelf in storage space
 - Height is 22.25" to accommodate sit/stand height adjustable tables; includes NABSA anti-tip bracket
 - Accommodates height adjustable T leg configuration only; BRC Mesa
 - Works with HM Motia & Nevi T Leg extended range; 30" depth with 24 foot, 36" with 30" foot
 - Laminate codes - M1: 1" LPL, H1: 1" HPL (top only)
 - Specify handedness left 'L' or right 'R' when ordering
-
- All standard laminate finishes available
 - Specify lock option: BRC standard black 'LBB', silver 'LBS'
-
- To add rear laminate cover, add option code 'AA' and add \$210
 - To add metal grommet for T leg, add option code 'SG' and add \$72
 - Counterweight add code 'CW' and add \$137
 - High pressure drawer fronts add code 'HF' and add \$187



Islands



BRC Introduces its newest open space office products: Islands. A collection of closed and open storage, lockers, bases and worksurfaces that work together to create touch down areas, media centers, lunch room stations or permanent work areas.



Mix and match a large selection of items to create your own unique layout. When a worksurface is added, the finished height is 42". Use the following pages for design inspiration or contact BRC if you need assistance.

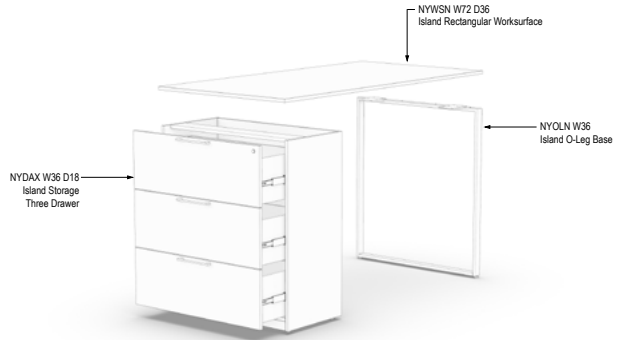
Island Sample Layouts

Use the examples on this page to configure your own unique layouts. Worksurfaces and end panels can be ordered in custom widths, depths or heights as required. It is recommended to attach end or cover panels to cabinetry by first removing drawers (if applicable) and screwing in through side or back gables.



Island Table with Three Lateral Drawers & O Leg Base

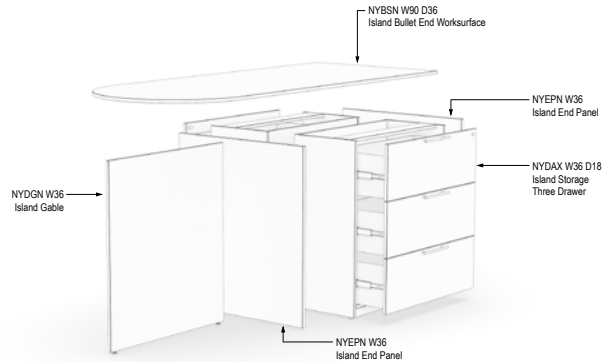
 Do not exceed 60" of unsupported space under worksurface



Island Table Exploded View



Island Table with Three Lateral Drawers & Center Gable

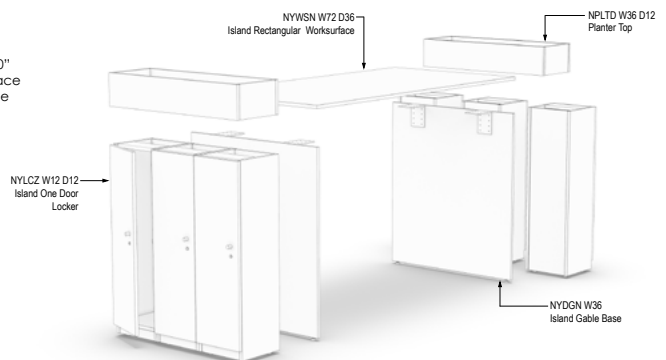


Island Table Exploded View



Island Table with Island Locker & Planter Top

 Do not exceed 60" of unsupported space under worksurface



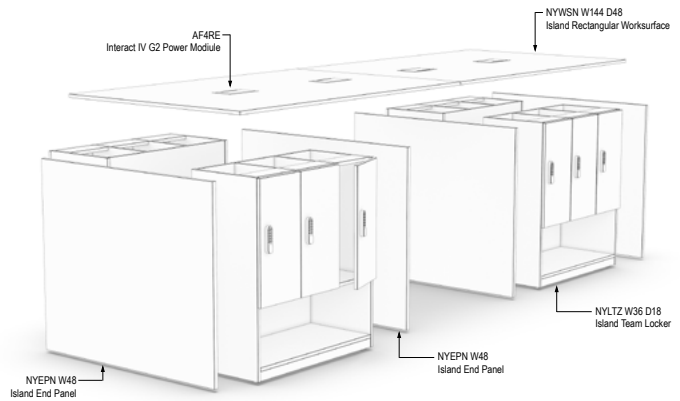
Island Table Exploded View

Island Sample Layouts

Use the examples on this page to configure your own unique layouts. Worksurfaces and end panels can be ordered in custom widths, depths or heights as required. It is recommended to attach end or cover panels to cabinetry by first removing drawers (if applicable) and screwing in through side or back gables.



Island Table with Three Lateral Drawers & O Leg Base

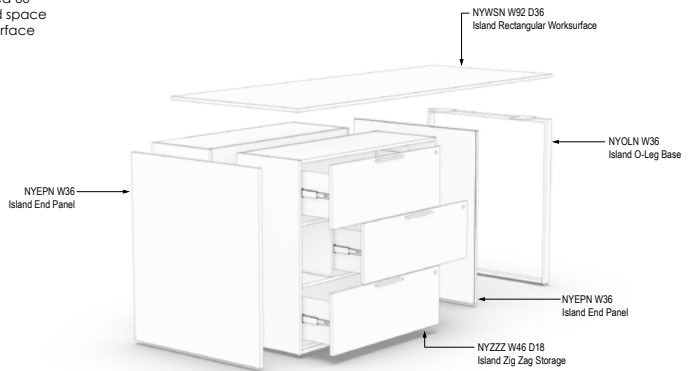


Island Table Exploded View

!
Do not exceed 60"
of unsupported space
under worksurface



Island Table with Three Lateral Drawers & Center Gable

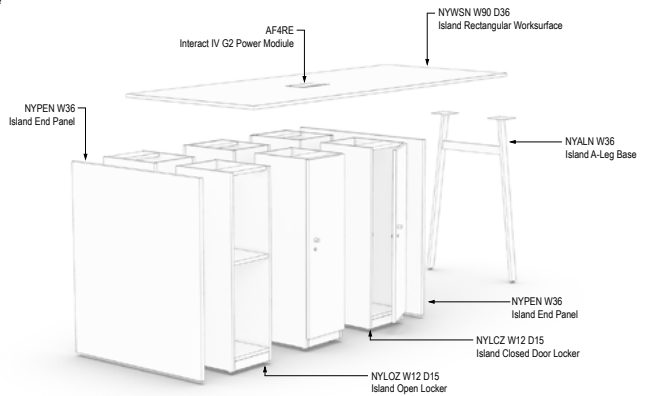


Island Table Exploded View

!
Do not exceed 60"
of unsupported space
under worksurface



Island Table with Open & Closed Lockers



Island Table Exploded View

1

2

3

4

PRODUCT MAP PAGE:

TABLE OF CONTENTS

www Price Guides

www Finishes & Materials

www.brc.group

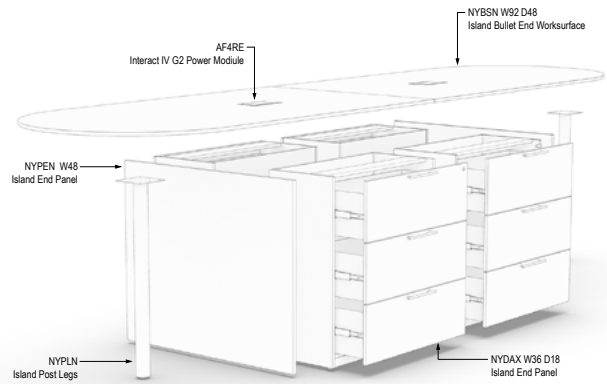


Island Sample Layouts

Use the examples on this page to configure your own unique layouts. Worksurfaces and end panels can be ordered in custom widths, depths or heights as required. It is recommended to attach end or cover panels to cabinetry by first removing drawers (if applicable) and screwing in through side or back gables.



Island Table with Three Lateral Drawers and Post Leg

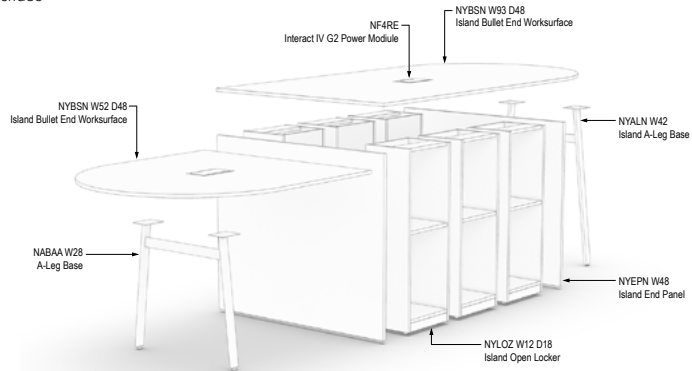


Island Table Exploded View

!
Do not exceed 60"
of unsupported space
under worksurface



Island Table with Bullet End & Open Lockers

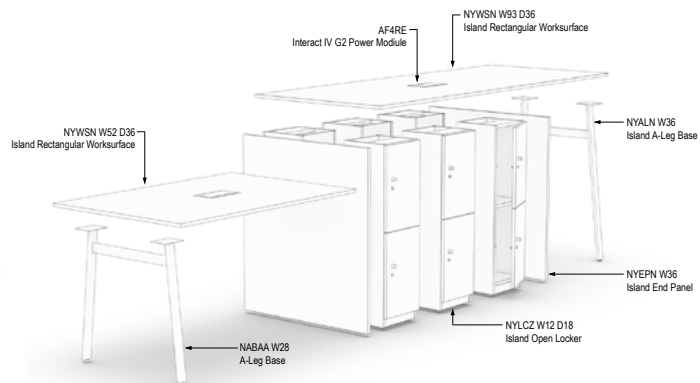


Island Table Exploded View

!
Do not exceed 60"
of unsupported space
under worksurface



Island Table with Rectangular End & Open Lockers



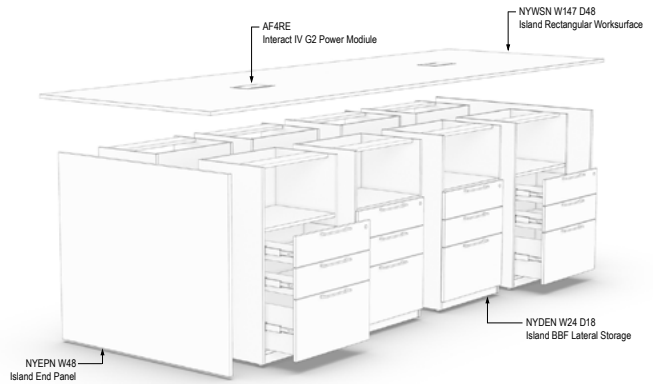
Island Table Exploded View

Island Sample Layouts

Use the examples on this page to configure your own unique layouts. Worksurfaces and end panels can be ordered in custom widths, depths or heights as required. It is recommended to attach end or cover panels to cabinetry by first removing drawers (if applicable) and screwing in through side or back gables.



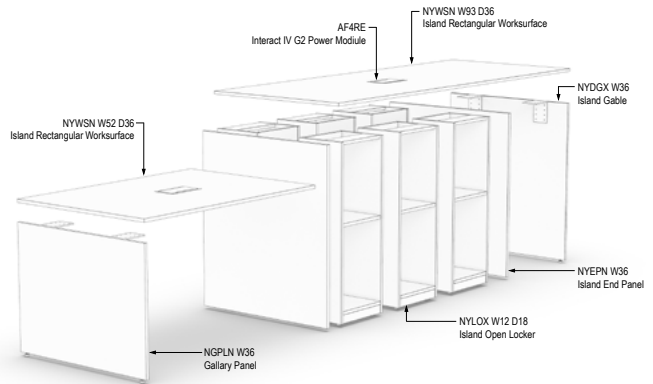
Island Table with BBF Lateral Drawers



Island Table Exploded View



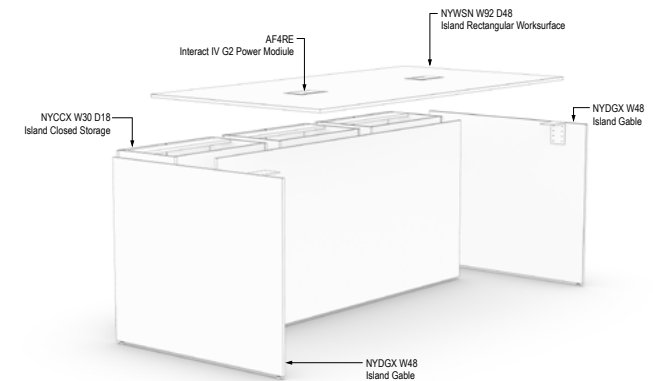
Island Table with Open Locker and Gable



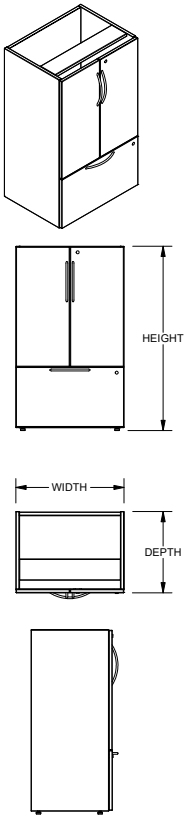
Island Table Exploded View



Island Table with Single Sided Closed Storage



Island Table Exploded View



OVERALL SIZE			
WIDTH	DEPTH	HEIGHT	PRICE
24"	18"	41"	\$1,464
24"	24"	41"	\$1,674
24"	30"	41"	\$1,727
30"	18"	41"	\$1,580
30"	24"	41"	\$1,748
30"	30"	41"	\$1,801
36"	18"	41"	\$1,699
36"	24"	41"	\$1,866
36"	30"	41"	\$1,919

Features & Specifications



ORDER CODE SAMPLE				
ITEM CODE	WIDTH	DEPTH	HEIGHT	LOCK
NYCAZ	W24	D18	H41	LBS

- 3/4" Thick LPL case construction with one inch of leveling
- Lock included on closed storage
- Includes one adjustable shelf

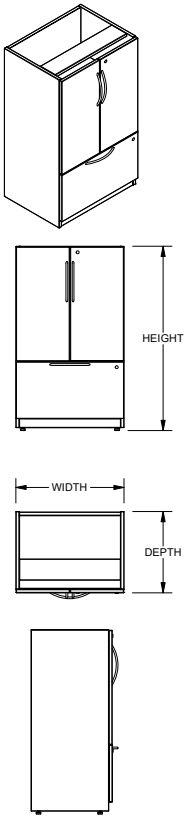
No Charge Options

- All standard laminate finishes available
- Specify lock option: BRC standard black 'LBB', silver 'LBS'



SPECIAL NOTES

- This storage product must be secured or ganged to an additional support structure (eg: wall, adjacent cabinet)



OVERALL SIZE			
WIDTH	DEPTH	HEIGHT	PRICE
24"	18"	41"	\$1,464
24"	24"	41"	\$1,674
24"	30"	41"	\$1,727
30"	18"	41"	\$1,580
30"	24"	41"	\$1,748
30"	30"	41"	\$1,801
36"	18"	41"	\$1,699
36"	24"	41"	\$1,866
36"	30"	41"	\$1,919

Features & Specifications



ORDER CODE SAMPLE				
ITEM CODE	WIDTH	DEPTH	HEIGHT	LOCK
NYCAX	W24	D18	H41	LBS

- 3/4" Thick LPL case construction with one inch of leveling
- Lock included on closed storage
- Includes one adjustable shelf

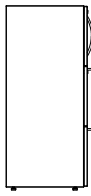
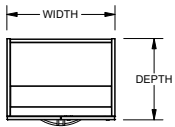
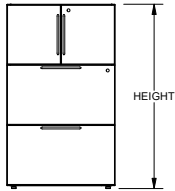
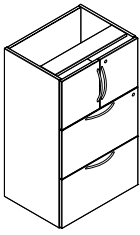
No Charge Options

- All standard laminate finishes available
- Specify lock option: BRC standard black 'LBB', silver 'LBS'



SPECIAL NOTES

- This storage product must be secured or ganged to an additional support structure (eg: wall, adjacent cabinet)



OVERALL SIZE

WIDTH	DEPTH	HEIGHT	PRICE
24"	18"	41"	\$1,500
24"	24"	41"	\$1,709
24"	30"	41"	\$1,762
30"	18"	41"	\$1,617
30"	24"	41"	\$1,783
30"	30"	41"	\$1,836
36"	18"	41"	\$1,735
36"	24"	41"	\$1,902
36"	30"	41"	\$1,955

Features & Specifications

- 3/4" Thick LPL case construction with one inch of leveling
- Lock included on closed storage

No Charge Options

- All standard laminate finishes available
- Specify lock option: BRC standard black 'LBB', silver 'LBS'



SPECIAL NOTES

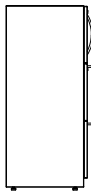
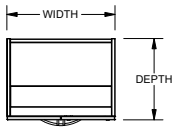
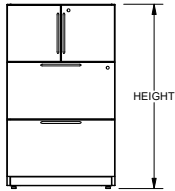
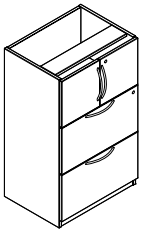
- This storage product must be secured or ganged to an additional support structure (eg: wall, adjacent cabinet)



ORDER CODE SAMPLE

ITEM CODE	WIDTH	DEPTH	HEIGHT	LOCK
NYCBZ	W24	D18	H41	LBS





OVERALL SIZE

WIDTH	DEPTH	HEIGHT	PRICE
24"	18"	41"	\$1,500
24"	24"	41"	\$1,709
24"	30"	41"	\$1,762
30"	18"	41"	\$1,617
30"	24"	41"	\$1,783
30"	30"	41"	\$1,836
36"	18"	41"	\$1,735
36"	24"	41"	\$1,902
36"	30"	41"	\$1,955

Features & Specifications

No Charge Options



SPECIAL NOTES



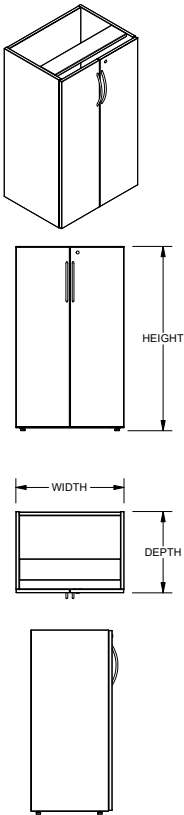
ORDER CODE SAMPLE

ITEM CODE	WIDTH	DEPTH	HEIGHT	LOCK
NYCBX	W24	D18	H41	LBS

- 3/4" Thick LPL case construction with one inch of leveling
- Lock included on closed storage

- All standard laminate finishes available
- Specify lock option: BRC standard black 'LBB', silver 'LBS'

- This storage product must be secured or ganged to an additional support structure (eg: wall, adjacent cabinet)



OVERALL SIZE

WIDTH	DEPTH	HEIGHT	PRICE
24"	18"	41"	\$1,368
24"	24"	41"	\$1,579
24"	30"	41"	\$1,632
30"	18"	41"	\$1,485
30"	24"	41"	\$1,654
30"	30"	41"	\$1,706
36"	18"	41"	\$1,606
36"	24"	41"	\$1,771
36"	30"	41"	\$1,824

Features & Specifications

- 3/4" Thick LPL case construction with one inch of leveling
- Lock included on closed storage
- Includes two adjustable shelves

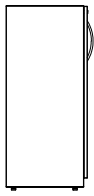
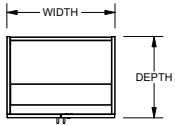
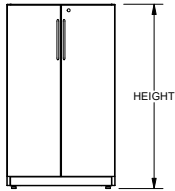
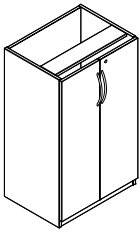
No Charge Options

- All standard laminate finishes available
- Specify lock option: BRC standard black 'LBB', silver 'LBS'



SPECIAL NOTES

- This storage product must be secured or ganged to an additional support structure (eg: wall, adjacent cabinet)



OVERALL SIZE

WIDTH	DEPTH	HEIGHT	PRICE
24"	18"	41"	\$1,368
24"	24"	41"	\$1,579
24"	30"	41"	\$1,632
30"	18"	41"	\$1,485
30"	24"	41"	\$1,654
30"	30"	41"	\$1,706
36"	18"	41"	\$1,606
36"	24"	41"	\$1,771
36"	30"	41"	\$1,824

Features & Specifications

- 3/4" Thick LPL case construction with one inch of leveling
- Lock included on closed storage
- Includes two adjustable shelves

No Charge Options

- All standard laminate finishes available
- Specify lock option: BRC standard black 'LBB', silver 'LBS'



SPECIAL NOTES

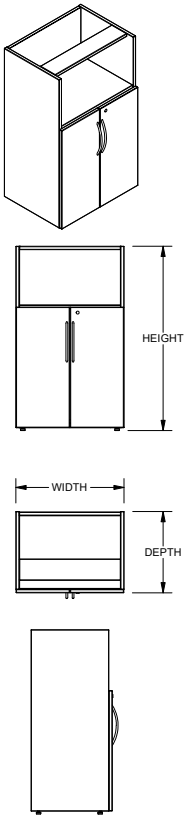
- This storage product must be secured or ganged to an additional support structure (eg: wall, adjacent cabinet)



ORDER CODE SAMPLE

ITEM CODE	WIDTH	DEPTH	HEIGHT	LOCK
NYCCX	W24	D18	H41	LBS





OVERALL SIZE			
WIDTH	DEPTH	HEIGHT	PRICE
24"	18"	41"	\$1,315
24"	24"	41"	\$1,526
24"	30"	41"	\$1,579
30"	18"	41"	\$1,432
30"	24"	41"	\$1,601
30"	30"	41"	\$1,654
36"	18"	41"	\$1,553
36"	24"	41"	\$1,718
36"	30"	41"	\$1,771

Features & Specifications

- 3/4" Thick LPL case construction with one inch of leveling
- Lock included on closed storage
- Includes one adjustable shelf

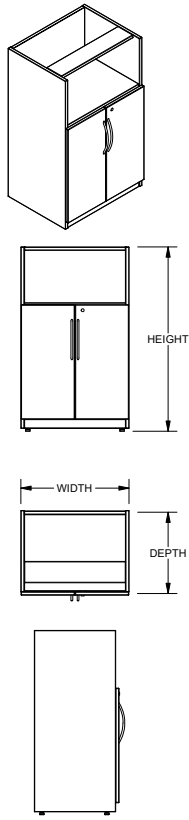
No Charge Options

- All standard laminate finishes available
- Specify lock option: BRC standard black 'LBB', silver 'LBS'



SPECIAL NOTES

- This storage product must be secured or ganged to an additional support structure (eg: wall, adjacent cabinet)



OVERALL SIZE

WIDTH	DEPTH	HEIGHT	PRICE
24"	18"	41"	\$1,315
24"	24"	41"	\$1,526
24"	30"	41"	\$1,579
30"	18"	41"	\$1,432
30"	24"	41"	\$1,601
30"	30"	41"	\$1,654
36"	18"	41"	\$1,553
36"	24"	41"	\$1,718
36"	30"	41"	\$1,771

Features & Specifications

- 3/4" Thick LPL case construction with one inch of leveling
- Lock included on closed storage
- Includes one adjustable shelf

No Charge Options

- All standard laminate finishes available
- Specify lock option: BRC standard black 'LBB', silver 'LBS'



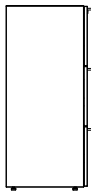
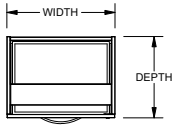
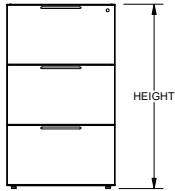
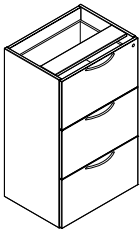
SPECIAL NOTES

- This storage product must be secured or ganged to an additional support structure (eg: wall, adjacent cabinet)



ORDER CODE SAMPLE

ITEM CODE	WIDTH	DEPTH	HEIGHT	LOCK
NYCOX	W24	D18	H41	LBS



OVERALL SIZE			
WIDTH	DEPTH	HEIGHT	PRICE
24"	18"	41"	\$1,646
24"	24"	41"	\$1,856
24"	30"	41"	\$1,909
30"	18"	41"	\$1,763
30"	24"	41"	\$1,931
30"	30"	41"	\$1,984
36"	18"	41"	\$1,882
36"	24"	41"	\$2,048
36"	30"	41"	\$2,101

Features & Specifications

- 3/4" Thick LPL case construction with one inch of leveling
- Lock included on closed storage

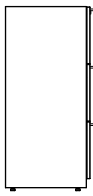
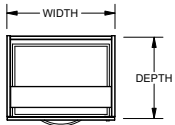
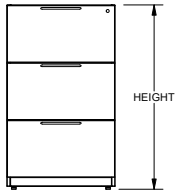
No Charge Options

- All standard laminate finishes available
- Specify lock option: BRC standard black 'LBB', silver 'LBS'



SPECIAL NOTES

- This storage product must be secured or ganged to an additional support structure (eg: wall, adjacent cabinet)



OVERALL SIZE			
WIDTH	DEPTH	HEIGHT	PRICE
24"	18"	41"	\$1,646
24"	24"	41"	\$1,856
24"	30"	41"	\$1,909
30"	18"	41"	\$1,763
30"	24"	41"	\$1,931
30"	30"	41"	\$1,984
36"	18"	41"	\$1,882
36"	24"	41"	\$2,048
36"	30"	41"	\$2,101

Features & Specifications

No Charge Options



SPECIAL NOTES

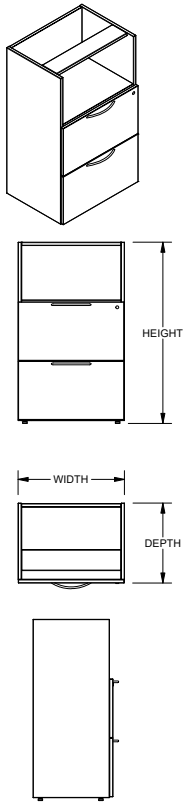


ORDER CODE SAMPLE				
ITEM CODE	WIDTH	DEPTH	HEIGHT	LOCK
NYDAX	W24	D18	H41	LBS

- 3/4" Thick LPL case construction with one inch of leveling
- Lock included on closed storage

- All standard laminate finishes available
- Specify lock option: BRC standard black 'LBB', silver 'LBS'

- This storage product must be secured or ganged to an additional support structure (eg: wall, adjacent cabinet)



OVERALL SIZE			
WIDTH	DEPTH	HEIGHT	PRICE
24"	18"	41"	\$1,500
24"	24"	41"	\$1,709
24"	30"	41"	\$1,762
30"	18"	41"	\$1,617
30"	24"	41"	\$1,783
30"	30"	41"	\$1,836
36"	18"	41"	\$1,735
36"	24"	41"	\$1,902
36"	30"	41"	\$1,955

Features & Specifications

- 3/4" Thick LPL case construction with one inch of leveling
- Lock included on closed storage

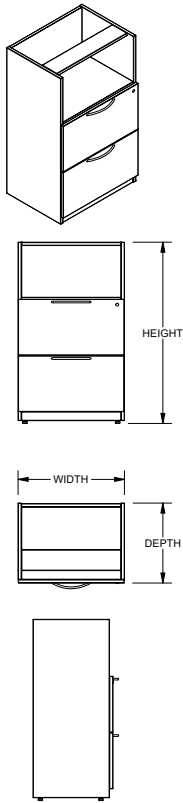
No Charge Options

- All standard laminate finishes available
- Specify lock option: BRC standard black 'LBB', silver 'LBS'



SPECIAL NOTES

- This storage product must be secured or ganged to an additional support structure (eg: wall, adjacent cabinet)



OVERALL SIZE			
WIDTH	DEPTH	HEIGHT	PRICE
24"	18"	41"	\$1,500
24"	24"	41"	\$1,709
24"	30"	41"	\$1,762
30"	18"	41"	\$1,617
30"	24"	41"	\$1,783
30"	30"	41"	\$1,836
36"	18"	41"	\$1,735
36"	24"	41"	\$1,902
36"	30"	41"	\$1,955

Features & Specifications

- 3/4" Thick LPL case construction with one inch of leveling
- Lock included on closed storage

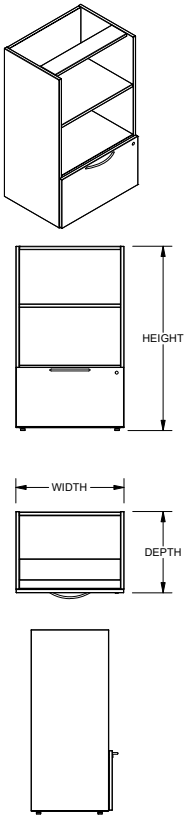
No Charge Options

- All standard laminate finishes available
- Specify lock option: BRC standard black 'LBB', silver 'LBS'



SPECIAL NOTES

- This storage product must be secured or ganged to an additional support structure (eg: wall, adjacent cabinet)



OVERALL SIZE			
WIDTH	DEPTH	HEIGHT	PRICE
24"	18"	41"	\$1,352
24"	24"	41"	\$1,561
24"	30"	41"	\$1,613
30"	18"	41"	\$1,469
30"	24"	41"	\$1,636
30"	30"	41"	\$1,689
36"	18"	41"	\$1,587
36"	24"	41"	\$1,753
36"	30"	41"	\$1,806

Features & Specifications



ORDER CODE SAMPLE				
ITEM CODE	WIDTH	DEPTH	HEIGHT	LOCK
NYDCZ	W24	D18	H41	LBS

- 3/4" Thick LPL case construction with one inch of leveling
- Lock included on closed storage

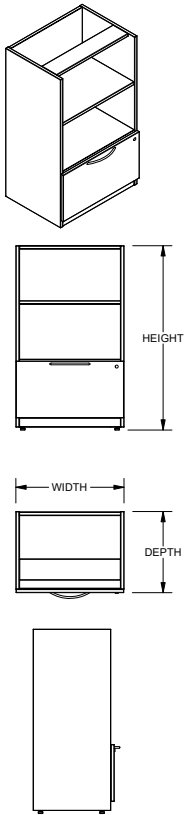
No Charge Options

- All standard laminate finishes available
- Specify lock option: BRC standard black 'LBB', silver 'LBS'



SPECIAL NOTES

- This storage product must be secured or ganged to an additional support structure (eg: wall, adjacent cabinet)



OVERALL SIZE			
WIDTH	DEPTH	HEIGHT	PRICE
24"	18"	41"	\$1,352
24"	24"	41"	\$1,561
24"	30"	41"	\$1,613
30"	18"	41"	\$1,469
30"	24"	41"	\$1,636
30"	30"	41"	\$1,689
36"	18"	41"	\$1,587
36"	24"	41"	\$1,753
36"	30"	41"	\$1,806

Features & Specifications

- 3/4" Thick LPL case construction with one inch of leveling
- Lock included on closed storage

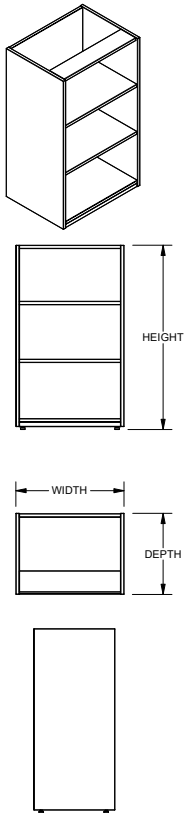
No Charge Options

- All standard laminate finishes available
- Specify lock option: BRC standard black 'LBB', silver 'LBS'



SPECIAL NOTES

- This storage product must be secured or ganged to an additional support structure (eg: wall, adjacent cabinet)



OVERALL SIZE			
WIDTH	DEPTH	HEIGHT	PRICE
24"	12"	41"	\$862
24"	15"	41"	\$988
24"	18"	41"	\$1,204
24"	24"	41"	\$1,415
30"	12"	41"	\$981
30"	15"	41"	\$1,106
30"	18"	41"	\$1,321
30"	24"	41"	\$1,488
36"	12"	41"	\$1,097
36"	15"	41"	\$1,224
36"	18"	41"	\$1,441
36"	24"	41"	\$1,607

Features & Specifications

No Charge Options

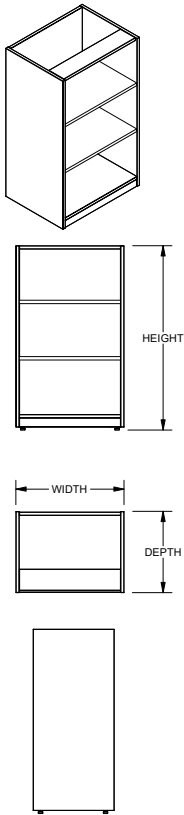


SPECIAL NOTES



ORDER CODE SAMPLE			
ITEM CODE	WIDTH	DEPTH	HEIGHT
NYDOZ	W24	D12	H41

- 3/4" Thick LPL case construction with one inch of leveling
- All standard laminate finishes available
- This storage product must be secured or ganged to an additional support structure (eg: wall, adjacent cabinet)



OVERALL SIZE			
WIDTH	DEPTH	HEIGHT	PRICE
24"	12"	41"	\$862
24"	15"	41"	\$988
24"	18"	41"	\$1,204
24"	24"	41"	\$1,415
30"	12"	41"	\$981
30"	15"	41"	\$1,106
30"	18"	41"	\$1,321
30"	24"	41"	\$1,488
36"	12"	41"	\$1,097
36"	15"	41"	\$1,224
36"	18"	41"	\$1,441
36"	24"	41"	\$1,607

Features & Specifications

No Charge Options

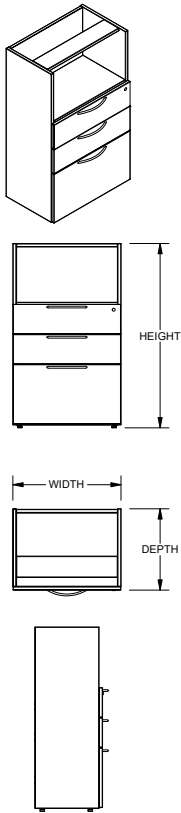


SPECIAL NOTES



ORDER CODE SAMPLE			
ITEM CODE	WIDTH	DEPTH	HEIGHT
NYDOX	W24	D12	H41

- 3/4" Thick LPL case construction with one inch of leveling
- All standard laminate finishes available
- This storage product must be secured or ganged to an additional support structure (eg: wall, adjacent cabinet)



OVERALL SIZE			
WIDTH	DEPTH	HEIGHT	PRICE
24"	18"	41"	\$1,646
24"	24"	41"	\$1,856
24"	30"	41"	\$1,909
30"	18"	41"	\$1,763
30"	24"	41"	\$1,931
30"	30"	41"	\$1,984
36"	18"	41"	\$1,882
36"	24"	41"	\$2,048
36"	30"	41"	\$2,101

Features & Specifications

- 3/4" Thick LPL case construction with one inch of leveling
- Lock included on closed storage

No Charge Options

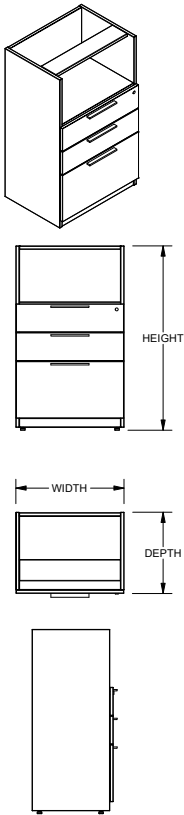
- All standard laminate finishes available
- Specify lock option: BRC standard black 'LBB', silver 'LBS'



SPECIAL NOTES

- This storage product must be secured or ganged to an additional support structure (eg: wall, adjacent cabinet)





OVERALL SIZE			
WIDTH	DEPTH	HEIGHT	PRICE
24"	18"	41"	\$1,646
24"	24"	41"	\$1,856
24"	30"	41"	\$1,909
30"	18"	41"	\$1,763
30"	24"	41"	\$1,931
30"	30"	41"	\$1,984
36"	18"	41"	\$1,882
36"	24"	41"	\$2,048
36"	30"	41"	\$2,101

Features & Specifications

- 3/4" Thick LPL case construction with one inch of leveling
- Lock included on closed storage

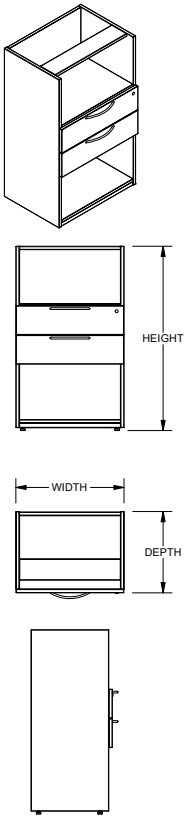
No Charge Options

- All standard laminate finishes available
- Specify lock option: BRC standard black 'LBB', silver 'LBS'



SPECIAL NOTES

- This storage product must be secured or ganged to an additional support structure (eg: wall, adjacent cabinet)



OVERALL SIZE			
WIDTH	DEPTH	HEIGHT	PRICE M3
24"	18"	41"	\$1,500
24"	24"	41"	\$1,709
24"	30"	41"	\$1,762
30"	18"	41"	\$1,617
30"	24"	41"	\$1,783
30"	30"	41"	\$1,836
36"	18"	41"	\$1,735
36"	24"	41"	\$1,902
36"	30"	41"	\$1,955

Features & Specifications

- 3/4" Thick LPL case construction with one inch of leveling
- Lock included on closed storage

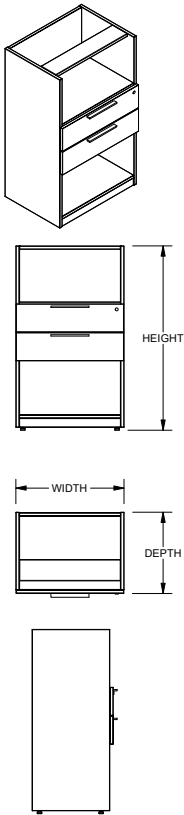
No Charge Options

- All standard laminate finishes available
- Specify lock option: BRC standard black 'LBB', silver 'LBS'



SPECIAL NOTES

- This storage product must be secured or ganged to an additional support structure (eg: wall, adjacent cabinet)



OVERALL SIZE			
WIDTH	DEPTH	HEIGHT	PRICE M3
24"	18"	41"	\$1,500
24"	24"	41"	\$1,709
24"	30"	41"	\$1,762
30"	18"	41"	\$1,617
30"	24"	41"	\$1,783
30"	30"	41"	\$1,836
36"	18"	41"	\$1,735
36"	24"	41"	\$1,902
36"	30"	41"	\$1,955

Features & Specifications

- 3/4" Thick LPL case construction with one inch of leveling
- Lock included on closed storage

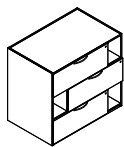
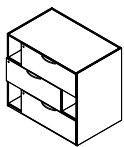
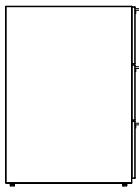
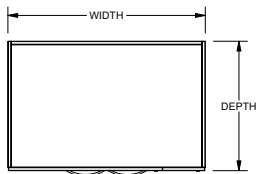
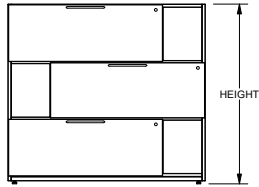
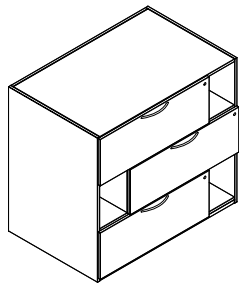
No Charge Options

- All standard laminate finishes available
- Specify lock option: BRC standard black 'LBB', silver 'LBS'



SPECIAL NOTES

- This storage product must be secured or ganged to an additional support structure (eg: wall, adjacent cabinet)



RIGHT HAND

LEFT HAND

Features & Specifications

No Charge Options



SPECIAL NOTES

OVERALL SIZE				
WIDTH	DEPTH	HEIGHT	DRAWER WIDTH	PRICE
34"	18"	41"	24"	\$2,141
40"	18"	41"	30"	\$2,413
46"	18"	41"	36"	\$2,480
34"	24"	41"	24"	\$2,292
40"	24"	41"	30"	\$2,509
46"	24"	41"	36"	\$2,580
34"	30"	41"	24"	\$2,446
40"	30"	41"	30"	\$2,663
46"	30"	41"	36"	\$2,732

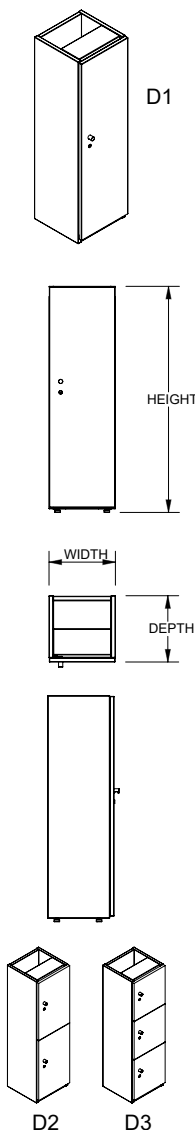


ORDER CODE SAMPLE					
ITEM CODE	WIDTH	DEPTH	HEIGHT	HAND	LOCK
NYZZZ	W34	D18	H41	R	LBS

- 3/4" Thick LPL case construction with one inch of leveling
- Lock included on closed storage
- Specify handedness left 'L' or right 'R' when ordering

- All standard laminate finishes available
- Specify lock option: BRC standard black 'LBB', silver 'LBS'

- This storage product must be secured or ganged to an additional support structure (eg: wall, adjacent cabinet)



OVERALL SIZE				
WIDTH	DEPTH	HEIGHT	DOORS	PRICE
12"	12"	41"	1	\$1,108
12"	15"	41"	1	\$1,161
12"	18"	41"	1	\$1,214
12"	24"	41"	1	\$1,267
15"	12"	41"	1	\$1,161
15"	15"	41"	1	\$1,214
15"	18"	41"	1	\$1,267
15"	24"	41"	1	\$1,320
20"	12"	41"	1	\$1,214
20"	15"	41"	1	\$1,267
20"	18"	41"	1	\$1,320
20"	24"	41"	1	\$1,373
12"	12"	41"	2	\$1,221
12"	15"	41"	2	\$1,272
12"	18"	41"	2	\$1,325
12"	24"	41"	2	\$1,378
15"	12"	41"	2	\$1,272
15"	15"	41"	2	\$1,325
15"	18"	41"	2	\$1,378
15"	24"	41"	2	\$1,431
20"	12"	41"	2	\$1,325
20"	15"	41"	2	\$1,378
20"	18"	41"	2	\$1,431
20"	24"	41"	2	\$1,484
12"	12"	41"	3	\$1,333
12"	15"	41"	3	\$1,386
12"	18"	41"	3	\$1,439
12"	24"	41"	3	\$1,491
15"	12"	41"	3	\$1,386
15"	15"	41"	3	\$1,439
15"	18"	41"	3	\$1,491
15"	24"	41"	3	\$1,543
20"	12"	41"	3	\$1,439
20"	15"	41"	3	\$1,491
20"	18"	41"	3	\$1,543
20"	24"	41"	3	\$1,596

LOCK OPTION			
# OF DOORS	UPCHARGE		
	LBB LBS	LSP	LKP
1	+0	+47	+391
2	+0	+94	+781
3	+0	+139	+1,172

LOCK CODES:



Ⓢ BRC STANDARD KEY:
BLACK 'LBB'
SILVER 'LBS'

ORDER CODE SAMPLE						
ITEM CODE	WIDTH	DEPTH	HEIGHT	DOORS	HAND	LOCK OPTION
NYLCZ	W12	D12	H41	D3	HL	LKP

Features & Specifications

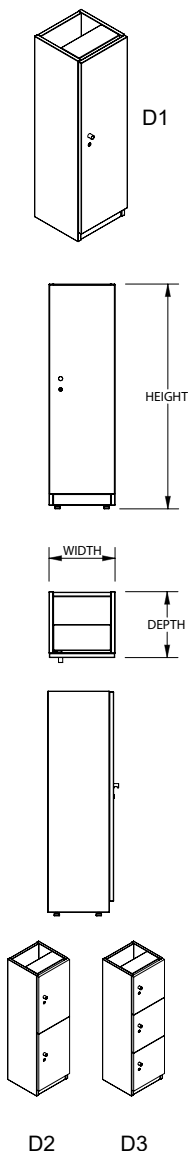
- One inch of leveling
- Wood grain runs vertically where applicable
- One door units include a coat hook on each side
- Specify lock option; reference chart and codes above, add price where applicable
- Specify handedness: 'HL' for hinged left or 'HR' for hinged right
- All lockers include a single pull handle where keyed lock is specified (LBB & LBS)

No Charge Options

- All standard laminates available

SPECIAL NOTES

- This product is not freestanding and must be secured or ganged to an additional support structure such as a wall and/or an adjacent locker



OVERALL SIZE				
WIDTH	DEPTH	HEIGHT	DOORS	PRICE
12"	12"	41"	1	\$1,108
12"	15"	41"	1	\$1,161
12"	18"	41"	1	\$1,214
12"	24"	41"	1	\$1,267
15"	12"	41"	1	\$1,161
15"	15"	41"	1	\$1,214
15"	18"	41"	1	\$1,267
15"	24"	41"	1	\$1,320
20"	12"	41"	1	\$1,214
20"	15"	41"	1	\$1,267
20"	18"	41"	1	\$1,320
20"	24"	41"	1	\$1,373
12"	12"	41"	2	\$1,221
12"	15"	41"	2	\$1,272
12"	18"	41"	2	\$1,325
12"	24"	41"	2	\$1,378
15"	12"	41"	2	\$1,272
15"	15"	41"	2	\$1,325
15"	18"	41"	2	\$1,378
15"	24"	41"	2	\$1,431
20"	12"	41"	2	\$1,325
20"	15"	41"	2	\$1,378
20"	18"	41"	2	\$1,431
20"	24"	41"	2	\$1,484
12"	12"	41"	3	\$1,333
12"	15"	41"	3	\$1,386
12"	18"	41"	3	\$1,439
12"	24"	41"	3	\$1,491
15"	12"	41"	3	\$1,386
15"	15"	41"	3	\$1,439
15"	18"	41"	3	\$1,491
15"	24"	41"	3	\$1,543
20"	12"	41"	3	\$1,439
20"	15"	41"	3	\$1,491
20"	18"	41"	3	\$1,543
20"	24"	41"	3	\$1,596

LOCK OPTION			
# OF DOORS	UPCHARGE		
	LBB LBS	LSP	LKP
1	+0	+47	+391
2	+0	+94	+781
3	+0	+139	+1,172

LOCK CODES:



Ⓢ BRC STANDARD KEY:
BLACK 'LBB'
SILVER 'LBS'



ORDER CODE SAMPLE						
ITEM CODE	WIDTH	DEPTH	HEIGHT	DOORS	HAND	LOCK OPTION
NYLCX	W12	D12	H41	D3	HL	LKP

Features & Specifications

No Charge Options


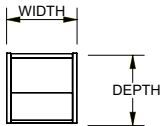
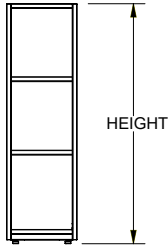
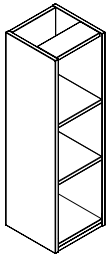


SPECIAL NOTES

- One inch of leveling
- Wood grain runs vertically where applicable
- One door units include a coat hook on each side
- Specify lock option; reference chart and codes above, add price where applicable
- Specify handedness: 'HL' for hinged left or 'HR' for hinged right
- All lockers include a single pull handle where keyed lock is specified (LBB & LBS)

- All standard laminates available

- This product is not freestanding and must be secured or ganged to an additional support structure such as a wall and/or an adjacent locker



OVERALL SIZE			
WIDTH	DEPTH	HEIGHT	PRICE
12"	12"	41"	\$996
12"	15"	41"	\$1,049
12"	18"	41"	\$1,101
12"	24"	41"	\$1,154
15"	12"	41"	\$1,049
15"	15"	41"	\$1,101
15"	18"	41"	\$1,154
15"	24"	41"	\$1,206
20"	12"	41"	\$1,101
20"	15"	41"	\$1,154
20"	18"	41"	\$1,206
20"	24"	41"	\$1,259
12"	12"	41"	\$1,049
12"	15"	41"	\$1,101
12"	18"	41"	\$1,154
12"	24"	41"	\$1,206
15"	12"	41"	\$1,101
15"	15"	41"	\$1,154
15"	18"	41"	\$1,206
15"	24"	41"	\$1,259
20"	12"	41"	\$1,154
20"	15"	41"	\$1,206
20"	18"	41"	\$1,259
20"	24"	41"	\$1,312
12"	12"	41"	\$1,101
12"	15"	41"	\$1,154
12"	18"	41"	\$1,206
12"	24"	41"	\$1,259
15"	12"	41"	\$1,154
15"	15"	41"	\$1,206
15"	18"	41"	\$1,259
15"	24"	41"	\$1,312
20"	12"	41"	\$1,206
20"	15"	41"	\$1,259
20"	18"	41"	\$1,312
20"	24"	41"	\$1,365

Features & Specifications




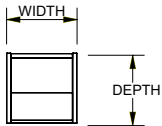
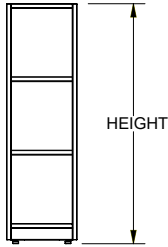
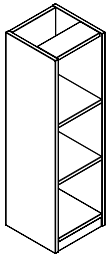
ORDER CODE SAMPLE			
ITEM CODE	WIDTH	DEPTH	HEIGHT
NYLOZ	W12	D12	H41

No Charge Options



SPECIAL NOTES

- One inch of leveling
- Wood grain runs vertically where applicable
- Includes three adjustable shelves
- All standard laminates available
- This product is not freestanding and must be secured or ganged to an additional support structure such as a wall and/or an adjacent locker



OVERALL SIZE			
WIDTH	DEPTH	HEIGHT	PRICE
12"	12"	41"	\$996
12"	15"	41"	\$1,049
12"	18"	41"	\$1,101
12"	24"	41"	\$1,154
15"	12"	41"	\$1,049
15"	15"	41"	\$1,101
15"	18"	41"	\$1,154
15"	24"	41"	\$1,206
20"	12"	41"	\$1,101
20"	15"	41"	\$1,154
20"	18"	41"	\$1,206
20"	24"	41"	\$1,259
12"	12"	41"	\$1,049
12"	15"	41"	\$1,101
12"	18"	41"	\$1,154
12"	24"	41"	\$1,206
15"	12"	41"	\$1,101
15"	15"	41"	\$1,154
15"	18"	41"	\$1,206
15"	24"	41"	\$1,259
20"	12"	41"	\$1,154
20"	15"	41"	\$1,206
20"	18"	41"	\$1,259
20"	24"	41"	\$1,312
12"	12"	41"	\$1,101
12"	15"	41"	\$1,154
12"	18"	41"	\$1,206
12"	24"	41"	\$1,259
15"	12"	41"	\$1,154
15"	15"	41"	\$1,206
15"	18"	41"	\$1,259
15"	24"	41"	\$1,312
20"	12"	41"	\$1,206
20"	15"	41"	\$1,259
20"	18"	41"	\$1,312
20"	24"	41"	\$1,365



ORDER CODE SAMPLE			
ITEM CODE	WIDTH	DEPTH	HEIGHT
NYLOX	W12	D12	H41

Features & Specifications

- One inch of leveling
- Wood grain runs vertically where applicable
- Includes three adjustable shelves

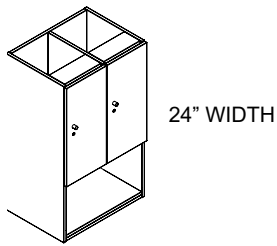
No Charge Options

- All standard laminates available

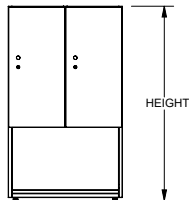


SPECIAL NOTES

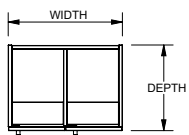
- This product is not freestanding and must be secured or ganged to an additional support structure such as a wall and/or an adjacent locker



24" WIDTH

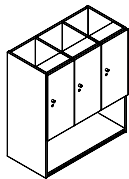



HEIGHT



WIDTH

DEPTH



36" WIDTH

OVERALL SIZE				
WIDTH	DEPTH	HEIGHT	DOORS	PRICE
24"	18"	41"	2	\$1,693
36"	18"	41"	3	\$2,036

LOCK OPTION			
# OF DOORS	UPCHARGE		
	LBB LBS	LSP	LKP
2	+0	+94	+781
3	+0	+139	+1,172

LOCK CODES:



KEYPAD
'LKP'



HASP
'LSP'

Ⓢ BRC STANDARD KEY:
BLACK 'LBB'
SILVER 'LBS'

Features & Specifications

No Charge Options



SPECIAL NOTES

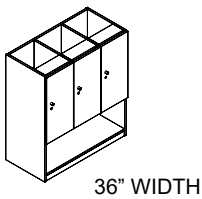

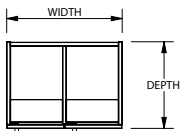
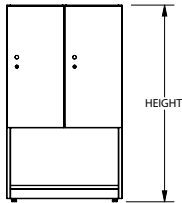
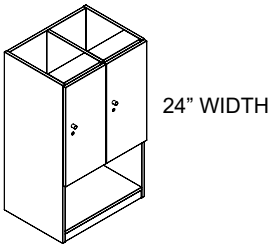


ORDER CODE SAMPLE						
ITEM CODE	WIDTH	DEPTH	HEIGHT	DOORS	HAND	LOCK OPTION
NYLTZ	W24	D18	H41	D2	HL	LKP

- One inch of leveling
- Wood grain runs vertically where applicable
- Specify lock option; reference chart and codes above, add price where applicable
- Specify handedness: 'HL' for hinged left or 'HR' for hinged right
- All lockers include a single pull handle where keyed lock is specified (LBB & LBS)

- All standard laminates available

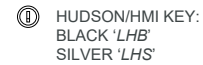
- This product is not freestanding and must be secured or ganged to an additional support structure such as a wall and/or an adjacent locker



OVERALL SIZE				
WIDTH	DEPTH	HEIGHT	DOORS	PRICE
24"	18"	41"	2	\$1,693
36"	18"	41"	3	\$2,036

LOCK OPTION			
# OF DOORS	UPCHARGE		
	LHB LHS	LSP	LKP
2	+0	+94	+781
3	+0	+139	+1,172

LOCK CODES:



ORDER CODE SAMPLE						
ITEM CODE	WIDTH	DEPTH	HEIGHT	DOORS	HAND	LOCK OPTION
NYLTX	W24	D18	H41	D2	HL	LKP

Features & Specifications

No Charge Options

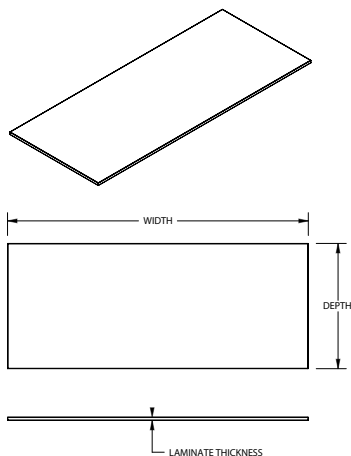


SPECIAL NOTES

- One inch of leveling
- Wood grain runs vertically where applicable
- Specify lock option; reference chart and codes above, add price where applicable
- Specify handedness: 'HL' for hinged left or 'HR' for hinged right
- All lockers include a single pull handle where keyed lock is specified (LHB & LHS)

- All standard laminates available

- This product is not freestanding and must be secured or ganged to an additional support structure such as a wall and/or an adjacent locker



OVERALL SIZE		LAMINATE THICKNESS	
WIDTH	DEPTH	PRICE M1	PRICE H1
72"	30"	\$740	\$1,026
78"	30"	\$745	\$1,037
84"	30"	\$745	\$1,037
90"	30"	\$753	\$1,044
96"	30"	\$753	\$1,044
102"	30"	\$758	\$1,054
108"	30"	\$766	\$1,064
114"	30"	\$1,431	\$1,989
120"	30"	\$1,439	\$1,998
126"	30"	\$1,451	\$2,017
132"	30"	\$1,451	\$2,017
138"	30"	\$1,467	\$2,037
144"	30"	\$1,467	\$2,037
156"	30"	\$1,479	\$2,055
168"	30"	\$1,494	\$2,073
180"	30"	\$1,505	\$2,092
192"	30"	\$1,521	\$2,110
204"	30"	\$1,533	\$2,127
216"	30"	\$1,547	\$2,149
228"	30"	\$2,084	\$3,008
240"	30"	\$2,232	\$3,102
252"	30"	\$2,262	\$3,130
264"	30"	\$2,277	\$3,146
276"	30"	\$2,286	\$3,163
288"	30"	\$2,286	\$3,179
72"	36"	\$766	\$1,064
78"	36"	\$770	\$1,070
84"	36"	\$773	\$1,074
90"	36"	\$776	\$1,077
96"	36"	\$779	\$1,082
102"	36"	\$785	\$1,093
108"	36"	\$794	\$1,101
114"	36"	\$1,459	\$2,027
120"	36"	\$1,467	\$2,037
126"	36"	\$1,479	\$2,055
132"	36"	\$1,479	\$2,055
138"	36"	\$1,494	\$2,073
144"	36"	\$1,494	\$2,073

Features & Specifications

No Charge Options

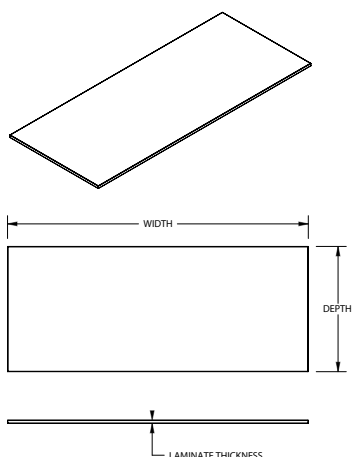


SPECIAL NOTES



ORDER CODE SAMPLE			
ITEM CODE	WIDTH	DEPTH	LAMINATE
NYWSN	W72	D30	M1

- Can be used in storage top and worksurface applications
- Does not include inserts or pilot holes under the worksurface
- Laminate codes - M1: 1" LPL, H1: 1" HPL
- LPL surfaces are finished on both sides; HPL surfaces are finished on one side only with backer on underside
- Individual sheet sizes are maximum 96" long. Laminate sheets are not edged on seam where multiple sheets are joined. Joining hardware included for multiple sheet sizes.
- All standard laminate finishes available
- Maximum unsupported span should not exceed 60". Placing a seam on an unsupported area is not recommended. Contact BRC for layout options and support mechanisms.



OVERALL SIZE		LAMINATE THICKNESS	
WIDTH	DEPTH	PRICE M1	PRICE H1
156"	36"	\$1,505	\$2,094
168"	36"	\$1,521	\$2,112
180"	36"	\$1,533	\$2,128
192"	36"	\$1,547	\$2,149
204"	36"	\$1,559	\$2,166
216"	36"	\$1,574	\$2,187
228"	36"	\$2,112	\$3,045
240"	36"	\$2,260	\$3,140
252"	36"	\$2,289	\$3,169
264"	36"	\$2,304	\$3,183
276"	36"	\$2,309	\$3,201
288"	36"	\$2,314	\$3,216
72"	48"	\$766	\$1,064
78"	48"	\$770	\$1,070
84"	48"	\$773	\$1,074
90"	48"	\$776	\$1,077
96"	48"	\$779	\$1,082
102"	48"	\$785	\$1,093
108"	48"	\$794	\$1,101
114"	48"	\$1,459	\$2,027
120"	48"	\$1,467	\$2,037
126"	48"	\$1,479	\$2,055
132"	48"	\$1,479	\$2,055
138"	48"	\$1,494	\$2,073
144"	48"	\$1,494	\$2,073
156"	48"	\$1,505	\$2,094
168"	48"	\$1,521	\$2,112
180"	48"	\$1,533	\$2,128
192"	48"	\$1,547	\$2,149
204"	48"	\$1,559	\$2,166
216"	48"	\$1,574	\$2,187
228"	48"	\$2,112	\$3,045
240"	48"	\$2,260	\$3,140
252"	48"	\$2,289	\$3,169
264"	48"	\$2,304	\$3,183
276"	48"	\$2,314	\$3,201
288"	48"	\$2,314	\$3,216

Features & Specifications

No Charge Options

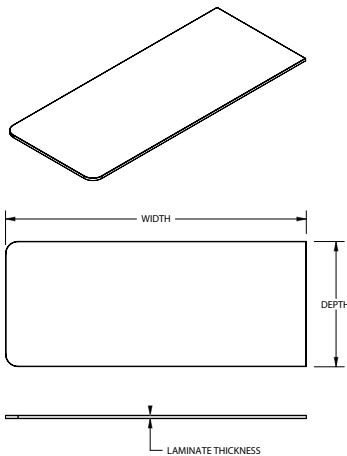


SPECIAL NOTES



ORDER CODE SAMPLE			
ITEM CODE	WIDTH	DEPTH	LAMINATE
NYWSN	W72	D30	M1

- Can be used in storage top and worksurface applications
- Does not include inserts or pilot holes under the worksurface
- Laminate codes - M1: 1" LPL, H1: 1" HPL
- LPL surfaces are finished on both sides; HPL surfaces are finished on one side only with backer on underside
- Individual sheet sizes are maximum 96" long. Laminate sheets are not edged on seam where multiple sheets are joined. Joining hardware included for multiple sheet sizes.
- All standard laminate finishes available
- Maximum unsupported span should not exceed 60". Placing a seam on an unsupported area is not recommended. Contact BRC for layout options and support mechanisms.



OVERALL SIZE		LAMINATE THICKNESS	
WIDTH	DEPTH	PRICE M1	PRICE H1
72"	30"	\$838	\$1,180
78"	30"	\$840	\$1,182
84"	30"	\$843	\$1,184
90"	30"	\$847	\$1,186
96"	30"	\$847	\$1,186
102"	30"	\$852	\$1,197
108"	30"	\$860	\$1,205
114"	30"	\$1,525	\$2,132
120"	30"	\$1,532	\$2,141
126"	30"	\$1,545	\$2,159
132"	30"	\$1,545	\$2,159
138"	30"	\$1,558	\$2,178
144"	30"	\$1,558	\$2,178
156"	30"	\$1,572	\$2,197
168"	30"	\$1,586	\$2,216
180"	30"	\$1,600	\$2,233
192"	30"	\$1,612	\$2,254
204"	30"	\$1,627	\$2,271
216"	30"	\$1,640	\$2,291
228"	30"	\$2,178	\$3,150
240"	30"	\$2,326	\$3,245
252"	30"	\$2,355	\$3,272
264"	30"	\$2,370	\$3,288
276"	30"	\$2,380	\$3,305
288"	30"	\$2,380	\$3,320
72"	36"	\$840	\$1,182
78"	36"	\$845	\$1,187
84"	36"	\$845	\$1,185
90"	36"	\$848	\$1,187
96"	36"	\$848	\$1,187
102"	36"	\$849	\$1,190
108"	36"	\$851	\$1,191
114"	36"	\$1,661	\$2,344
120"	36"	\$1,663	\$2,345
126"	36"	\$1,676	\$2,349
132"	36"	\$1,665	\$2,349
138"	36"	\$1,671	\$2,351
144"	36"	\$1,671	\$2,351

Features & Specifications

No Charge Options

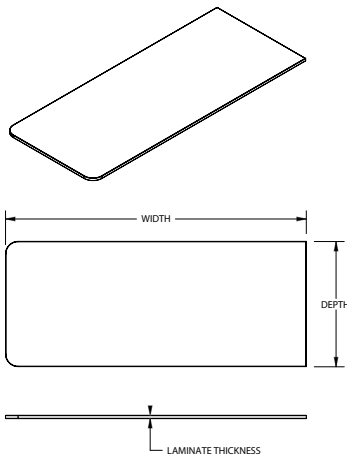


SPECIAL NOTES



ORDER CODE SAMPLE			
ITEM CODE	WIDTH	DEPTH	LAMINATE
NYRSN	W72	D30	M1

- Can be used in storage top and worksurface applications
- Does not include inserts or pilot holes under the worksurface
- Laminate codes - M1: 1" LPL, H1: 1" HPL
- LPL surfaces are finished on both sides; HPL surfaces are finished on one side only with backer on underside
- Individual sheet sizes are maximum 96" long. Laminate sheets are not edged on seam where multiple sheets are joined. Joining hardware included for multiple sheet sizes.
- All standard laminate finishes available
- Maximum unsupported span should not exceed 60". Placing a seam on an unsupported area is not recommended. Contact BRC for layout options and support mechanisms.



OVERALL SIZE		LAMINATE THICKNESS	
WIDTH	DEPTH	PRICE M1	PRICE H1
156"	36"	\$1,673	\$2,355
168"	36"	\$1,676	\$2,359
180"	36"	\$1,678	\$2,363
192"	36"	\$1,684	\$2,366
204"	36"	\$1,690	\$2,371
216"	36"	\$1,690	\$2,371
228"	36"	\$2,229	\$3,232
240"	36"	\$2,505	\$3,529
252"	36"	\$2,505	\$3,529
264"	36"	\$2,511	\$3,535
276"	36"	\$2,511	\$3,535
288"	36"	\$2,518	\$3,543
72"	48"	\$845	\$1,185
78"	48"	\$845	\$1,187
84"	48"	\$848	\$1,187
90"	48"	\$850	\$1,191
96"	48"	\$851	\$1,191
102"	48"	\$852	\$1,194
108"	48"	\$853	\$1,196
114"	48"	\$1,664	\$2,346
120"	48"	\$1,665	\$2,349
126"	48"	\$1,671	\$2,351
132"	48"	\$1,671	\$2,351
138"	48"	\$1,673	\$1,673
144"	48"	\$1,673	\$2,355
156"	48"	\$1,676	\$2,359
168"	48"	\$1,678	\$2,363
180"	48"	\$1,684	\$2,366
192"	48"	\$1,686	\$2,369
204"	48"	\$1,690	\$1,690
216"	48"	\$1,693	\$2,377
228"	48"	\$2,231	\$3,235
240"	48"	\$2,508	\$3,532
252"	48"	\$2,511	\$3,534
264"	48"	\$2,513	\$3,536
276"	48"	\$2,518	\$3,539
288"	48"	\$2,522	\$3,545

Features & Specifications

No Charge Options

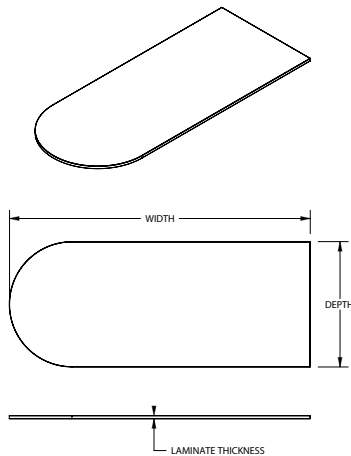


SPECIAL NOTES



ORDER CODE SAMPLE			
ITEM CODE	WIDTH	DEPTH	LAMINATE
NYRSN	W72	D30	M1

- Can be used in storage top and worksurface applications
- Does not include inserts or pilot holes under the worksurface
- Laminate codes - M1: 1" LPL, H1: 1" HPL
- LPL surfaces are finished on both sides; HPL surfaces are finished on one side only with backer on underside
- Individual sheet sizes are maximum 96" long. Laminate sheets are not edged on seam where multiple sheets are joined. Joining hardware included for multiple sheet sizes.
- All standard laminate finishes available
- Maximum unsupported span should not exceed 60". Placing a seam on an unsupported area is not recommended. Contact BRC for layout options and support mechanisms.



OVERALL SIZE		LAMINATE THICKNESS	
WIDTH	DEPTH	PRICE M1	PRICE H1
72"	30"	\$838	\$1,180
78"	30"	\$840	\$1,182
84"	30"	\$843	\$1,184
90"	30"	\$847	\$1,186
96"	30"	\$847	\$1,186
102"	30"	\$852	\$1,197
108"	30"	\$860	\$1,205
114"	30"	\$1,525	\$2,132
120"	30"	\$1,532	\$2,141
126"	30"	\$1,545	\$2,159
132"	30"	\$1,545	\$2,159
138"	30"	\$1,558	\$2,178
144"	30"	\$1,558	\$2,178
156"	30"	\$1,572	\$2,197
168"	30"	\$1,586	\$2,216
180"	30"	\$1,600	\$2,233
192"	30"	\$1,612	\$2,254
204"	30"	\$1,627	\$2,271
216"	30"	\$1,640	\$2,291
228"	30"	\$2,178	\$3,150
240"	30"	\$2,326	\$3,245
252"	30"	\$2,355	\$3,272
264"	30"	\$2,370	\$3,288
276"	30"	\$2,380	\$3,305
288"	30"	\$2,380	\$3,320
72"	36"	\$840	\$1,182
78"	36"	\$845	\$1,187
84"	36"	\$845	\$1,185
90"	36"	\$848	\$1,187
96"	36"	\$848	\$1,187
102"	36"	\$849	\$1,190
108"	36"	\$851	\$1,191
114"	36"	\$1,661	\$2,344
120"	36"	\$1,663	\$2,345
126"	36"	\$1,676	\$2,349
132"	36"	\$1,665	\$2,349
138"	36"	\$1,671	\$2,351
144"	36"	\$1,671	\$2,351

Features & Specifications

No Charge Options

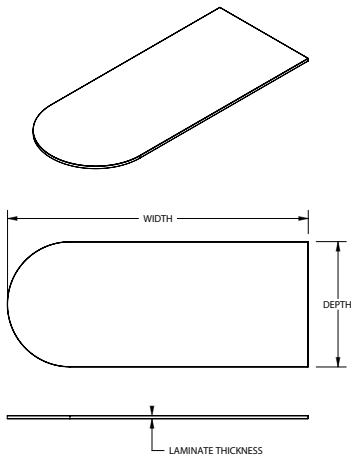


SPECIAL NOTES



ORDER CODE SAMPLE			
ITEM CODE	WIDTH	DEPTH	LAMINATE
NYBSN	W72	D30	M1

- Can be used in storage top and worksurface applications
- Does not include inserts or pilot holes under the worksurface
- Laminate codes - M1: 1" LPL, H1: 1" HPL
- LPL surfaces are finished on both sides; HPL surfaces are finished on one side only with backer on underside
- Individual sheet sizes are maximum 96" long. Laminate sheets are not edged on seam where multiple sheets are joined. Joining hardware included for multiple sheet sizes.
- All standard laminate finishes available
- Maximum unsupported span should not exceed 60". Placing a seam on an unsupported area is not recommended. Contact BRC for layout options and support mechanisms.



OVERALL SIZE		LAMINATE THICKNESS	
WIDTH	DEPTH	PRICE M1	PRICE H1
156"	36"	\$1,673	\$2,355
168"	36"	\$1,676	\$2,359
180"	36"	\$1,678	\$2,363
192"	36"	\$1,684	\$2,366
204"	36"	\$1,690	\$2,371
216"	36"	\$1,690	\$2,371
228"	36"	\$2,229	\$3,232
240"	36"	\$2,505	\$3,529
252"	36"	\$2,505	\$3,529
264"	36"	\$2,511	\$3,535
276"	36"	\$2,511	\$3,535
288"	36"	\$2,518	\$3,543
72"	48"	\$845	\$1,185
78"	48"	\$845	\$1,187
84"	48"	\$848	\$1,187
90"	48"	\$850	\$1,191
96"	48"	\$851	\$1,191
102"	48"	\$852	\$1,194
108"	48"	\$853	\$1,196
114"	48"	\$1,664	\$2,346
120"	48"	\$1,665	\$2,349
126"	48"	\$1,671	\$2,351
132"	48"	\$1,671	\$2,351
138"	48"	\$1,673	\$1,673
144"	48"	\$1,673	\$2,355
156"	48"	\$1,676	\$2,359
168"	48"	\$1,678	\$2,363
180"	48"	\$1,684	\$2,366
192"	48"	\$1,686	\$2,369
204"	48"	\$1,690	\$1,690
216"	48"	\$1,693	\$2,377
228"	48"	\$2,231	\$3,235
240"	48"	\$2,508	\$3,532
252"	48"	\$2,511	\$3,534
264"	48"	\$2,513	\$3,536
276"	48"	\$2,518	\$3,539
288"	48"	\$2,522	\$3,545

Features & Specifications

No Charge Options




SPECIAL NOTES



ORDER CODE SAMPLE			
ITEM CODE	WIDTH	DEPTH	LAMINATE
NYBSN	W72	D30	M1

- Can be used in storage top and worksurface applications
- Does not include inserts or pilot holes under the worksurface
- Laminate codes - M1: 1" LPL, H1: 1" HPL
- LPL surfaces are finished on both sides; HPL surfaces are finished on one side only with backer on underside
- Individual sheet sizes are maximum 96" long. Laminate sheets are not edged on seam where multiple sheets are joined. Joining hardware included for multiple sheet sizes.
- All standard laminate finishes available
- Maximum unsupported span should not exceed 60". Placing a seam on an unsupported area is not recommended. Contact BRC for layout options and support mechanisms.



OVERALL SIZE		
DEPTH	HEIGHT	PRICE
24"	41"	\$710
30"	41"	\$763
36"	41"	\$816
42"	41"	\$866
48"	41"	\$919

Features & Specifications

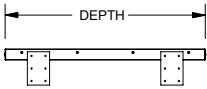

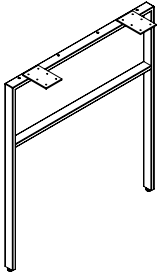


ORDER CODE SAMPLE	
ITEM CODE	DEPTH
NYOLN	W24

- Tubular steel construction with one inch of leveling
- 3/4" Fasteners included

No Charge Options

- All standard metal finishes available



Features & Specifications

No Charge Options


OVERALL SIZE		
DEPTH	HEIGHT	PRICE
24"	41"	\$710
30"	41"	\$763
36"	41"	\$816
42"	41"	\$866
48"	41"	\$919



ORDER CODE SAMPLE	
ITEM CODE	DEPTH
NYHLN	W24

- Tubular steel construction with one inch of leveling
- 3/4" Fasteners included

- All standard metal finishes available



OVERALL SIZE			
DEPTH	HEIGHT	FOR WORKSURFACE DEPTH	PRICE
24"	41"	30", 36"	\$710
36"	41"	42", 48"	\$816

Features & Specifications

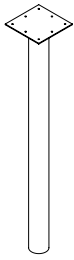
- Tubular steel construction with one inch of leveling
- 3/4" Fasteners included

No Charge Options

- All standard metal finishes available



ORDER CODE SAMPLE	
ITEM CODE	DEPTH
NYALN	W24



OVERALL SIZE		
DIAMETER	HEIGHT	PRICE
3"	41"	\$112




ORDER CODE SAMPLE
ITEM CODE
NYPLN

Features & Specifications

- Tubular steel construction with one inch of leveling
- 3/4" Fasteners included

No Charge Options

- All standard metal finishes available



OVERALL SIZE		
DEPTH	HEIGHT	PRICE
24"	41"	\$453
30"	41"	\$532
36"	41"	\$613
42"	41"	\$691
48"	41"	\$772

Features & Specifications


- One inch of leveling
- Gable is 1" thick LPL construction
- Wood grain runs vertical if applicable

No Charge Options

- All standard laminates available



ORDER CODE SAMPLE	
ITEM CODE	OPTION
NYDGN	W24



OVERALL SIZE		
DEPTH	NOMINAL HEIGHT	PRICE
30"	41"	\$385
36"	41"	\$545
48"	41"	\$703

Features & Specifications




ORDER CODE SAMPLE	
ITEM CODE	OPTION
NYEPX	W30

- Panel is 1" thick LPL construction
- Wood grain runs vertical if applicable
- Attach using screws or double sided tape (not included) as needed
- Panel does not have levelers
- For cabinets with 2" kick

No Charge Options

- All standard laminates available



OVERALL SIZE		
DEPTH	NOMINAL HEIGHT	PRICE
30"	41"	\$385
36"	41"	\$545
48"	41"	\$703

Features & Specifications

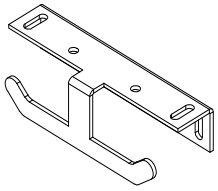


ORDER CODE SAMPLE	
ITEM CODE	OPTION
NYEPZ	W30

- Panel is 1" thick LPL construction
- Wood grain runs vertical if applicable
- Attach using screws or double sided tape (not included) as needed
- Panel does not have levelers
- For cabinets with 1" kick

No Charge Options

- All standard laminates available



OVERALL SIZE	
WIDTH	PRICE
6"	\$124

Features & Specifications



ORDER CODE SAMPLE	
ITEM CODE	OPTION
NYLBN	W6

- Sold as a pair

No Charge Options

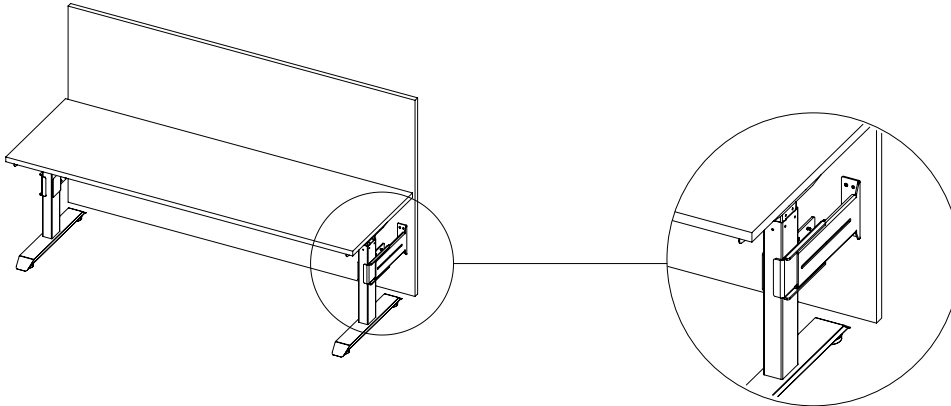
- All standard metal finishes available

Height Adjustable Table Support Brackets

Height adjustable tables present unique challenges when mounting to adjacent furniture. BRC's table support brackets allow direct connection to Gallery Panels, tall storage, credenzas and other items while allowing full height adjustable functionality. These brackets have been designed specifically for our Mesa T leg and C leg bases but may be applicable to non-BRC product. Contact a BRC representative for full details.

T Leg Rear Mount Bracket

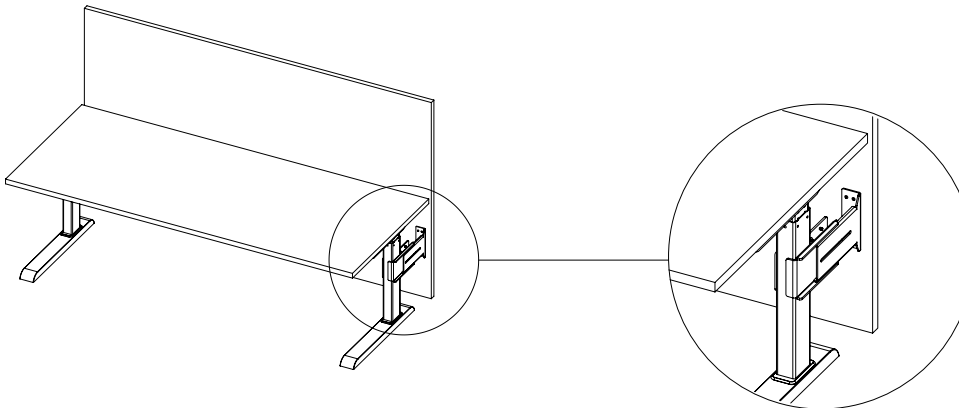
Product Code: NABRA



For use on Mesa T leg tables 24" and 30" deep. Connection to rear panel or similar is permanent by way of screws or bolts. Connection to T leg is a clamping mechanism that does not damage or alter the base.

C Leg Rear Mount Bracket

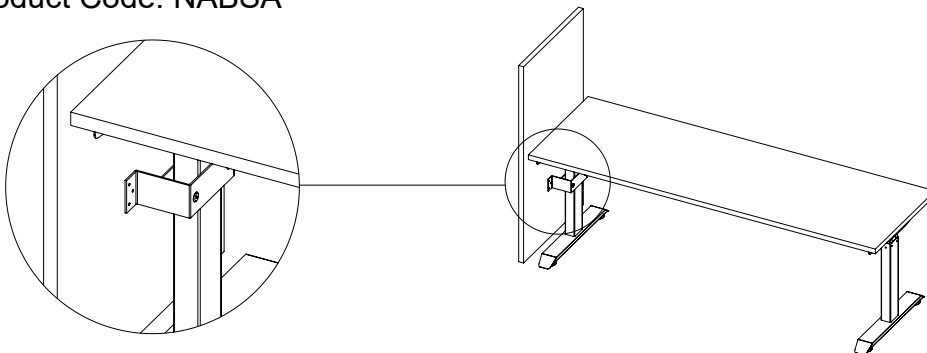
Product Code: NABCA



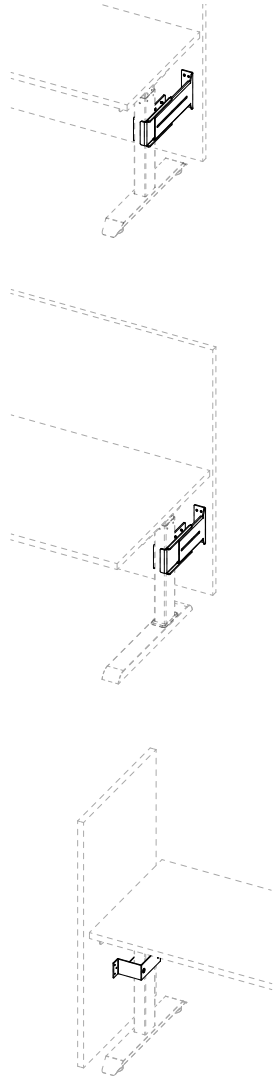
For use on Mesa C leg tables 24" and 30" deep. Connection to rear panel or similar is permanent by way of screws or bolts. Connection to T leg is a clamping mechanism that does not damage or alter the base.

C Leg or T Leg Side Mount Bracket

Product Code: NABSA



For use on Mesa C leg or T leg tables 24" and 30" deep. Connection to side panel or similar is permanent by way of screws or bolts. Connection to T leg is a clamping mechanism that does not damage or alter the base.



Features & Specifications

NABRA	
FEATURES & SPECIFICATIONS	PRICE
<ul style="list-style-type: none"> • For application to the rear of a height adjustable T leg table • Works with BRC Mesa Table 	\$228

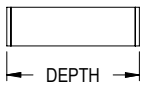

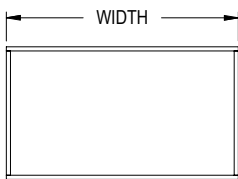
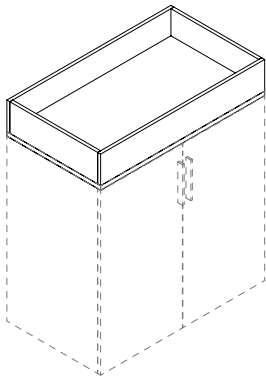
NABCA	
FEATURES & SPECIFICATIONS	PRICE
<ul style="list-style-type: none"> • For application to the rear of a height adjustable C leg table • Works with BRC Mesa Table 	\$228

NABSA	
FEATURES & SPECIFICATIONS	PRICE
<ul style="list-style-type: none"> • For application to the side of a height adjustable table • Works with BRC Mesa T leg and C leg tables 	\$160



ORDER CODE SAMPLE
ITEM CODE
NABRA

- Available in all standard metal finishes
- Includes all hardware to attach to Mesa height adjustable base
- May be compatible with other height adjustable base tables; contact BRC customer service for further details



Features & Specifications

No Charge Options

Optional Extra



SPECIAL NOTES

OVERALL SIZE			PRICE	
WIDTH	DEPTH	HEIGHT	LAMINATE SURROUND ONLY	METAL LINER
30"	12"	7"	\$336	+ 1,148
36"	12"	7"	\$352	+ 1,166
42"	12"	7"	\$387	+ 1,185
48"	12"	7"	\$405	+ 1,196
54"	12"	7"	\$466	+ 1,225
60"	12"	7"	\$392	+ 1,238
30"	15"	7"	\$425	+ 1,172
36"	15"	7"	\$488	+ 1,188
42"	15"	7"	\$488	+ 1,209
48"	15"	7"	\$562	+ 1,220
54"	15"	7"	\$446	+ 1,249
60"	15"	7"	\$474	+ 1,263
30"	18"	7"	\$545	+ 1,195
36"	18"	7"	\$545	+ 1,213
42"	18"	7"	\$628	+ 1,234
48"	18"	7"	\$474	+ 1,245
54"	18"	7"	\$497	+ 1,275
60"	18"	7"	\$545	+ 1,288
30"	20"	7"	\$572	+ 1,219
36"	20"	7"	\$657	+ 1,237
42"	20"	7"	\$532	+ 1,258
48"	20"	7"	\$561	+ 1,269
54"	20"	7"	\$613	+ 1,300
60"	20"	7"	\$643	+ 1,314
30"	24"	7"	\$741	+ 1,244
36"	24"	7"	\$593	+ 1,261
42"	24"	7"	\$622	+ 1,284
48"	24"	7"	\$683	+ 1,295
54"	24"	7"	\$716	+ 1,326
60"	24"	7"	\$823	+ 1,340



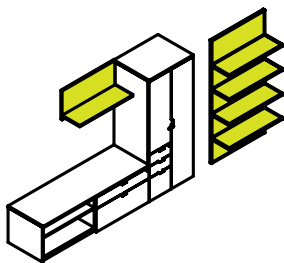
ORDER CODE SAMPLE				
ITEM CODE	WIDTH	DEPTH	HEIGHT	OPTION
NPLTD	W48	H24	H7	ML

- 3/4" Thick LPL case construction
- Intended to be mounted on BRC undermount storage components
- 3/4" Fasteners included
- Grain direction runs vertical where applicable
- Metal liner is finished in black powdercoat
- All standard laminate finishes available
- Includes laminate surround only; for metal liner, add code 'ML' and price as shown above
- LPL Laminate can be permanently damaged by water intrusion; although manufactured to be leak proof, the use of a metal liner may not fully protect the laminate from water intrusion

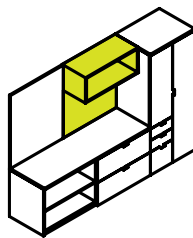
Elements



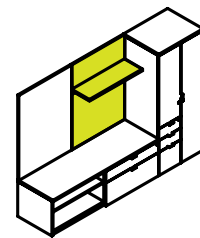
BRC Introduces a complete wall mounted accessory solution that integrates seamlessly with our Natural Series product. Floating shelves, whiteboards and tackboards can be installed alone or integrated into an office layout. Panels can be specified full height or stacked in line according to requirements. Find more information on each section by clicking below.



Element Free Panels



Element Desk Panels



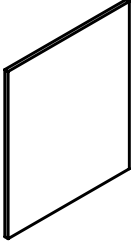
Element Low Panels

Element Wall Panel System

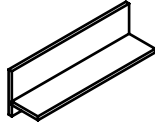
The following components are included in the Element wall mount panel system.

Components

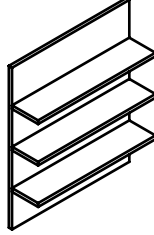
Laminate Panel



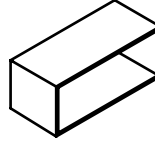
Single Shelf



Multiple Shelves



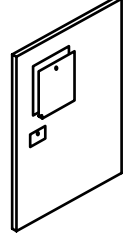
Open Storage



Marker Board




Tackboard



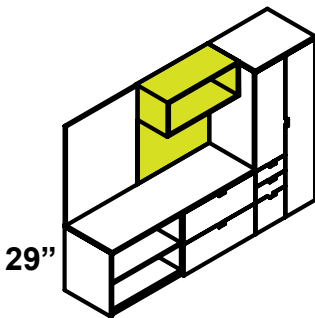
Grouping

The offering is divided into three distinct groups depending on how the products will be used.



Element Free Panels

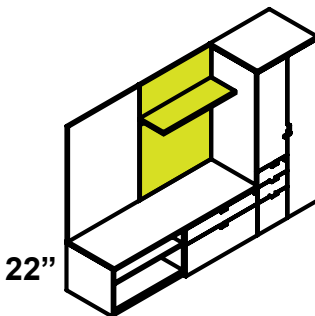
These components work with each other but are intended to be used independently from desk or storage furniture



29"

Element Desk Panels

These components work with each other and are sized to be mounted above desk height (29") storage components and tables. The overall height of these elements will align with a hutch or tall storage (eg, 66", 72", etc.)



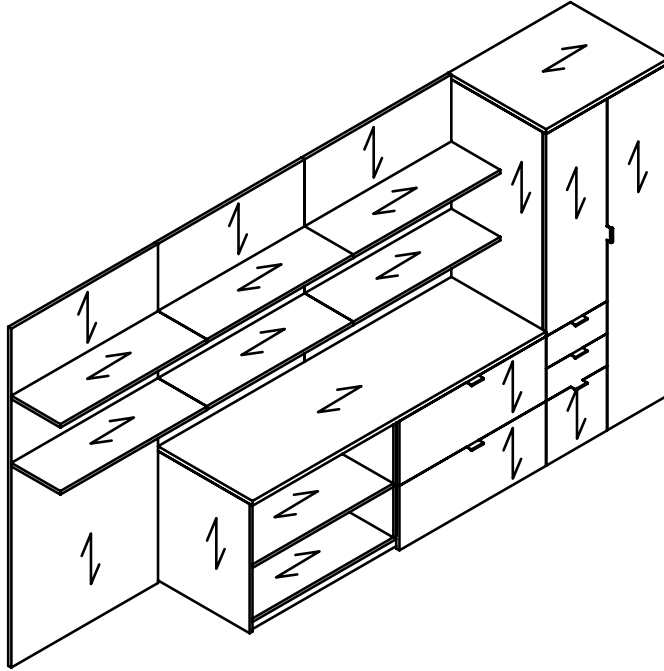
22"

Element Low Panels

These components work with each other and are sized to be mounted above low storage (22") components. The overall height of these elements will align with a hutch or tall storage (eg, 66", 72", etc.)

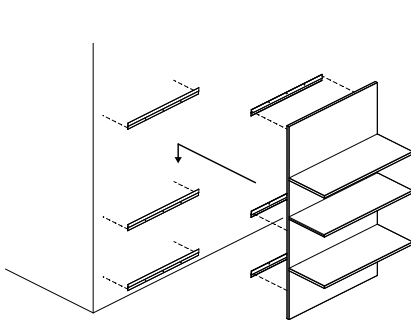
Grain Direction

The grain direction on the wall panels always runs vertical as shown below. Shelving and overhead storage grain runs horizontal to match adjacent desk and storage products if applicable.

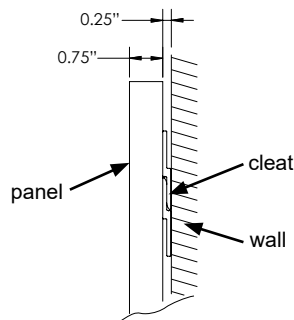


Mounting


All components use an aluminum cleat based mounting system. The cleat on the back of the panel is pre-installed at the factory and matching wall cleats are provided for installation on site. After installation, the back of the wall panel sits 1/4" (0.25") out from the wall which is the total thickness of the cleat. The back panel, shelves and general construction is 3/4" thick laminate. Reference our Element Wall Panel System Installation guide for further details.



Wall panels drop into cleat



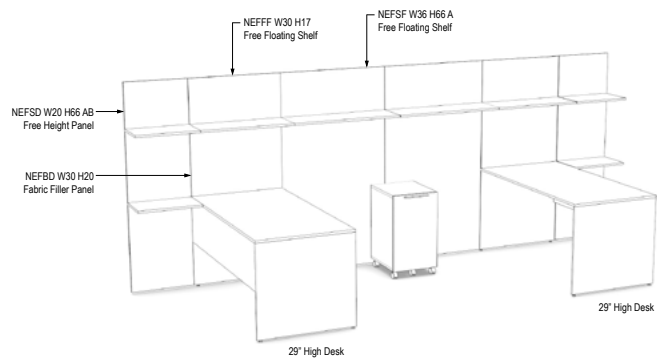
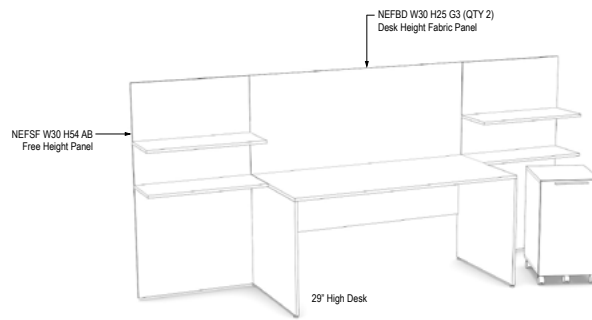
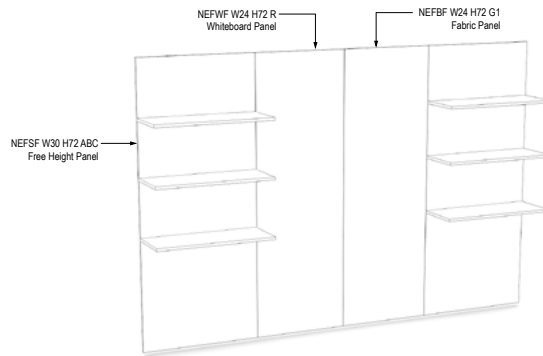
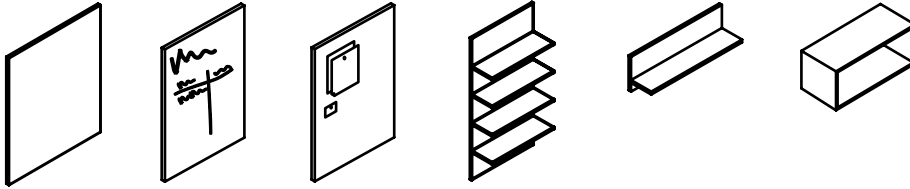
Total depth from wall is 1.00"





Multiple cleats are used as wall panel size and quantity increases (stacked panels)

Element Free Panels

Element Free Panels are the best solution for stand alone wall mount needs. Whiteboard, tackboard and floating shelves can be used together or independently. Use the examples on this page to configure your own unique layouts.





OVERALL SIZE		
WIDTH	HEIGHT	PRICE
18"	29"	\$358
18"	42"	\$382
18"	48"	\$391
18"	54"	\$401
18"	60"	\$463
18"	66"	\$506
18"	72"	\$515
18"	84"	\$568
20"	29"	\$363
20"	42"	\$388
20"	48"	\$400
20"	54"	\$411
20"	60"	\$473
20"	66"	\$516
20"	72"	\$528
20"	84"	\$582
24"	29"	\$373
24"	42"	\$403
24"	48"	\$416
24"	54"	\$429
24"	60"	\$494
24"	66"	\$540
24"	72"	\$552
24"	84"	\$610
30"	29"	\$389
30"	42"	\$425
30"	48"	\$441
30"	54"	\$457
30"	60"	\$524
30"	66"	\$573
30"	72"	\$588
30"	84"	\$654

OVERALL SIZE		
WIDTH	HEIGHT	PRICE
36"	29"	\$405
36"	42"	\$446
36"	48"	\$465
36"	54"	\$484
36"	60"	\$554
36"	66"	\$606
36"	72"	\$626
36"	84"	\$696
48"	29"	\$437
48"	42"	\$491
48"	48"	\$515
48"	54"	\$540
48"	60"	\$617
48"	66"	\$673
48"	72"	\$699
48"	84"	\$780
52"	29"	\$446
52"	42"	\$506
52"	48"	\$532
52"	54"	\$560
52"	60"	\$636
52"	66"	\$696
52"	72"	\$723
52"	84"	\$809
60"	29"	\$467
60"	42"	\$534
60"	48"	\$565
60"	54"	\$595
60"	60"	\$677
60"	66"	\$741
60"	72"	\$772
60"	84"	\$865





ORDER CODE SAMPLE		
ITEM CODE	WIDTH	HEIGHT
NEFLF	W18	H29

Features & Specifications

- 3/4" LP Laminate Construction
- Wood grain runs vertical
- Includes mounting cleat and hardware

No Charge Options

- All standard laminate finishes available



Features & Specifications



OVERALL SIZE		PRICE
WIDTH	HEIGHT	REGULAR SURFACE R
18"	29"	\$437
18"	42"	\$495
18"	48"	\$520
18"	54"	\$548
18"	60"	\$626
18"	66"	\$684
18"	72"	\$711
18"	84"	\$796
20"	29"	\$452
20"	42"	\$513
20"	48"	\$543
20"	54"	\$573
20"	60"	\$655
20"	66"	\$714
20"	72"	\$744
20"	84"	\$836
24"	29"	\$479
24"	42"	\$553
24"	48"	\$588
24"	54"	\$623
24"	60"	\$711
24"	66"	\$778
24"	72"	\$812
24"	84"	\$915
30"	29"	\$520
30"	42"	\$615
30"	48"	\$657
30"	54"	\$701
30"	60"	\$795
30"	66"	\$871
30"	72"	\$915
30"	84"	\$1,034

OVERALL SIZE		PRICE
WIDTH	HEIGHT	REGULAR SURFACE R
36"	29"	\$563
36"	42"	\$673
36"	48"	\$725
36"	54"	\$777
36"	60"	\$880
36"	66"	\$962
36"	72"	\$1,014
36"	84"	\$1,150
48"	29"	\$647
48"	42"	\$794
48"	48"	\$862
48"	54"	\$930
48"	60"	\$1,050
48"	66"	\$1,150
48"	72"	\$1,218
48"	84"	\$1,388



ORDER CODE SAMPLE			
ITEM CODE	WIDTH	HEIGHT	SURFACE
NEFWF	W18	H29	R

- 3/4" LP Laminate Construction
- Specify non-magnetic surface 'R'
- Dry erase markers and eraser included
- Includes mounting cleat and hardware



OVERALL SIZE		FABRIC PRICE						
WIDTH	HEIGHT	G0	G1	G2	G3	G4	G5	G6
18"	29"	\$271	\$325	\$367	\$403	\$412	\$461	\$522
18"	42"	\$288	\$349	\$408	\$461	\$476	\$544	\$634
18"	48"	\$297	\$358	\$427	\$487	\$506	\$583	\$687
18"	54"	\$307	\$370	\$447	\$513	\$534	\$622	\$736
18"	60"	\$316	\$379	\$467	\$540	\$563	\$659	\$789
18"	66"	\$322	\$391	\$485	\$566	\$594	\$700	\$841
18"	72"	\$333	\$403	\$506	\$594	\$622	\$737	\$890
18"	84"	\$350	\$424	\$544	\$649	\$679	\$815	\$994
20"	29"	\$275	\$330	\$377	\$416	\$429	\$481	\$550
20"	42"	\$296	\$357	\$424	\$480	\$500	\$575	\$673
20"	48"	\$304	\$369	\$445	\$510	\$530	\$617	\$731
20"	54"	\$316	\$379	\$467	\$540	\$563	\$659	\$789
20"	60"	\$325	\$393	\$489	\$569	\$596	\$703	\$847
20"	66"	\$334	\$404	\$509	\$599	\$626	\$747	\$904
20"	72"	\$346	\$416	\$530	\$630	\$659	\$790	\$959
20"	84"	\$366	\$441	\$575	\$690	\$725	\$877	\$1,075
24"	29"	\$283	\$341	\$395	\$445	\$461	\$523	\$604
24"	42"	\$308	\$373	\$453	\$523	\$544	\$635	\$754
24"	48"	\$320	\$388	\$480	\$559	\$583	\$688	\$823
24"	54"	\$333	\$403	\$506	\$594	\$622	\$737	\$890
24"	60"	\$346	\$416	\$530	\$630	\$659	\$790	\$959
24"	66"	\$355	\$431	\$559	\$666	\$700	\$843	\$1,030
24"	72"	\$369	\$445	\$583	\$700	\$737	\$893	\$1,098
24"	84"	\$391	\$474	\$635	\$773	\$815	\$997	\$1,235
30"	29"	\$297	\$358	\$429	\$489	\$507	\$584	\$688
30"	42"	\$330	\$399	\$500	\$584	\$613	\$725	\$873
30"	48"	\$346	\$416	\$530	\$630	\$659	\$790	\$959
30"	54"	\$358	\$435	\$563	\$675	\$709	\$854	\$1,046
30"	60"	\$373	\$453	\$596	\$717	\$757	\$921	\$1,132
30"	66"	\$388	\$470	\$626	\$764	\$807	\$983	\$1,218
30"	72"	\$403	\$489	\$659	\$808	\$854	\$1,049	\$1,304
30"	84"	\$431	\$526	\$725	\$897	\$954	\$1,177	\$1,474

Features & Specifications





ORDER CODE SAMPLE			
ITEM CODE	WIDTH	HEIGHT	FABRIC GRADE
NEFBF	W24	H72	G1

- Specify fabric, add code: Grade 0 'G0', Grade 1 'G1', Grade 2 'G2', Grade 3 'G3', Grade 4 'G4', Grade 5 'G5' or Grade 6 'G6'
- Panel is 3/4" thick
- Fabric is tackable
- Includes mounting cleat and hardware

No Charge Options

- All standard fabrics available



OVERALL SIZE		FABRIC PRICE						
WIDTH	HEIGHT	G0	G1	G2	G3	G4	G5	G6
36"	29"	\$313	\$377	\$461	\$530	\$554	\$649	\$773
36"	42"	\$350	\$424	\$544	\$649	\$679	\$815	\$994
36"	48"	\$369	\$445	\$583	\$700	\$737	\$893	\$1,098
36"	54"	\$387	\$467	\$622	\$754	\$795	\$971	\$1,202
36"	60"	\$403	\$489	\$659	\$808	\$854	\$1,049	\$1,304
36"	66"	\$421	\$510	\$700	\$863	\$913	\$1,127	\$1,408
36"	72"	\$437	\$531	\$737	\$915	\$971	\$1,203	\$1,512
36"	84"	\$473	\$576	\$815	\$1,022	\$1,088	\$1,358	\$1,717
48"	29"	\$340	\$411	\$523	\$617	\$649	\$773	\$938
48"	42"	\$391	\$474	\$635	\$773	\$815	\$997	\$1,235
48"	48"	\$414	\$502	\$688	\$844	\$893	\$1,099	\$1,374
48"	54"	\$437	\$531	\$737	\$915	\$971	\$1,203	\$1,512
48"	60"	\$462	\$561	\$790	\$987	\$1,049	\$1,308	\$1,647
48"	66"	\$485	\$588	\$843	\$1,057	\$1,127	\$1,411	\$1,785
48"	72"	\$509	\$618	\$893	\$1,129	\$1,203	\$1,515	\$1,923
48"	84"	\$555	\$676	\$997	\$1,271	\$1,358	\$1,720	\$2,198

Features & Specifications

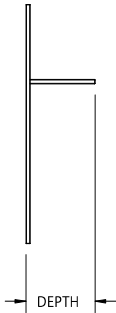
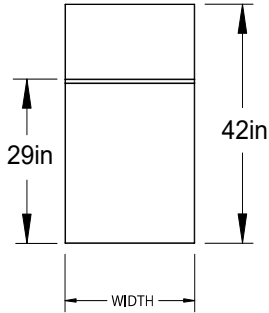
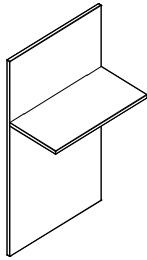


ORDER CODE SAMPLE			
ITEM CODE	WIDTH	HEIGHT	FABRIC GRADE
NEFBF	W48	H29	G1

- Specify fabric, add code: Grade 0 'G0', Grade 1 'G1', Grade 2 'G2', Grade 3 'G3', Grade 4 'G4', Grade 5 'G5' or Grade 6 'G6'
- Panel is 3/4" thick
- Fabric is tackable
- Includes mounting cleat and hardware

No Charge Options

- All standard fabrics available



OVERALL SIZE			PRICE
WIDTH	DEPTH	HEIGHT	ONE SHELF
18"	13"	42"	\$511
20"	13"	42"	\$523
24"	13"	42"	\$545
30"	13"	42"	\$579
36"	13"	42"	\$613
48"	13"	42"	\$678
52"	13"	42"	\$701
60"	13"	42"	\$745

Features & Specifications

No Charge Options

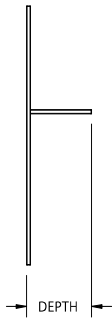
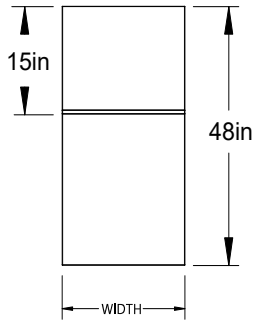
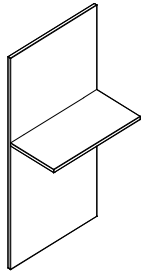


SPECIAL NOTES



ORDER CODE SAMPLE			
ITEM CODE	WIDTH	DEPTH	HEIGHT
NEFSF	W18	D13	H42

- 3/4" LP Laminate Construction
- Shelf depth is 12"
- Includes mounting cleat and hardware
- All standard laminate finishes available
- Each shelf can hold a maximum of 18kg or 40lbs.



Features & Specifications

No Charge Options



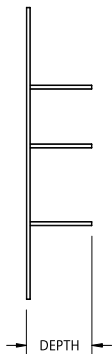
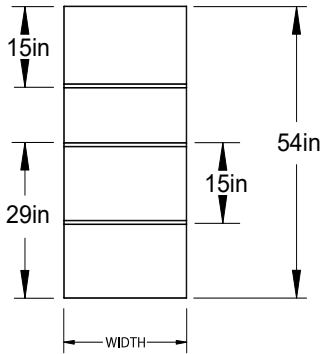
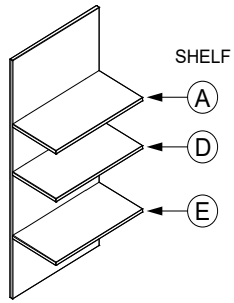
SPECIAL NOTES

OVERALL SIZE			PRICE
WIDTH	DEPTH	HEIGHT	ONE SHELF
18"	13"	48"	\$522
20"	13"	48"	\$534
24"	13"	48"	\$559
30"	13"	48"	\$594
36"	13"	48"	\$631
48"	13"	48"	\$703
52"	13"	48"	\$727
60"	13"	48"	\$776



ORDER CODE SAMPLE			
ITEM CODE	WIDTH	DEPTH	HEIGHT
NEFSF	W18	D13	H48

- 3/4" LP Laminate Construction
- Shelf depth is 12"
- Includes mounting cleat and hardware
- All standard laminate finishes available
- Each shelf can hold a maximum of 18kg or 40lbs.



OVERALL SIZE			PRICE		
WIDTH	DEPTH	HEIGHT	ONE SHELF	2 SHELVES	3 SHELVES
18"	13"	54"	\$532	\$663	\$794
20"	13"	54"	\$545	\$681	\$814
24"	13"	54"	\$572	\$713	\$858
30"	13"	54"	\$610	\$764	\$918
36"	13"	54"	\$649	\$816	\$981
48"	13"	54"	\$727	\$916	\$1,105
52"	13"	54"	\$755	\$949	\$1,146
60"	13"	54"	\$807	\$1,018	\$1,229

Features & Specifications

No Charge Options

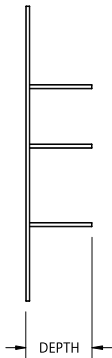
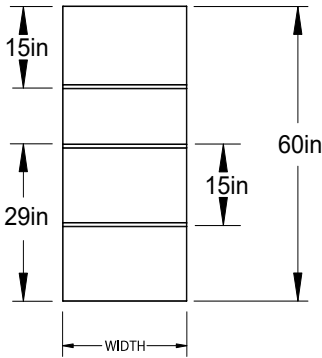
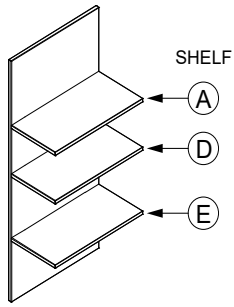


SPECIAL NOTES



ORDER CODE SAMPLE				
ITEM CODE	WIDTH	DEPTH	HEIGHT	SHELF
NEFSF	W18	D13	H54	A E

- 3/4" LP Laminate Construction
- Specify shelves 'A' and/or 'D' and/or 'E'
- Shelf depth is 12"
- Includes mounting cleat and hardware
- All standard laminate finishes available
- Each shelf can hold a maximum of 18kg or 40lbs.



Features & Specifications

No Charge Options



SPECIAL NOTES

OVERALL SIZE			PRICE		
WIDTH	DEPTH	HEIGHT	ONE SHELF	2 SHELVES	3 SHELVES
18"	13"	60"	\$594	\$725	\$854
20"	13"	60"	\$607	\$743	\$877
24"	13"	60"	\$636	\$778	\$921
30"	13"	60"	\$677	\$832	\$986
36"	13"	60"	\$721	\$885	\$1,052
48"	13"	60"	\$806	\$993	\$1,182
52"	13"	60"	\$832	\$1,028	\$1,224
60"	13"	60"	\$889	\$1,100	\$1,310

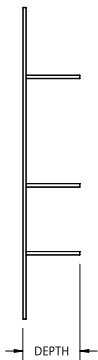
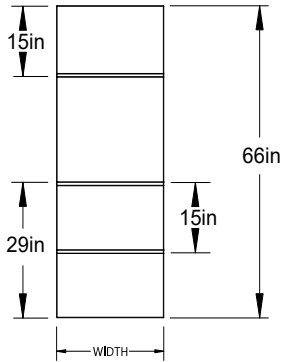
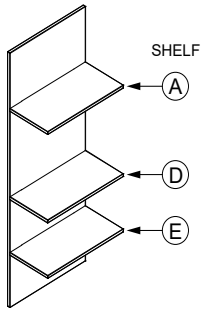


ORDER CODE SAMPLE				
ITEM CODE	WIDTH	DEPTH	HEIGHT	SHELF
NEFSF	W18	D13	H60	A D E

- 3/4" LP Laminate Construction
- Specify shelves 'A' and/or 'D' and/or 'E'
- Shelf depth is 12"
- Includes mounting cleat and hardware

- All standard laminate finishes available

- Each shelf can hold a maximum of 18kg or 40lbs.



OVERALL SIZE			PRICE		
WIDTH	DEPTH	HEIGHT	ONE SHELF	2 SHELVES	3 SHELVES
18"	13"	66"	\$636	\$767	\$898
20"	13"	66"	\$651	\$785	\$921
24"	13"	66"	\$682	\$824	\$967
30"	13"	66"	\$726	\$880	\$1,035
36"	13"	66"	\$772	\$936	\$1,101
48"	13"	66"	\$862	\$1,050	\$1,238
52"	13"	66"	\$891	\$1,088	\$1,283
60"	13"	66"	\$952	\$1,163	\$1,374

Features & Specifications

- 3/4" LP Laminate Construction
- Specify shelves 'A' and/or 'D' and/or 'E'
- Shelf depth is 12"
- Includes mounting cleat and hardware

No Charge Options

- All standard laminate finishes available

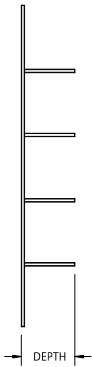
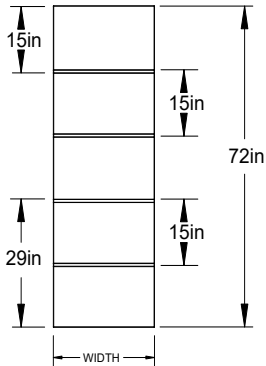
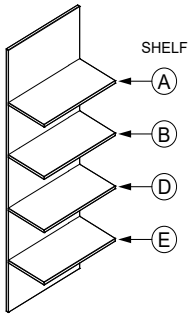


SPECIAL NOTES

- Each shelf can hold a maximum of 18kg or 40lbs.



ORDER CODE SAMPLE				
ITEM CODE	WIDTH	DEPTH	HEIGHT	SHELF
NEFSF	W18	D13	H66	A D E



OVERALL SIZE			PRICE			
WIDTH	DEPTH	HEIGHT	ONE SHELF	2 SHELVES	3 SHELVES	4 SHELVES
18"	13"	72"	\$647	\$778	\$907	\$1,040
20"	13"	72"	\$661	\$797	\$933	\$1,066
24"	13"	72"	\$694	\$837	\$979	\$1,121
30"	13"	72"	\$743	\$897	\$1,050	\$1,204
36"	13"	72"	\$791	\$956	\$1,120	\$1,286
48"	13"	72"	\$886	\$1,075	\$1,264	\$1,450
52"	13"	72"	\$918	\$1,115	\$1,310	\$1,505
60"	13"	72"	\$983	\$1,193	\$1,405	\$1,617

Features & Specifications

No Charge Options

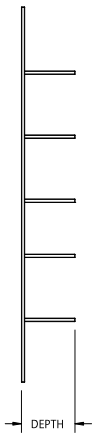
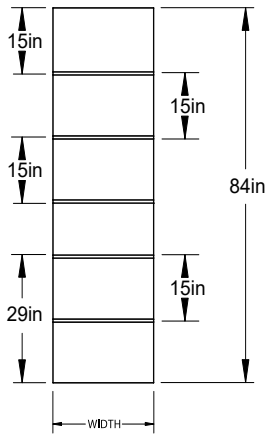
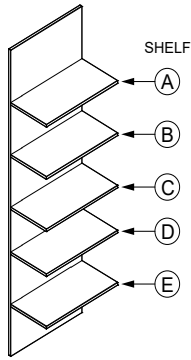


SPECIAL NOTES



ORDER CODE SAMPLE				
ITEM CODE	WIDTH	DEPTH	HEIGHT	SHELF
NEFSF	W18	D13	H72	A D

- 3/4" LP Laminate Construction
- Specify shelves 'A' and/or 'B' and/or 'D' and/or 'E'
- Shelf depth is 12"
- Includes mounting cleat and hardware
- All standard laminate finishes available
- Each shelf can hold a maximum of 18kg or 40lbs.



Features & Specifications

No Charge Options



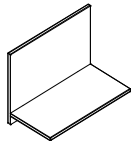
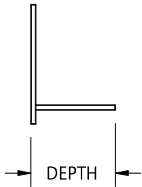
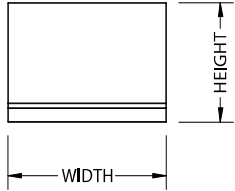
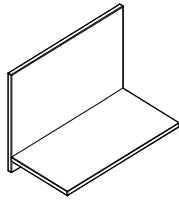
SPECIAL NOTES

OVERALL SIZE			PRICE				
WIDTH	DEPTH	HEIGHT	1 SHELF	2 SHELVES	3 SHELVES	4 SHELVES	5 SHELVES
18"	13"	84"	\$700	\$831	\$960	\$1,093	\$1,224
20"	13"	84"	\$717	\$852	\$987	\$1,121	\$1,256
24"	13"	84"	\$754	\$895	\$1,039	\$1,180	\$1,323
30"	13"	84"	\$808	\$960	\$1,115	\$1,269	\$1,421
36"	13"	84"	\$861	\$1,026	\$1,191	\$1,356	\$1,522
48"	13"	84"	\$969	\$1,158	\$1,345	\$1,533	\$1,720
52"	13"	84"	\$1,005	\$1,201	\$1,395	\$1,591	\$1,786
60"	13"	84"	\$1,076	\$1,287	\$1,499	\$1,708	\$1,920



ORDER CODE SAMPLE				
ITEM CODE	WIDTH	DEPTH	HEIGHT	SHELF
NEFSF	W24	D13	H84	A B E

- 3/4" LP Laminate Construction
- Specify shelves 'A' and/or 'B' and/or 'C' and/or 'D' and/or 'E'
- Shelf depth is 12"
- Includes mounting cleat and hardware
- All standard laminate finishes available
- Each shelf can hold a maximum of 18kg or 40lbs.



OVERALL SIZE

WIDTH	DEPTH	HEIGHT	PRICE
18"	13"	17"	\$391
24"	13"	17"	\$412
30"	13"	17"	\$434
36"	13"	17"	\$487
48"	13"	17"	\$529
54"	13"	17"	\$596
60"	13"	17"	\$617

Features & Specifications

No Charge Options



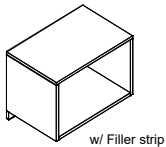

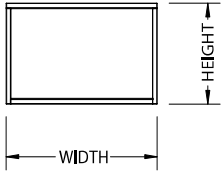
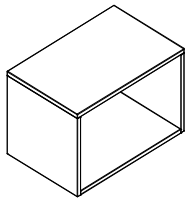
SPECIAL NOTES



ORDER CODE SAMPLE

ITEM CODE	WIDTH	DEPTH	HEIGHT
NEFFF	W18	D13	H17

- 3/4" LP Laminate Construction
- Shelf depth is 12"
- Underside of shelf is 2" up from bottom of panel
- Includes mounting cleat and hardware
- All standard laminate finishes available
- Each shelf can hold a maximum of 18kg or 40lbs.



w/ Filler strip & filler panel

Features & Specifications

Optional Extra

No Charge Options



SPECIAL NOTES

OVERALL SIZE			
WIDTH	DEPTH	HEIGHT	PRICE
18"	16"	15"	\$615
24"	16"	15"	\$648
30"	16"	15"	\$681
36"	16"	15"	\$745
48"	16"	15"	\$810
54"	16"	15"	\$889
60"	16"	15"	\$921

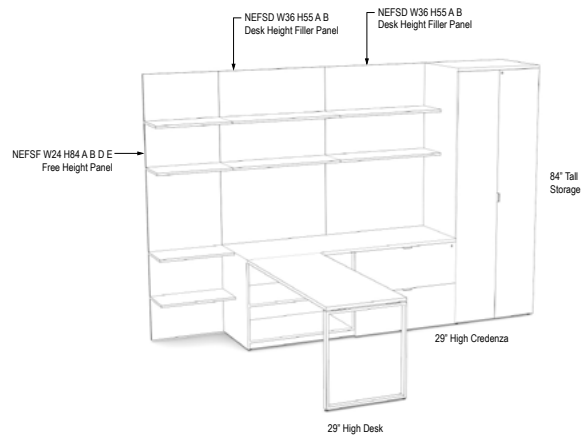
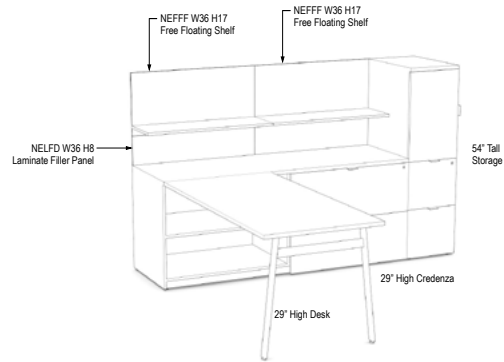



ORDER CODE SAMPLE				
ITEM CODE	WIDTH	DEPTH	HEIGHT	OPTION
NEFTF	W18	D16	H15	FS

- 3/4" LP Laminate Construction
- Interior cabinet depth is 15"
- Filler Strip adds 2" of overall height and is mounted below the open storage; total height matches floating shelf NEFFF
- Includes mounting cleat and hardware
- Widths 48", 54" and 60" include center divider for support
- Filler strip add code 'FS' and add \$84
- All standard laminate finishes available
- This storage unit can hold a maximum of 18kg or 40lbs.

Element Desk Panels

These components work with each other and are sized to be mounted above desk height (29") storage components and tables. The overall height of these elements will align with hutch or tall storage (eg, 66", 72", etc.). Use the examples on this page to configure your own unique layouts.



1

2

3

4

PRODUCT MAP PAGE:

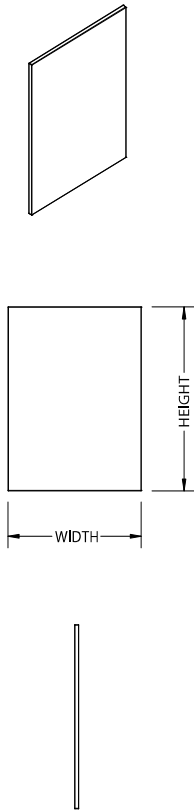
TABLE OF CONTENTS

www.PriceGuides

www.Finishes & Materials

www.brc.group





OVERALL SIZE		
WIDTH	HEIGHT	PRICE
18"	8"	\$322
18"	10"	\$333
18"	13"	\$345
18"	14"	\$351
18"	16"	\$361
18"	17"	\$370
18"	19"	\$379
18"	20"	\$388
18"	22"	\$399
18"	25"	\$410
18"	26"	\$417
18"	28"	\$427
18"	31"	\$440
18"	37"	\$456
18"	38"	\$464
18"	40"	\$474
18"	43"	\$485
18"	55"	\$512
24"	8"	\$443
24"	10"	\$455
24"	13"	\$467
24"	14"	\$477
24"	16"	\$487
24"	17"	\$496
24"	19"	\$507
24"	20"	\$515
24"	22"	\$526
24"	25"	\$540
24"	26"	\$548
24"	28"	\$560
24"	31"	\$572
24"	37"	\$591
24"	38"	\$601
24"	40"	\$610
24"	43"	\$623
24"	55"	\$657
30"	8"	\$565
30"	10"	\$577
30"	13"	\$591
30"	14"	\$601
30"	16"	\$613
30"	17"	\$620

OVERALL SIZE		
WIDTH	HEIGHT	PRICE
30"	19"	\$634
30"	20"	\$643
30"	22"	\$655
30"	25"	\$669
30"	26"	\$677
30"	28"	\$689
30"	31"	\$704
30"	37"	\$726
30"	38"	\$736
30"	40"	\$747
30"	43"	\$763
30"	55"	\$800
36"	8"	\$687
36"	10"	\$700
36"	13"	\$714
36"	14"	\$725
36"	16"	\$738
36"	17"	\$747
36"	19"	\$759
36"	20"	\$769
36"	22"	\$782
36"	25"	\$798
36"	26"	\$808
36"	28"	\$820
36"	31"	\$837
36"	37"	\$862
36"	38"	\$872
36"	40"	\$885
36"	43"	\$901
36"	55"	\$946
48"	8"	\$812
48"	10"	\$828
48"	13"	\$847
48"	14"	\$859
48"	16"	\$872
48"	17"	\$882
48"	19"	\$898
48"	20"	\$907
48"	22"	\$922
48"	25"	\$941
48"	26"	\$952
48"	28"	\$968

OVERALL SIZE		
WIDTH	HEIGHT	PRICE
48"	31"	\$986
48"	37"	\$1,018
48"	38"	\$1,028
48"	40"	\$1,042
48"	43"	\$1,062
48"	55"	\$1,118
54"	8"	\$935
54"	10"	\$951
54"	13"	\$971
54"	14"	\$982
54"	16"	\$997
54"	17"	\$1,009
54"	19"	\$1,024
54"	20"	\$1,036
54"	22"	\$1,052
54"	25"	\$1,072
54"	26"	\$1,082
54"	28"	\$1,097
54"	31"	\$1,118
54"	37"	\$1,152
54"	38"	\$1,163
54"	40"	\$1,180
54"	43"	\$1,200
54"	55"	\$1,260
60"	8"	\$1,056
60"	10"	\$1,074
60"	13"	\$1,095
60"	14"	\$1,107
60"	16"	\$1,123
60"	17"	\$1,135
60"	19"	\$1,150
60"	20"	\$1,162
60"	22"	\$1,179
60"	25"	\$1,201
60"	26"	\$1,213
60"	28"	\$1,229
60"	31"	\$1,251
60"	37"	\$1,288
60"	38"	\$1,300
60"	40"	\$1,315
60"	43"	\$1,339
60"	55"	\$1,406



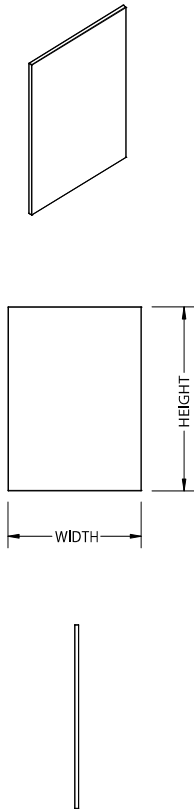
ORDER CODE SAMPLE		
ITEM CODE	WIDTH	HEIGHT
NEFLD	W24	H40

Features & Specifications

- 3/4" LP Laminate Construction
- Wood grain runs vertical
- Includes mounting cleat and hardware

No Charge Options

- All standard laminate finishes available



OVERALL SIZE		PRICE
WIDTH	HEIGHT	REGULAR
18"	8"	\$345
18"	10"	\$359
18"	13"	\$378
18"	14"	\$390
18"	16"	\$405
18"	17"	\$416
18"	19"	\$431
18"	20"	\$442
18"	22"	\$457
18"	25"	\$477
18"	26"	\$488
18"	28"	\$505
18"	31"	\$523
18"	37"	\$555
18"	38"	\$566
18"	40"	\$582
18"	43"	\$602
18"	55"	\$660
24"	8"	\$473
24"	10"	\$491
24"	13"	\$513
24"	14"	\$527
24"	16"	\$545
24"	17"	\$559
24"	19"	\$576
24"	20"	\$587
24"	22"	\$605
24"	25"	\$630
24"	26"	\$641
24"	28"	\$659
24"	31"	\$684
24"	37"	\$725
24"	38"	\$737
24"	40"	\$755
24"	43"	\$779
24"	55"	\$854
30"	8"	\$602
30"	10"	\$622
30"	13"	\$650
30"	14"	\$663
30"	16"	\$684
30"	17"	\$699

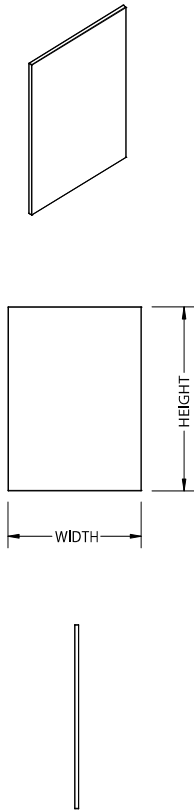
OVERALL SIZE		PRICE
WIDTH	HEIGHT	REGULAR
30"	19"	\$719
30"	20"	\$732
30"	22"	\$754
30"	25"	\$782
30"	26"	\$795
30"	28"	\$817
30"	31"	\$844
30"	37"	\$894
30"	38"	\$906
30"	40"	\$929
30"	43"	\$956
30"	55"	\$1,049
36"	8"	\$730
36"	10"	\$754
36"	13"	\$785
36"	14"	\$800
36"	16"	\$824
36"	17"	\$840
36"	19"	\$863
36"	20"	\$879
36"	22"	\$902
36"	25"	\$934
36"	26"	\$949
36"	28"	\$972
36"	31"	\$1,005
36"	37"	\$1,063
36"	38"	\$1,078
36"	40"	\$1,101
36"	43"	\$1,133
36"	55"	\$1,243
48"	8"	\$871
48"	10"	\$901
48"	13"	\$940
48"	14"	\$958
48"	16"	\$988
48"	17"	\$1,007
48"	19"	\$1,035
48"	20"	\$1,053
48"	22"	\$1,082
48"	25"	\$1,121
48"	26"	\$1,140
48"	28"	\$1,170



ORDER CODE SAMPLE			
ITEM CODE	WIDTH	HEIGHT	SURFACE
NEFWD	W24	H40	R

Features & Specifications

- 3/4" LP Laminate Construction
- Specify regular non-magnetic surface 'R'
- Dry erase markers and eraser included
- Includes mounting cleat and hardware



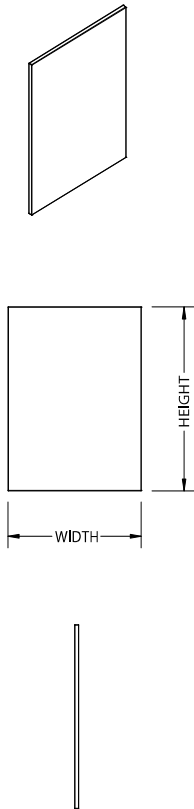
Features & Specifications

OVERALL SIZE		PRICE
WIDTH	HEIGHT	REGULAR
48"	31"	\$1,211
48"	37"	\$1,285
48"	38"	\$1,302
48"	40"	\$1,332
48"	43"	\$1,373
48"	55"	\$1,515
54"	8"	\$1,000
54"	10"	\$1,031
54"	13"	\$1,077
54"	14"	\$1,095
54"	16"	\$1,128
54"	17"	\$1,147
54"	19"	\$1,179
54"	20"	\$1,198
54"	22"	\$1,230
54"	25"	\$1,274
54"	26"	\$1,293
54"	28"	\$1,325
54"	31"	\$1,371
54"	37"	\$1,453
54"	38"	\$1,472
54"	40"	\$1,504
54"	43"	\$1,550
54"	55"	\$1,708
60"	8"	\$1,129
60"	10"	\$1,163
60"	13"	\$1,213
60"	14"	\$1,233
60"	16"	\$1,268
60"	17"	\$1,288
60"	19"	\$1,323
60"	20"	\$1,343
60"	22"	\$1,378
60"	25"	\$1,428
60"	26"	\$1,448
60"	28"	\$1,482
60"	31"	\$1,530
60"	37"	\$1,622
60"	38"	\$1,643
60"	40"	\$1,677
60"	43"	\$1,727
60"	55"	\$1,903



ORDER CODE SAMPLE			
ITEM CODE	WIDTH	HEIGHT	SURFACE
NEFWD	W48	H40	R

- 3/4" LP Laminate Construction
- Specify regular non-magnetic surface 'R'
- Dry erase markers and eraser included
- Includes mounting cleat and hardware



OVERALL SIZE		PRICE						
WIDTH	HEIGHT	G0	G1	G2	G3	G4	G5	G6
18"	8"	\$239	\$287	\$297	\$308	\$313	\$325	\$340
18"	10"	\$242	\$292	\$304	\$317	\$320	\$337	\$358
18"	13"	\$246	\$296	\$314	\$330	\$336	\$357	\$385
18"	14"	\$246	\$297	\$317	\$336	\$340	\$361	\$393
18"	16"	\$251	\$301	\$325	\$346	\$350	\$374	\$410
18"	17"	\$253	\$303	\$328	\$349	\$355	\$383	\$419
18"	19"	\$254	\$307	\$334	\$357	\$366	\$394	\$436
18"	20"	\$255	\$308	\$337	\$360	\$370	\$403	\$444
18"	22"	\$260	\$313	\$341	\$370	\$378	\$414	\$462
18"	25"	\$263	\$317	\$353	\$385	\$393	\$435	\$487
18"	26"	\$264	\$319	\$357	\$388	\$399	\$441	\$497
18"	28"	\$270	\$322	\$361	\$395	\$408	\$453	\$511
18"	31"	\$272	\$329	\$373	\$411	\$423	\$473	\$540
18"	37"	\$281	\$338	\$391	\$437	\$453	\$511	\$588
18"	38"	\$283	\$340	\$394	\$443	\$456	\$518	\$599
18"	40"	\$284	\$346	\$403	\$452	\$467	\$530	\$617
18"	43"	\$292	\$350	\$411	\$464	\$481	\$550	\$641
18"	55"	\$308	\$371	\$452	\$518	\$540	\$626	\$745
24"	8"	\$243	\$293	\$307	\$319	\$325	\$340	\$366
24"	10"	\$246	\$296	\$316	\$333	\$337	\$358	\$388
24"	13"	\$253	\$303	\$329	\$350	\$357	\$385	\$423
24"	14"	\$254	\$307	\$333	\$355	\$361	\$393	\$432
24"	16"	\$259	\$312	\$340	\$369	\$374	\$411	\$456
24"	17"	\$260	\$314	\$347	\$373	\$383	\$419	\$467
24"	19"	\$264	\$317	\$353	\$387	\$394	\$436	\$490
24"	20"	\$266	\$320	\$358	\$391	\$403	\$445	\$501
24"	22"	\$271	\$325	\$369	\$404	\$414	\$462	\$526
24"	25"	\$276	\$333	\$379	\$421	\$435	\$489	\$560
24"	26"	\$278	\$336	\$385	\$427	\$441	\$497	\$569
24"	28"	\$281	\$338	\$393	\$437	\$453	\$513	\$594
24"	31"	\$288	\$347	\$406	\$456	\$473	\$540	\$626
24"	37"	\$299	\$360	\$431	\$492	\$511	\$593	\$696
24"	38"	\$301	\$366	\$436	\$498	\$518	\$601	\$709
24"	40"	\$304	\$369	\$445	\$510	\$530	\$617	\$731
24"	43"	\$312	\$374	\$459	\$528	\$550	\$643	\$765
24"	55"	\$334	\$404	\$509	\$599	\$626	\$747	\$904
30"	8"	\$246	\$296	\$316	\$333	\$337	\$358	\$388
30"	10"	\$253	\$303	\$328	\$347	\$353	\$379	\$414
30"	13"	\$260	\$313	\$341	\$370	\$377	\$412	\$459
30"	14"	\$262	\$314	\$349	\$377	\$387	\$424	\$473
30"	16"	\$266	\$320	\$358	\$391	\$403	\$445	\$501
30"	17"	\$270	\$322	\$366	\$399	\$410	\$456	\$517



ORDER CODE SAMPLE			
ITEM CODE	WIDTH	HEIGHT	FABRIC GRADE
NEFBD	W24	H40	G1

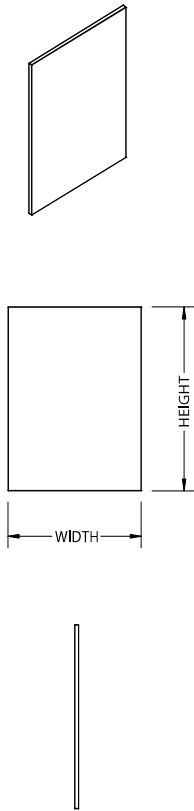
Features & Specifications

- Specify fabric, add code: Grade 0 'G0', Grade 1 'G1', Grade 2 'G2', Grade 3 'G3', Grade 4 'G4', Grade 5 'G5' or Grade 6 'G6'
- Panel is 3/4" thick
- Fabric is tackable
- Includes mounting cleat and hardware

No Charge Options

- All standard fabrics available





OVERALL SIZE		PRICE						
WIDTH	HEIGHT	G0	G1	G2	G3	G4	G5	G6
30"	19"	\$275	\$330	\$374	\$412	\$426	\$478	\$544
30"	20"	\$276	\$333	\$379	\$421	\$435	\$489	\$560
30"	22"	\$281	\$338	\$391	\$436	\$452	\$509	\$587
30"	25"	\$288	\$349	\$408	\$459	\$474	\$542	\$633
30"	26"	\$292	\$350	\$412	\$465	\$484	\$551	\$646
30"	28"	\$296	\$357	\$424	\$480	\$500	\$575	\$673
30"	31"	\$303	\$367	\$441	\$502	\$523	\$605	\$716
30"	37"	\$317	\$385	\$473	\$548	\$572	\$671	\$803
30"	38"	\$319	\$387	\$478	\$555	\$580	\$682	\$816
30"	40"	\$325	\$393	\$489	\$569	\$596	\$703	\$847
30"	43"	\$333	\$403	\$506	\$593	\$620	\$736	\$889
30"	55"	\$360	\$437	\$568	\$682	\$717	\$865	\$1,061
36"	8"	\$251	\$301	\$325	\$346	\$350	\$374	\$410
36"	10"	\$255	\$308	\$337	\$360	\$370	\$403	\$444
36"	13"	\$264	\$319	\$357	\$388	\$399	\$441	\$497
36"	14"	\$270	\$322	\$361	\$395	\$408	\$453	\$511
36"	16"	\$275	\$330	\$374	\$414	\$427	\$480	\$548
36"	17"	\$278	\$334	\$383	\$424	\$436	\$492	\$564
36"	19"	\$283	\$340	\$394	\$443	\$456	\$518	\$599
36"	20"	\$284	\$346	\$403	\$452	\$467	\$530	\$617
36"	22"	\$293	\$352	\$414	\$469	\$485	\$559	\$651
36"	25"	\$301	\$361	\$435	\$497	\$513	\$596	\$701
36"	26"	\$303	\$367	\$441	\$506	\$526	\$607	\$720
36"	28"	\$308	\$373	\$453	\$523	\$544	\$635	\$754
36"	31"	\$317	\$385	\$473	\$548	\$575	\$673	\$807
36"	37"	\$336	\$406	\$511	\$602	\$633	\$750	\$908
36"	38"	\$338	\$410	\$518	\$613	\$640	\$765	\$925
36"	40"	\$346	\$416	\$530	\$630	\$659	\$790	\$959
36"	43"	\$353	\$427	\$550	\$657	\$690	\$828	\$1,012
36"	55"	\$388	\$470	\$626	\$764	\$807	\$983	\$1,218
48"	8"	\$259	\$312	\$340	\$369	\$374	\$411	\$456
48"	10"	\$266	\$320	\$358	\$391	\$403	\$445	\$501
48"	13"	\$278	\$336	\$385	\$427	\$441	\$497	\$569
48"	14"	\$281	\$338	\$393	\$437	\$453	\$513	\$594
48"	16"	\$292	\$350	\$411	\$464	\$480	\$548	\$638
48"	17"	\$295	\$353	\$419	\$474	\$492	\$566	\$661
48"	19"	\$301	\$366	\$436	\$498	\$518	\$601	\$709
48"	20"	\$304	\$369	\$445	\$510	\$530	\$617	\$731
48"	22"	\$314	\$378	\$462	\$534	\$559	\$651	\$777
48"	25"	\$325	\$393	\$489	\$569	\$596	\$703	\$847
48"	26"	\$329	\$395	\$497	\$583	\$607	\$721	\$869
48"	28"	\$337	\$408	\$513	\$605	\$635	\$756	\$915



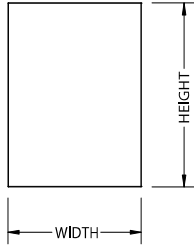
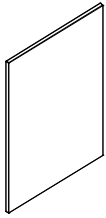
ORDER CODE SAMPLE			
ITEM CODE	WIDTH	HEIGHT	FABRIC GRADE
NEFBD	W30	H40	G1

Features & Specifications

- Specify fabric, add code: Grade 0 'G0', Grade 1 'G1', Grade 2 'G2', Grade 3 'G3', Grade 4 'G4', Grade 5 'G5' or Grade 6 'G6'
- Panel is 3/4" thick
- Fabric is tackable
- Includes mounting cleat and hardware

No Charge Options

- All standard fabrics available



OVERALL SIZE		PRICE						
WIDTH	HEIGHT	G0	G1	G2	G3	G4	G5	G6
48"	31"	\$349	\$423	\$540	\$640	\$673	\$807	\$983
48"	37"	\$371	\$452	\$593	\$712	\$750	\$911	\$1,119
48"	38"	\$374	\$454	\$601	\$725	\$765	\$926	\$1,144
48"	40"	\$383	\$465	\$617	\$748	\$790	\$962	\$1,190
48"	43"	\$394	\$480	\$643	\$785	\$828	\$1,013	\$1,259
48"	55"	\$443	\$538	\$747	\$926	\$983	\$1,222	\$1,533



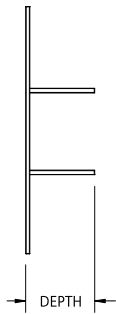
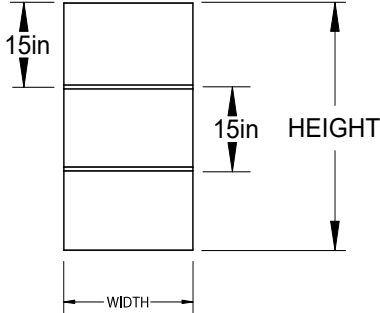
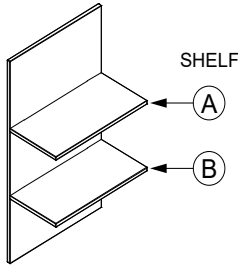
ORDER CODE SAMPLE			
ITEM CODE	WIDTH	HEIGHT	FABRIC GRADE
NEFBD	W54	H40	G1

Features & Specifications

- Specify fabric, add code: Grade 0 'G0', Grade 1 'G1', Grade 2 'G2', Grade 3 'G3', Grade 4 'G4', Grade 5 'G5' or Grade 6 'G6'
- Panel is 3/4" thick
- Fabric is tackable
- Includes mounting cleat and hardware

No Charge Options

- All standard fabrics available



OVERALL SIZE				PRICE	
WIDTH	DEPTH	HEIGHT	FOR STORAGE HEIGHT	ONE SHELF	2 SHELVES
18"	13"	31"	60"	\$492	N/A
18"	13"	37"	66"	\$501	N/A
18"	13"	43"	72"	\$512	\$644
18"	13"	55"	84"	\$533	\$665
24"	13"	31"	60"	\$520	N/A
24"	13"	37"	66"	\$533	N/A
24"	13"	43"	72"	\$548	\$689
24"	13"	55"	84"	\$573	\$716
30"	13"	31"	60"	\$549	N/A
30"	13"	37"	66"	\$565	N/A
30"	13"	43"	72"	\$581	\$735
30"	13"	55"	84"	\$614	\$766
36"	13"	31"	60"	\$577	N/A
36"	13"	37"	66"	\$596	N/A
36"	13"	43"	72"	\$615	\$780
36"	13"	55"	84"	\$654	\$818
48"	13"	31"	60"	\$633	N/A
48"	13"	37"	66"	\$697	N/A
48"	13"	43"	72"	\$683	\$871
48"	13"	55"	84"	\$731	\$919
54"	13"	31"	60"	\$660	N/A
54"	13"	37"	66"	\$689	N/A
54"	13"	43"	72"	\$716	\$916
54"	13"	55"	84"	\$772	\$971
60"	13"	31"	60"	\$741	N/A
60"	13"	37"	66"	\$772	N/A
60"	13"	43"	72"	\$800	\$1,012
60"	13"	55"	84"	\$863	\$1,075

Features & Specifications

No Charge Options


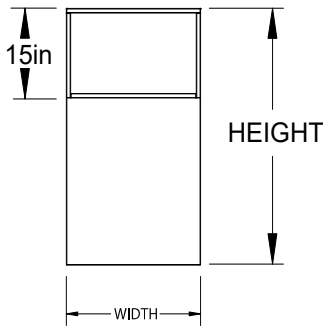
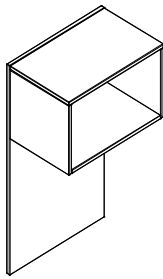


SPECIAL NOTES



ORDER CODE SAMPLE				
ITEM CODE	WIDTH	DEPTH	HEIGHT	SHELF
NEFSD	W18	D13	H43	A B

- 3/4" LP Laminate Construction
- Shelf depth is 12"
- Includes mounting cleat and hardware
- Specify shelves 'A' and/or 'B'
- All standard laminate finishes available
- Each shelf can hold a maximum of 18kg or 40lbs.



OVERALL SIZE				
WIDTH	DEPTH	HEIGHT	FOR STORAGE HEIGHT	PRICE
18"	16"	31"	60"	\$783
18"	16"	37"	66"	\$797
18"	16"	43"	72"	\$827
18"	16"	55"	84"	\$853
24"	16"	31"	60"	\$938
24"	16"	37"	66"	\$956
24"	16"	43"	72"	\$988
24"	16"	55"	84"	\$1,022
30"	16"	31"	60"	\$1,098
30"	16"	37"	66"	\$1,115
30"	16"	43"	72"	\$1,149
30"	16"	55"	84"	\$1,187
36"	16"	31"	60"	\$1,251
36"	16"	37"	66"	\$1,272
36"	16"	43"	72"	\$1,311
36"	16"	55"	84"	\$1,355
48"	16"	31"	60"	\$1,453
48"	16"	37"	66"	\$1,473
48"	16"	43"	72"	\$1,517
48"	16"	55"	84"	\$1,572
54"	16"	31"	60"	\$1,608
54"	16"	37"	66"	\$1,631
54"	16"	43"	72"	\$1,678
54"	16"	55"	84"	\$1,741
60"	16"	31"	60"	\$1,771
60"	16"	37"	66"	\$1,789
60"	16"	43"	72"	\$1,839
60"	16"	55"	84"	\$1,908

Features & Specifications

No Charge Options



SPECIAL NOTES



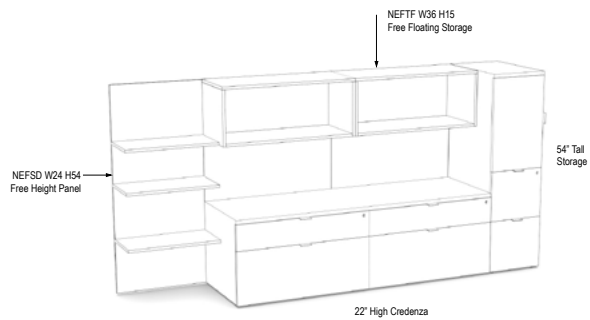
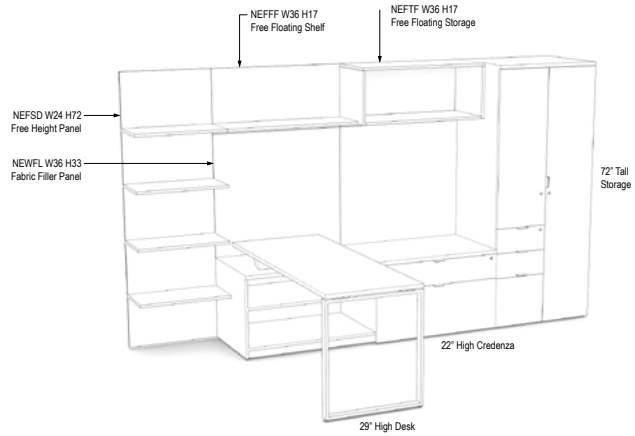
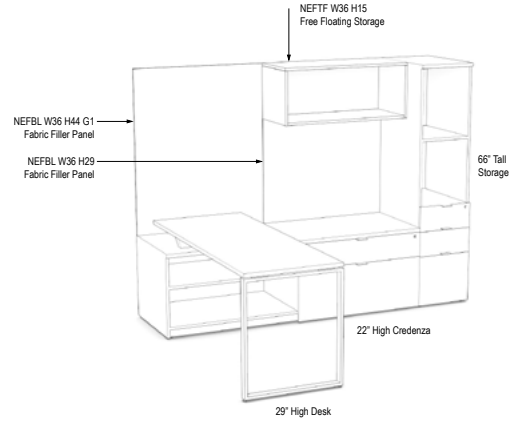
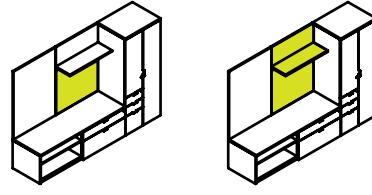
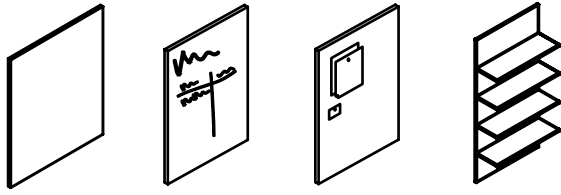
ORDER CODE SAMPLE			
ITEM CODE	WIDTH	DEPTH	HEIGHT
NEHTD	W18	D16	H25

- 3/4" LP Laminate Construction
- Interior cabinet depth is 15"
- Includes mounting cleat and hardware
- Widths 48", 54" and 60" include center divider for support
- All standard laminate finishes available
- This storage unit can hold a maximum of 18kg or 40lbs.



Element Low Panels

These components work with each other and are sized to be mounted above low storage (22") components. The overall height of these elements will align with hutch or tall storage (eg, 66", 72", etc.). Use the examples on this page to configure your own unique layouts.



1

2

3

4

PRODUCT MAP PAGE:

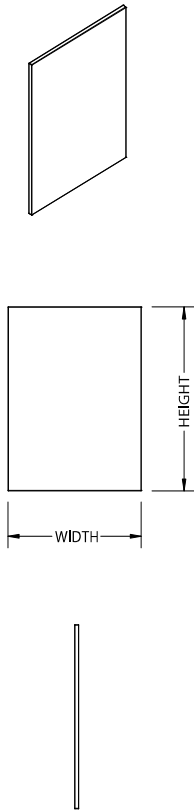
TABLE OF CONTENTS

www Price Guides

www Finishes & Materials

www.brc.group





OVERALL SIZE		
WIDTH	HEIGHT	PRICE
18"	15"	\$257
18"	17"	\$261
18"	20"	\$265
18"	21"	\$267
18"	23"	\$270
18"	24"	\$273
18"	26"	\$307
18"	27"	\$310
18"	29"	\$313
18"	32"	\$318
18"	33"	\$320
18"	35"	\$369
18"	38"	\$371
18"	44"	\$384
18"	45"	\$387
18"	47"	\$389
18"	50"	\$393
18"	62"	\$414
24"	15"	\$265
24"	17"	\$270
24"	20"	\$277
24"	21"	\$280
24"	23"	\$283
24"	24"	\$285
24"	26"	\$322
24"	27"	\$324
24"	29"	\$329
24"	32"	\$335
24"	33"	\$337
24"	35"	\$388
24"	38"	\$389
24"	44"	\$406
24"	45"	\$410
24"	47"	\$413
24"	50"	\$420
24"	62"	\$446
30"	15"	\$275
30"	17"	\$280
30"	20"	\$288
30"	21"	\$292
30"	23"	\$296
30"	24"	\$298

OVERALL SIZE		
WIDTH	HEIGHT	PRICE
30"	26"	\$336
30"	27"	\$338
30"	29"	\$345
30"	32"	\$352
30"	33"	\$356
30"	35"	\$405
30"	38"	\$409
30"	44"	\$430
30"	45"	\$432
30"	47"	\$438
30"	50"	\$445
30"	62"	\$478
36"	15"	\$316
36"	17"	\$322
36"	20"	\$331
36"	21"	\$335
36"	23"	\$341
36"	24"	\$345
36"	26"	\$350
36"	27"	\$355
36"	29"	\$360
36"	32"	\$370
36"	33"	\$372
36"	35"	\$424
36"	38"	\$427
36"	44"	\$454
36"	45"	\$456
36"	47"	\$463
36"	50"	\$471
36"	62"	\$510
48"	15"	\$334
48"	17"	\$341
48"	20"	\$355
48"	21"	\$358
48"	23"	\$367
48"	24"	\$371
48"	26"	\$378
48"	27"	\$383
48"	29"	\$391
48"	32"	\$404
48"	33"	\$409
48"	35"	\$461

OVERALL SIZE		
WIDTH	HEIGHT	PRICE
48"	38"	\$465
48"	44"	\$498
48"	45"	\$501
48"	47"	\$511
48"	50"	\$523
48"	62"	\$573
54"	15"	\$388
54"	17"	\$398
54"	20"	\$411
54"	21"	\$414
54"	23"	\$424
54"	24"	\$429
54"	26"	\$438
54"	27"	\$443
54"	29"	\$453
54"	32"	\$466
54"	33"	\$470
54"	35"	\$480
54"	38"	\$484
54"	44"	\$522
54"	45"	\$527
54"	47"	\$536
54"	50"	\$549
54"	62"	\$605
60"	15"	\$398
60"	17"	\$406
60"	20"	\$421
60"	21"	\$426
60"	23"	\$437
60"	24"	\$442
60"	26"	\$453
60"	27"	\$457
60"	29"	\$467
60"	32"	\$483
60"	33"	\$488
60"	35"	\$550
60"	38"	\$554
60"	44"	\$596
60"	45"	\$602
60"	47"	\$613
60"	50"	\$628
60"	62"	\$688



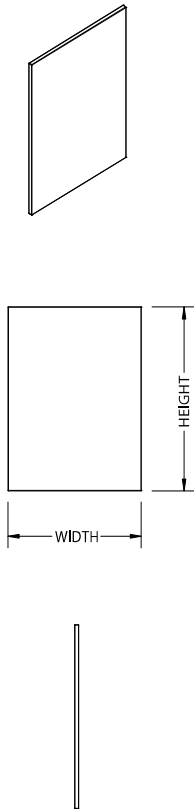
ORDER CODE SAMPLE		
ITEM CODE	WIDTH	HEIGHT
NEFLL	W24	H35

Features & Specifications

- 3/4" LP Laminate Construction
- Wood grain runs vertical
- Includes mounting cleat and hardware

No Charge Options

- All standard laminate finishes available



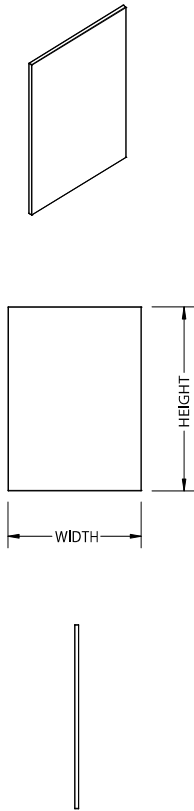
Features & Specifications

OVERALL SIZE		PRICE
WIDTH	HEIGHT	REGULAR SURFACE R
18"	15"	\$297
18"	17"	\$306
18"	20"	\$319
18"	21"	\$324
18"	23"	\$334
18"	24"	\$337
18"	26"	\$378
18"	27"	\$383
18"	29"	\$391
18"	32"	\$405
18"	33"	\$410
18"	35"	\$464
18"	38"	\$467
18"	44"	\$505
18"	45"	\$508
18"	47"	\$516
18"	50"	\$529
18"	62"	\$583
24"	15"	\$319
24"	17"	\$333
24"	20"	\$349
24"	21"	\$356
24"	23"	\$367
24"	24"	\$372
24"	26"	\$416
24"	27"	\$423
24"	29"	\$434
24"	32"	\$452
24"	33"	\$457
24"	35"	\$513
24"	38"	\$519
24"	44"	\$565
24"	45"	\$572
24"	47"	\$583
24"	50"	\$601
24"	62"	\$671
30"	15"	\$343
30"	17"	\$357
30"	20"	\$378
30"	21"	\$385
30"	23"	\$401
30"	24"	\$406

OVERALL SIZE		PRICE
WIDTH	HEIGHT	REGULAR SURFACE R
30"	26"	\$454
30"	27"	\$461
30"	29"	\$475
30"	32"	\$497
30"	33"	\$505
30"	35"	\$564
30"	38"	\$570
30"	44"	\$629
30"	45"	\$636
30"	47"	\$650
30"	50"	\$672
30"	62"	\$758
36"	15"	\$398
36"	17"	\$414
36"	20"	\$441
36"	21"	\$447
36"	23"	\$466
36"	24"	\$474
36"	26"	\$492
36"	27"	\$499
36"	29"	\$518
36"	32"	\$543
36"	33"	\$551
36"	35"	\$615
36"	38"	\$622
36"	44"	\$691
36"	45"	\$700
36"	47"	\$717
36"	50"	\$743
36"	62"	\$847
48"	15"	\$442
48"	17"	\$465
48"	20"	\$498
48"	21"	\$510
48"	23"	\$533
48"	24"	\$543
48"	26"	\$566
48"	27"	\$579
48"	29"	\$602
48"	32"	\$635
48"	33"	\$647
48"	35"	\$713

ORDER CODE SAMPLE			
ITEM CODE	WIDTH	HEIGHT	SURFACE
NEFWL	W24	H38	R

- 3/4" LP Laminate Construction
- Specify non-magnetic surface 'R'
- Dry erase markers and eraser included
- Includes mounting cleat and hardware

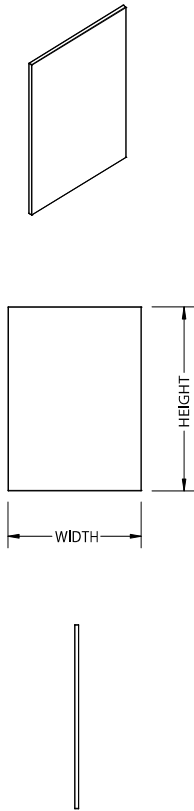


Features & Specifications

OVERALL SIZE		PRICE
WIDTH	HEIGHT	REGULAR SURFACE R
48"	38"	\$725
48"	44"	\$817
48"	45"	\$828
48"	47"	\$850
48"	50"	\$885
48"	62"	\$1,022
54"	15"	\$509
54"	17"	\$534
54"	20"	\$573
54"	21"	\$586
54"	23"	\$613
54"	24"	\$623
54"	26"	\$649
54"	27"	\$661
54"	29"	\$688
54"	32"	\$726
54"	33"	\$740
54"	35"	\$764
54"	38"	\$777
54"	44"	\$880
54"	45"	\$891
54"	47"	\$917
54"	50"	\$956
54"	62"	\$1,109
60"	15"	\$532
60"	17"	\$561
60"	20"	\$603
60"	21"	\$617
60"	23"	\$646
60"	24"	\$659
60"	26"	\$688
60"	27"	\$701
60"	29"	\$729
60"	32"	\$772
60"	33"	\$785
60"	35"	\$865
60"	38"	\$880
60"	44"	\$993
60"	45"	\$1,008
60"	47"	\$1,036
60"	50"	\$1,078
60"	62"	\$1,248

ORDER CODE SAMPLE			
ITEM CODE	WIDTH	HEIGHT	SURFACE
NEFWL	W54	H38	R

- 3/4" LP Laminate Construction
- Specify non-magnetic surface 'R'
- Dry erase markers and eraser included
- Includes mounting cleat and hardware



OVERALL SIZE		PRICE						
WIDTH	HEIGHT	G0	G1	G2	G3	G4	G5	G6
18"	15"	\$250	\$299	\$320	\$338	\$346	\$370	\$403
18"	17"	\$253	\$303	\$328	\$349	\$355	\$383	\$419
18"	20"	\$255	\$308	\$337	\$360	\$370	\$403	\$444
18"	21"	\$259	\$312	\$340	\$367	\$373	\$408	\$453
18"	23"	\$262	\$314	\$347	\$374	\$385	\$421	\$470
18"	24"	\$262	\$316	\$350	\$378	\$390	\$427	\$478
18"	26"	\$264	\$319	\$357	\$388	\$399	\$441	\$497
18"	27"	\$266	\$320	\$358	\$393	\$404	\$447	\$506
18"	29"	\$271	\$325	\$367	\$403	\$412	\$461	\$522
18"	32"	\$275	\$330	\$374	\$414	\$427	\$480	\$548
18"	33"	\$276	\$333	\$378	\$421	\$432	\$485	\$555
18"	35"	\$278	\$336	\$387	\$429	\$443	\$500	\$575
18"	38"	\$280	\$337	\$390	\$432	\$447	\$506	\$583
18"	44"	\$293	\$352	\$414	\$469	\$485	\$559	\$651
18"	45"	\$293	\$353	\$419	\$473	\$490	\$563	\$659
18"	47"	\$296	\$357	\$424	\$481	\$500	\$577	\$676
18"	50"	\$301	\$361	\$435	\$497	\$513	\$596	\$701
18"	62"	\$317	\$385	\$473	\$548	\$575	\$673	\$807
24"	15"	\$255	\$308	\$337	\$360	\$370	\$403	\$444
24"	17"	\$260	\$314	\$347	\$373	\$383	\$419	\$467
24"	20"	\$266	\$320	\$358	\$391	\$403	\$445	\$501
24"	21"	\$270	\$322	\$361	\$395	\$408	\$453	\$511
24"	23"	\$272	\$329	\$371	\$410	\$421	\$470	\$536
24"	24"	\$275	\$330	\$374	\$414	\$427	\$480	\$548
24"	26"	\$278	\$336	\$385	\$427	\$441	\$497	\$569
24"	27"	\$280	\$337	\$390	\$432	\$447	\$506	\$583
24"	29"	\$283	\$341	\$395	\$445	\$461	\$523	\$604
24"	32"	\$292	\$350	\$411	\$464	\$480	\$548	\$638
24"	33"	\$293	\$352	\$414	\$469	\$485	\$559	\$651
24"	35"	\$296	\$357	\$424	\$480	\$500	\$575	\$673
24"	38"	\$297	\$358	\$427	\$487	\$506	\$583	\$687
24"	44"	\$314	\$378	\$462	\$534	\$559	\$651	\$777
24"	45"	\$316	\$379	\$467	\$540	\$563	\$659	\$789
24"	47"	\$319	\$387	\$474	\$551	\$577	\$678	\$811
24"	50"	\$325	\$393	\$489	\$569	\$596	\$703	\$847
24"	62"	\$349	\$423	\$540	\$640	\$673	\$807	\$983
30"	15"	\$263	\$317	\$353	\$385	\$393	\$435	\$487
30"	17"	\$270	\$322	\$366	\$399	\$410	\$456	\$517
30"	20"	\$276	\$333	\$379	\$421	\$435	\$489	\$560
30"	21"	\$278	\$336	\$387	\$429	\$443	\$500	\$575
30"	23"	\$283	\$340	\$395	\$444	\$459	\$519	\$602
30"	24"	\$284	\$346	\$403	\$452	\$467	\$530	\$617



ORDER CODE SAMPLE			
ITEM CODE	WIDTH	HEIGHT	FABRIC GRADE
NEFBL	W24	H33	G1

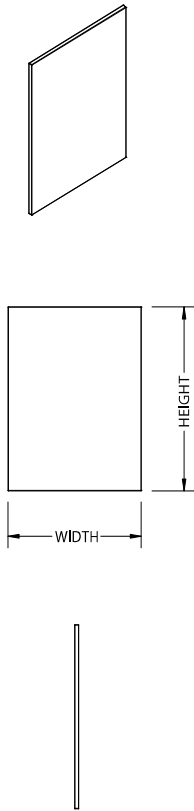
Features & Specifications

- Specify fabric, add code: Grade 0 'G0', Grade 1 'G1', Grade 2 'G2', Grade 3 'G3', Grade 4 'G4', Grade 5 'G5' or Grade 6 'G6'
- Panel is 3/4" thick
- Fabric is tackable
- Includes mounting cleat and hardware

No Charge Options

- All standard fabrics available





OVERALL SIZE		PRICE						
WIDTH	HEIGHT	G0	G1	G2	G3	G4	G5	G6
30"	26"	\$292	\$350	\$412	\$465	\$484	\$551	\$646
30"	27"	\$293	\$353	\$419	\$473	\$490	\$563	\$659
30"	29"	\$297	\$358	\$429	\$489	\$507	\$584	\$688
30"	32"	\$304	\$369	\$445	\$510	\$530	\$617	\$731
30"	33"	\$308	\$371	\$452	\$518	\$540	\$626	\$745
30"	35"	\$313	\$377	\$462	\$531	\$555	\$650	\$774
30"	38"	\$316	\$379	\$467	\$540	\$563	\$659	\$789
30"	44"	\$334	\$404	\$509	\$599	\$626	\$747	\$904
30"	45"	\$337	\$408	\$513	\$607	\$637	\$757	\$918
30"	47"	\$340	\$412	\$526	\$622	\$654	\$778	\$946
30"	50"	\$350	\$423	\$542	\$643	\$676	\$811	\$988
30"	62"	\$378	\$459	\$605	\$734	\$774	\$941	\$1,162
36"	15"	\$271	\$328	\$370	\$406	\$419	\$467	\$530
36"	17"	\$278	\$334	\$383	\$424	\$436	\$492	\$564
36"	20"	\$284	\$346	\$403	\$452	\$467	\$530	\$617
36"	21"	\$288	\$349	\$408	\$461	\$476	\$544	\$634
36"	23"	\$295	\$355	\$421	\$478	\$497	\$569	\$668
36"	24"	\$297	\$358	\$427	\$487	\$506	\$583	\$687
36"	26"	\$303	\$367	\$441	\$506	\$526	\$607	\$720
36"	27"	\$307	\$370	\$447	\$513	\$534	\$622	\$736
36"	29"	\$313	\$377	\$461	\$530	\$554	\$649	\$773
36"	32"	\$320	\$388	\$480	\$559	\$583	\$688	\$823
36"	33"	\$322	\$391	\$485	\$566	\$594	\$700	\$841
36"	35"	\$330	\$399	\$500	\$584	\$613	\$725	\$873
36"	38"	\$333	\$403	\$506	\$594	\$622	\$737	\$890
36"	44"	\$355	\$431	\$559	\$666	\$700	\$843	\$1,030
36"	45"	\$358	\$435	\$563	\$675	\$709	\$854	\$1,046
36"	47"	\$366	\$443	\$577	\$692	\$729	\$881	\$1,079
36"	50"	\$373	\$453	\$596	\$717	\$757	\$921	\$1,132
36"	62"	\$410	\$497	\$673	\$827	\$873	\$1,075	\$1,339
48"	15"	\$284	\$346	\$403	\$452	\$467	\$530	\$617
48"	17"	\$295	\$353	\$419	\$474	\$492	\$566	\$661
48"	20"	\$304	\$369	\$445	\$510	\$530	\$617	\$731
48"	21"	\$308	\$373	\$453	\$523	\$544	\$635	\$754
48"	23"	\$317	\$383	\$470	\$547	\$569	\$670	\$798
48"	24"	\$320	\$388	\$480	\$559	\$583	\$688	\$823
48"	26"	\$329	\$395	\$497	\$583	\$607	\$721	\$869
48"	27"	\$333	\$403	\$506	\$594	\$622	\$737	\$890
48"	29"	\$340	\$411	\$523	\$617	\$649	\$773	\$938
48"	32"	\$352	\$426	\$548	\$654	\$688	\$824	\$1,005
48"	33"	\$355	\$431	\$559	\$666	\$700	\$843	\$1,030
48"	35"	\$366	\$441	\$575	\$690	\$725	\$877	\$1,075



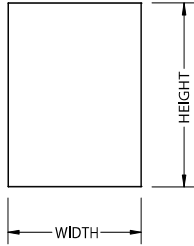
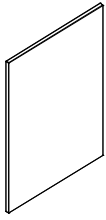
ORDER CODE SAMPLE			
ITEM CODE	WIDTH	HEIGHT	FABRIC GRADE
NEFBL	W30	H44	G1

Features & Specifications

- Specify fabric, add code: Grade 0 'G0', Grade 1 'G1', Grade 2 'G2', Grade 3 'G3', Grade 4 'G4', Grade 5 'G5' or Grade 6 'G6' Panel is 3/4" thick
- Fabric is tackable
- Includes mounting cleat and hardware

No Charge Options

- All standard fabrics available



OVERALL SIZE		PRICE						
WIDTH	HEIGHT	G0	G1	G2	G3	G4	G5	G6
48"	38"	\$369	\$445	\$583	\$700	\$737	\$893	\$1,098
48"	44"	\$399	\$484	\$651	\$795	\$843	\$1,032	\$1,280
48"	45"	\$403	\$489	\$659	\$808	\$854	\$1,049	\$1,304
48"	47"	\$411	\$498	\$678	\$831	\$881	\$1,082	\$1,352
48"	50"	\$423	\$511	\$703	\$868	\$921	\$1,135	\$1,419
48"	62"	\$469	\$569	\$807	\$1,011	\$1,075	\$1,342	\$1,695



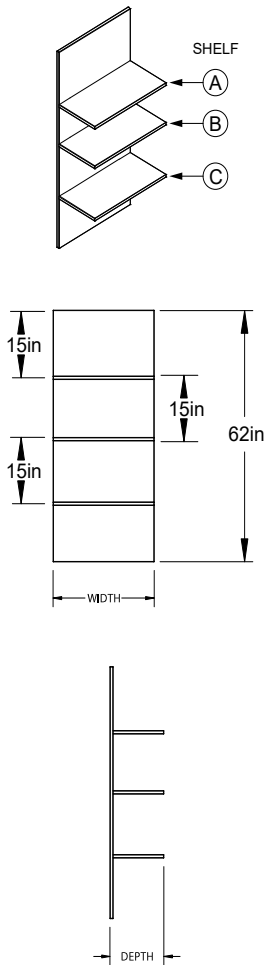
ORDER CODE SAMPLE			
ITEM CODE	WIDTH	HEIGHT	FABRIC GRADE
NEFBL	W48	H45	G1

Features & Specifications

- Specify fabric, add code: Grade 0 'G0', Grade 1 'G1', Grade 2 'G2', Grade 3 'G3', Grade 4 'G4', Grade 5 'G5' or Grade 6 'G6'
- Panel is 3/4" thick
- Fabric is tackable
- Includes mounting cleat and hardware

No Charge Options

- All standard fabrics available



Features & Specifications

No Charge Options



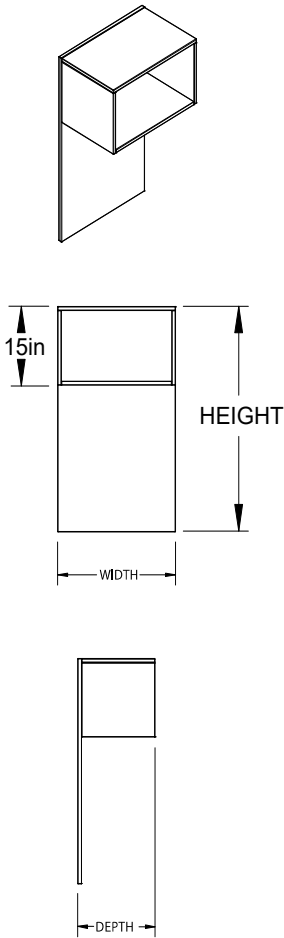
SPECIAL NOTES

OVERALL SIZE				PRICE		
WIDTH	DEPTH	HEIGHT	FOR TALL STORAGE HEIGHT	ONE SHELF	2 SHELVES	3 SHELVES
18"	13"	32"	54"	\$492	N/A	N/A
18"	13"	38"	60"	\$506	\$634	N/A
18"	13"	44"	66"	\$512	\$644	N/A
18"	13"	50"	72"	\$522	\$654	N/A
18"	13"	62"	84"	\$594	\$725	\$854
24"	13"	32"	54"	\$520	N/A	N/A
24"	13"	38"	60"	\$536	\$678	N/A
24"	13"	44"	66"	\$548	\$689	N/A
24"	13"	50"	72"	\$559	\$701	N/A
24"	13"	62"	84"	\$636	\$778	\$921
30"	13"	32"	54"	\$549	N/A	N/A
30"	13"	38"	60"	\$568	\$722	N/A
30"	13"	44"	66"	\$581	\$735	N/A
30"	13"	50"	72"	\$594	\$748	N/A
30"	13"	62"	84"	\$677	\$832	\$986
36"	13"	32"	54"	\$577	N/A	N/A
36"	13"	38"	60"	\$599	\$764	N/A
36"	13"	44"	66"	\$615	\$780	N/A
36"	13"	50"	72"	\$631	\$796	N/A
36"	13"	62"	84"	\$721	\$885	\$1,052
48"	13"	32"	54"	\$633	N/A	N/A
48"	13"	38"	60"	\$661	\$850	N/A
48"	13"	44"	66"	\$683	\$871	N/A
48"	13"	50"	72"	\$703	\$891	N/A
48"	13"	62"	84"	\$806	\$993	\$1,182
54"	13"	32"	54"	\$660	N/A	N/A
54"	13"	38"	60"	\$693	\$893	N/A
54"	13"	44"	66"	\$716	\$916	N/A
54"	13"	50"	72"	\$727	\$924	N/A
54"	13"	62"	84"	\$832	\$1,028	\$1,224
60"	13"	32"	54"	\$741	N/A	N/A
60"	13"	38"	60"	\$777	\$987	N/A
60"	13"	44"	66"	\$800	\$1,012	N/A
60"	13"	50"	72"	\$827	\$1,039	N/A
60"	13"	62"	84"	\$889	\$1,100	\$1,310



ORDER CODE SAMPLE				
ITEM CODE	WIDTH	DEPTH	HEIGHT	SHELF
NEFSL	W18	D13	H50	A C

- 3/4" LP Laminate Construction
- Specify shelves 'A' and/or 'B' and/or 'C'
- Note: shelves 'B' and 'C' are not available on 32" panel height; shelf 'C' is not available on panel heights from 38" - 50"
- Shelf depth is 12"
- Includes mounting cleat and hardware
- All standard laminate finishes available
- Each shelf can hold a maximum of 18kg or 40lbs.



OVERALL SIZE				
WIDTH	DEPTH	HEIGHT	FOR STORAGE HEIGHT	PRICE
18"	16"	32"	54"	\$779
18"	16"	38"	60"	\$799
18"	16"	44"	66"	\$814
18"	16"	50"	72"	\$844
18"	16"	62"	84"	\$872
24"	16"	32"	54"	\$949
24"	16"	38"	60"	\$957
24"	16"	44"	66"	\$975
24"	16"	50"	72"	\$1,009
24"	16"	62"	84"	\$1,042
30"	16"	32"	54"	\$1,106
30"	16"	38"	60"	\$1,121
30"	16"	44"	66"	\$1,137
30"	16"	50"	72"	\$1,172
30"	16"	62"	84"	\$1,213
36"	16"	32"	54"	\$1,267
36"	16"	38"	60"	\$1,277
36"	16"	44"	66"	\$1,299
36"	16"	50"	72"	\$1,339
36"	16"	62"	84"	\$1,383
48"	16"	32"	54"	\$1,471
48"	16"	38"	60"	\$1,483
48"	16"	44"	66"	\$1,503
48"	16"	50"	72"	\$1,549
48"	16"	62"	84"	\$1,606
54"	16"	32"	54"	\$1,623
54"	16"	38"	60"	\$1,640
54"	16"	44"	66"	\$1,664
54"	16"	50"	72"	\$1,714
54"	16"	62"	84"	\$1,774
60"	16"	32"	54"	\$1,792
60"	16"	38"	60"	\$1,807
60"	16"	44"	66"	\$1,825
60"	16"	50"	72"	\$1,877
60"	16"	62"	84"	\$1,946



ORDER CODE SAMPLE			
ITEM CODE	WIDTH	DEPTH	HEIGHT
NEHTL	W18	D16	H44

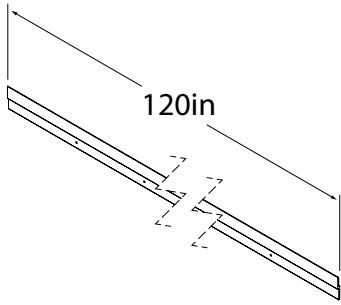
Features & Specifications

No Charge Options



SPECIAL NOTES

- 3/4" LP Laminate Construction
- Interior cabinet depth is 15"
- Includes mounting cleat and hardware
- Widths 48", 54" and 60" include center divider for support
- All standard laminate finishes available
- This storage unit can hold a maximum of 18kg or 40lbs.



OVERALL SIZE	
LENGTH	PRICE
120"	219

Features & Specifications



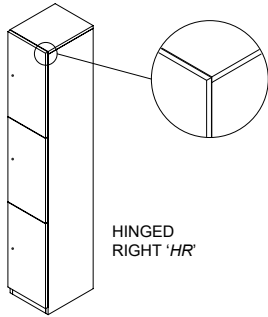
ORDER CODE SAMPLE
ITEM CODE
NEMCA

- Use for mounting multiple elements side by side to ease alignment and installation
- Mounting rail is aluminum
- Includes one length at 120"
- Mounting holes pre drilled every 6"
- Use power drill on site to add mounting holes as required
- Does not include mounting hardware

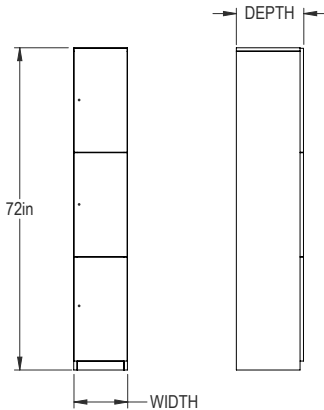


SPECIAL NOTES

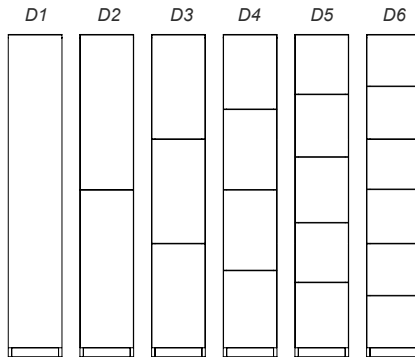
- Choose mounting hardware based on wall conditions



HINGED RIGHT 'HR'



DOORS



OVERALL SIZE				
WIDTH	DEPTH	HEIGHT	DOORS	PRICE
12"	15"	72"	1	\$1,429
12"	20"	72"	1	\$1,450
12"	24"	72"	1	\$1,474
15"	15"	72"	1	\$1,450
15"	20"	72"	1	\$1,474
15"	24"	72"	1	\$1,500
20"	15"	72"	1	\$1,505
20"	20"	72"	1	\$1,514
20"	24"	72"	1	\$1,523
12"	15"	72"	2	\$1,539
12"	20"	72"	2	\$1,561
12"	24"	72"	2	\$1,585
15"	15"	72"	2	\$1,585
15"	20"	72"	2	\$1,585
15"	24"	72"	2	\$1,609
20"	15"	72"	2	\$1,618
20"	20"	72"	2	\$1,620
20"	24"	72"	2	\$1,621
12"	15"	72"	3	\$1,623
12"	20"	72"	3	\$1,645
12"	24"	72"	3	\$1,667
15"	15"	72"	3	\$1,645
15"	20"	72"	3	\$1,667
15"	24"	72"	3	\$1,694
20"	15"	72"	3	\$1,695
20"	20"	72"	3	\$1,695
20"	24"	72"	3	\$1,698
12"	15"	72"	4	\$1,700
12"	20"	72"	4	\$1,725
12"	24"	72"	4	\$1,748
15"	15"	72"	4	\$1,725
15"	20"	72"	4	\$1,748
15"	24"	72"	4	\$1,771
20"	15"	72"	4	\$1,773
20"	20"	72"	4	\$1,776
20"	24"	72"	4	\$1,780
12"	15"	72"	5	\$1,780
12"	20"	72"	5	\$1,802
12"	24"	72"	5	\$1,825
15"	15"	72"	5	\$1,802
15"	20"	72"	5	\$1,875
15"	24"	72"	5	\$1,852
20"	15"	72"	5	\$1,858
20"	20"	72"	5	\$1,858
20"	24"	72"	5	\$1,867
15"	15"	72"	6	\$1,875
15"	20"	72"	6	\$1,898
15"	24"	72"	6	\$1,921
20"	15"	72"	6	\$1,961
20"	20"	72"	6	\$2,000
20"	24"	72"	6	\$2,039

LOCK OPTION			
# OF DOORS	UPCHARGE		
	LHB LHS	LSP	LKP
1	+0	+47	+391
2	+0	+94	+780
3	+0	+139	+1,169
4	+0	+186	+1,558
5	+0	+230	+1,949
6	+0	+277	+2,337

LOCK CODES:



ORDER CODE SAMPLE						
ITEM CODE	WIDTH	DEPTH	HEIGHT	DOORS	HAND	LOCK OPTION
NLCKX	W15	D20	H72	D3	HL	LKP

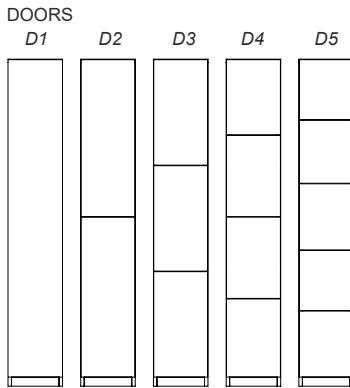
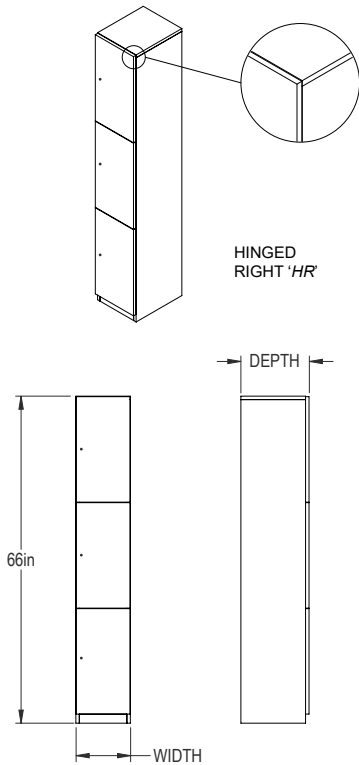
Features & Specifications

No Charge Options



SPECIAL NOTES

- One inch of leveling
- Wood grain runs vertically where applicable
- Single door unit (D1) includes fixed upper hat shelf & adjustable lower boot shelf
- One, two and three door units include a coat hook on each side
- Specify lock option; reference chart and codes above, add price where applicable
- Specify handedness: 'HL' for hinged left or 'HR' for hinged right
- All lockers include a single pull handle where keyed lock is specified (LBB, LBS, LHB & LHS)
- All standard laminates available
- This product is not freestanding and must be secured or ganged to an additional support structure such as a wall and/or an adjacent locker



Features & Specifications

No Charge Options



SPECIAL NOTES

OVERALL SIZE				
WIDTH	DEPTH	HEIGHT	DOORS	PRICE
12"	15"	66"	1	\$1,479
12"	20"	66"	1	\$1,502
12"	24"	66"	1	\$1,526
15"	15"	66"	1	\$1,502
15"	20"	66"	1	\$1,526
15"	24"	66"	1	\$1,553
20"	15"	66"	1	\$1,558
20"	20"	66"	1	\$1,567
20"	24"	66"	1	\$1,577
12"	15"	66"	2	\$1,593
12"	20"	66"	2	\$1,617
12"	24"	66"	2	\$1,640
15"	15"	66"	2	\$1,640
15"	20"	66"	2	\$1,640
15"	24"	66"	2	\$1,665
20"	15"	66"	2	\$1,674
20"	20"	66"	2	\$1,676
20"	24"	66"	2	\$1,677
12"	15"	66"	3	\$1,681
12"	20"	66"	3	\$1,702
12"	24"	66"	3	\$1,727
15"	15"	66"	3	\$1,702
15"	20"	66"	3	\$1,727
15"	24"	66"	3	\$1,753
20"	15"	66"	3	\$1,755
20"	20"	66"	3	\$1,755
20"	24"	66"	3	\$1,757
12"	15"	66"	4	\$1,760
12"	20"	66"	4	\$1,783
12"	24"	66"	4	\$1,809
15"	15"	66"	4	\$1,783
15"	20"	66"	4	\$1,809
15"	24"	66"	4	\$1,834
20"	15"	66"	4	\$1,836
20"	20"	66"	4	\$1,838
20"	24"	66"	4	\$1,841
12"	15"	66"	5	\$1,841
12"	20"	66"	5	\$1,866
12"	24"	66"	5	\$1,889
15"	15"	66"	5	\$1,866
15"	20"	66"	5	\$1,940
15"	24"	66"	5	\$1,916
20"	15"	66"	5	\$1,924
20"	20"	66"	5	\$1,924
20"	24"	66"	5	\$1,932

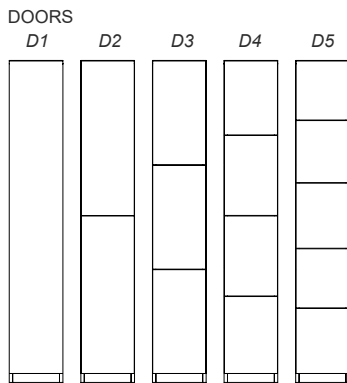
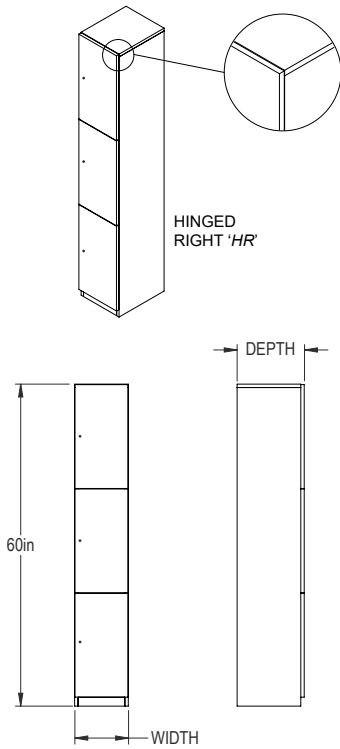
LOCK OPTION			
# OF DOORS	UPCHARGE		
	LHB LHS LBB LBS	LSP	LKP
1	+0	+49	+412
2	+0	+98	+821
3	+0	+147	+1,228
4	+0	+196	+1,637
5	+0	+242	+2,046

LOCK CODES:



ORDER CODE SAMPLE						
ITEM CODE	WIDTH	DEPTH	HEIGHT	DOORS	HAND	LOCK OPTION
NLCKX	W15	D20	H66	D3	HL	LKP

- One inch of leveling
- Wood grain runs vertically where applicable
- Single door unit (D1) includes fixed upper hat shelf
- One, two and three door units include a coat hook on each side
- Specify lock option; reference chart and codes above, add price where applicable
- Specify handedness: 'HL' for hinged left or 'HR' for hinged right
- All lockers include a single pull handle where keyed lock is specified (LBB, LBS, LHB & LHS)
- All standard laminates available
- This product is not freestanding and must be secured or ganged to an additional support structure such as a wall and/or an adjacent locker



Features & Specifications

No Charge Options



SPECIAL NOTES

OVERALL SIZE				
WIDTH	DEPTH	HEIGHT	DOORS	PRICE
12"	15"	60"	1	\$1,379
12"	20"	60"	1	\$1,406
12"	24"	60"	1	\$1,429
15"	15"	60"	1	\$1,406
15"	20"	60"	1	\$1,429
15"	24"	60"	1	\$1,450
20"	15"	60"	1	\$1,461
20"	20"	60"	1	\$1,474
20"	24"	60"	1	\$1,483
12"	15"	60"	2	\$1,494
12"	20"	60"	2	\$1,514
12"	24"	60"	2	\$1,539
15"	15"	60"	2	\$1,514
15"	20"	60"	2	\$1,539
15"	24"	60"	2	\$1,561
20"	15"	60"	2	\$1,564
20"	20"	60"	2	\$1,567
20"	24"	60"	2	\$1,569
12"	15"	60"	3	\$1,576
12"	20"	60"	3	\$1,600
12"	24"	60"	3	\$1,623
15"	15"	60"	3	\$1,600
15"	20"	60"	3	\$1,623
15"	24"	60"	3	\$1,645
20"	15"	60"	3	\$1,651
20"	20"	60"	3	\$1,651
20"	24"	60"	3	\$1,655
12"	15"	60"	4	\$1,655
12"	20"	60"	4	\$1,675
12"	24"	60"	4	\$1,700
15"	15"	60"	4	\$1,675
15"	20"	60"	4	\$1,700
15"	24"	60"	4	\$1,725
20"	15"	60"	4	\$1,743
20"	20"	60"	4	\$1,749
20"	24"	60"	4	\$1,749
15"	15"	60"	5	\$1,756
15"	20"	60"	5	\$1,826
15"	24"	60"	5	\$1,837
20"	15"	60"	5	\$1,858
20"	20"	60"	5	\$1,867
20"	24"	60"	5	\$1,883

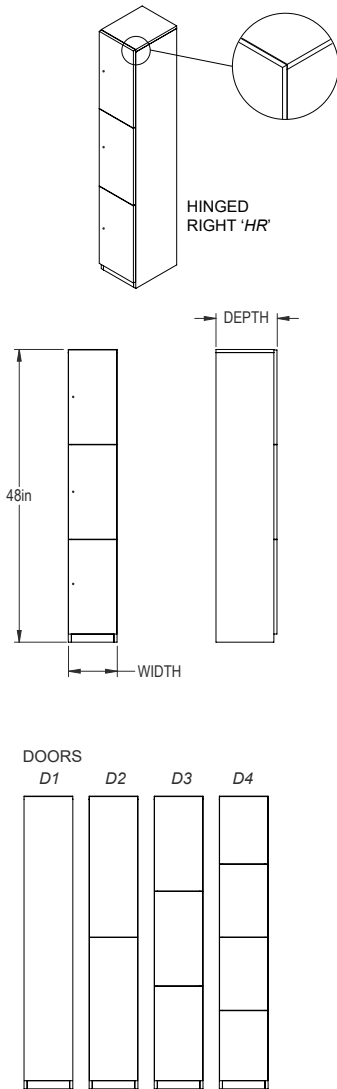
LOCK OPTION			
# OF DOORS	UPCHARGE		
	LHB LHS	LSP	LKP
1	+0	+47	+391
2	+0	+94	+780
3	+0	+139	+1,169
4	+0	+186	+1,558
5	+0	+230	+1,949

LOCK CODES:



ORDER CODE SAMPLE						
ITEM CODE	WIDTH	DEPTH	HEIGHT	DOORS	HAND	LOCK OPTION
NLCKX	W15	D20	H60	D3	HL	LKP

- One inch of leveling
- Wood grain runs vertically where applicable
- Single door unit (D1) includes fixed upper hat shelf
- One, two and three door units include a coat hook on each side
- Specify lock option; reference chart and codes above, add price where applicable
- Specify handedness: 'HL' for hinged left or 'HR' for hinged right
- All lockers include a single pull handle where keyed lock is specified (LBB, LBS, LHB & LHS)
- All standard laminates available
- This product is not freestanding and must be secured or ganged to an additional support structure such as a wall and/or an adjacent locker



Features & Specifications

No Charge Options

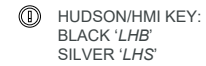


SPECIAL NOTES

OVERALL SIZE				
WIDTH	DEPTH	HEIGHT	DOORS	PRICE
12"	15"	48"	1	\$1,335
12"	20"	48"	1	\$1,358
12"	24"	48"	1	\$1,379
15"	15"	48"	1	\$1,358
15"	20"	48"	1	\$1,379
15"	24"	48"	1	\$1,406
20"	15"	48"	1	\$1,414
20"	20"	48"	1	\$1,429
20"	24"	48"	1	\$1,435
12"	15"	48"	2	\$1,444
12"	20"	48"	2	\$1,469
12"	24"	48"	2	\$1,494
15"	15"	48"	2	\$1,469
15"	20"	48"	2	\$1,494
15"	24"	48"	2	\$1,514
20"	15"	48"	2	\$1,515
20"	20"	48"	2	\$1,523
20"	24"	48"	2	\$1,525
12"	15"	48"	3	\$1,527
12"	20"	48"	3	\$1,553
12"	24"	48"	3	\$1,576
15"	15"	48"	3	\$1,576
15"	20"	48"	3	\$1,576
15"	24"	48"	3	\$1,600
20"	15"	48"	3	\$1,609
20"	20"	48"	3	\$1,618
20"	24"	48"	3	\$1,624
15"	15"	48"	4	\$1,631
15"	20"	48"	4	\$1,655
15"	24"	48"	4	\$1,675
20"	15"	48"	4	\$1,689
20"	20"	48"	4	\$1,702
20"	24"	48"	4	\$1,721

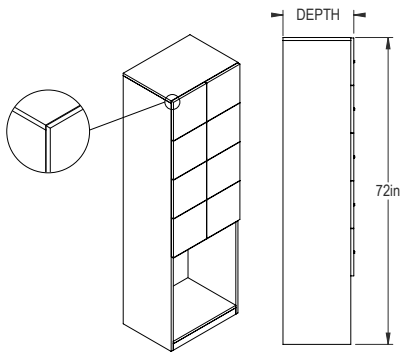
LOCK OPTION			
# OF DOORS	UPCHARGE		
	LHB LHS	LSP	LKP
1	+0	+47	+391
2	+0	+94	+780
3	+0	+139	+1,169
4	+0	+186	+1,558

LOCK CODES:

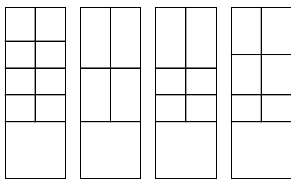


ORDER CODE SAMPLE						
ITEM CODE	WIDTH	DEPTH	HEIGHT	DOORS	HAND	LOCK OPTION
NLCKX	W15	D20	H48	D3	HL	LKP

- One inch of leveling
- Wood grain runs vertically where applicable
- No shelf included on single door (D1) units
- One, two and three door units include a coat hook on each side
- Specify lock option; reference chart and codes above, add price where applicable
- Specify handedness: 'HL' for hinged left or 'HR' for hinged right
- All lockers include a single pull handle where keyed lock is specified (LBB, LBS, LHB & LHS)
- All standard laminates available
- This product is not freestanding and must be secured or ganged to an additional support structure such as a wall and/or an adjacent locker

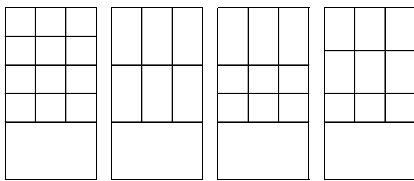


CONFIG: 24" WIDE



C1 C2 C3 C4

CONFIG: 36" WIDE



C5 C6 C7 C8

OVERALL SIZE

HEIGHT	WIDTH	DEPTH	CONFIG	PRICE
72"	24"	18"	C1	\$2,690
72"	24"	18"	C2	\$2,542
72"	24"	18"	C3	\$2,640
72"	24"	18"	C4	\$2,640
72"	36"	18"	C5	\$3,058
72"	36"	18"	C6	\$2,956
72"	36"	18"	C7	\$2,834
72"	36"	18"	C8	\$2,834

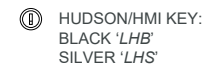
DOOR QUANTITY & SIZING

CONFIG	DOOR QTY	12" x 12"	12" x 18"	12" x 24"
C1	8	8		
C2	4			4
C3	6	4		2
C4	6	4	2	
C5	12	12		
C6	6			6
C7	9	6		3
C8	9	3	6	

LOCK OPTION

CONFIG	UPCHARGE		
	LHB LHS	LSP	LKP
C1	+0	+369	+3,115
C2	+0	+186	+1,558
C3	+0	+277	+2,337
C4	+0	+277	+2,337
C5	+0	+553	+4,672
C6	+0	+277	+2,337
C7	+0	+416	+3,505
C8	+0	+416	+3,505

LOCK CODES:



ORDER CODE SAMPLE

ITEM CODE	HEIGHT	WIDTH	DEPTH	CONFIG	HAND	LOCK OPTION
NLCTX	H72	W36	D18	C2	HL	LHB

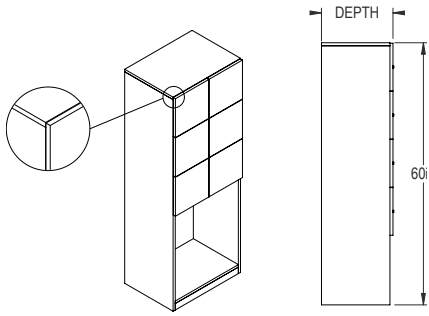
Features & Specifications

No Charge Options

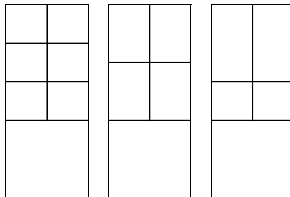


SPECIAL NOTES

- One inch of leveling
- Wood grain runs vertically where applicable
- Specify lock option; reference chart and codes above, add price where applicable
- Specify handedness: 'HL' for hinged left or 'HR' for hinged right
- All lockers include a single pull handle where keyed lock is specified (LHB & LHS)
- All standard laminates available
- This product is not freestanding and must be secured or ganged to an additional support structure such as a wall and/or an adjacent locker
- Horizontal datum lines on 72" and 60" high team lockers will not align when placed side by side

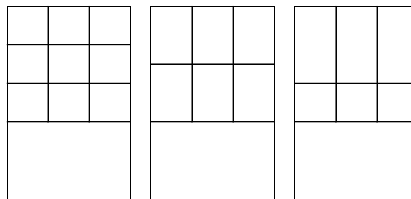


CONFIG: 24" WIDE



E1 E2 E3

CONFIG: 36" WIDE



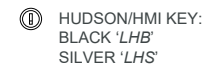
E4 E5 E6

OVERALL SIZE				
HEIGHT	WIDTH	DEPTH	CONFIG	PRICE
60"	24"	18"	E1	\$2,554
60"	24"	18"	E2	\$2,414
60"	24"	18"	E3	\$2,511
60"	36"	18"	E4	\$2,511
60"	36"	18"	E5	\$2,908
60"	36"	18"	E6	\$2,810

DOOR QUANTITY & SIZING				
CONFIG	DOOR QTY	12" x 12"	12" x 18"	12" x 24"
E1	6	6		
E2	4		4	
E3	4	2		2
E4	9	9		
E5	6		6	
E6	6	3		3

LOCK OPTION			
CONFIG	UPCHARGE		
	LHB LHS	LSP	LKP
E1	+0	+277	+2,337
E2	+0	+186	+1,558
E3	+0	+186	+1,558
E4	+0	+416	+3,505
E5	+0	+277	+2,337
E6	+0	+277	+2,337

LOCK CODES:



ORDER CODE SAMPLE						
ITEM CODE	HEIGHT	WIDTH	DEPTH	CONFIG	HAND	LOCK OPTION
NLCTX	H60	W36	D18	E2	HL	LHB

Features & Specifications

No Charge Options

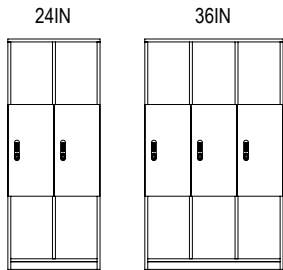
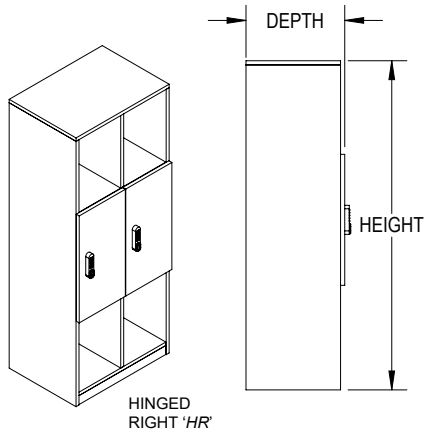


SPECIAL NOTES

- One inch of leveling
- Wood grain runs vertically where applicable
- Specify lock option; reference chart and codes above, add price where applicable
- Specify handedness: 'HL' for hinged left or 'HR' for hinged right
- All lockers include a single pull handle where keyed lock is specified (LHB & LHS)

- All standard laminates available

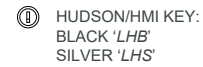
- This product is not freestanding and must be secured or ganged to an additional support structure such as a wall and/or an adjacent locker
- Horizontal datum lines on 72" and 60" high team lockers will not align when placed side by side



OVERALL SIZE				
WIDTH	DEPTH	HEIGHT	DOORS	PRICE
24"	18"	72"	2	\$2,413
36"	18"	72"	3	\$2,683
24"	18"	60"	2	\$2,336
36"	18"	60"	3	\$2,601

LOCK OPTION			
# OF DOORS	UPCHARGE		
	LHB LHS	LSP	LKP
2	+0	+94	+780
3	+0	+139	+1,169

LOCK CODES:



ORDER CODE SAMPLE					
ITEM CODE	WIDTH	DEPTH	HEIGHT	HAND	LOCK OPTION
NLCAX	W24	D18	H72	HL	LKP

Features & Specifications

- One inch of leveling
- Wood grain runs vertically where applicable
- Specify lock option; reference chart and codes above, add price where applicable
- Specify handedness: 'HL' for hinged left or 'HR' for hinged right
- All lockers include a single pull handle where keyed lock is specified (LHB & LHS)

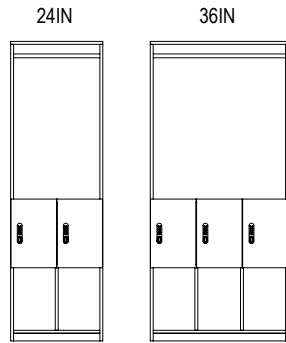
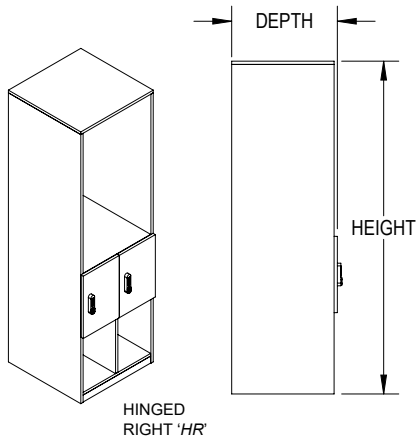
No Charge Options

- All standard laminates available



SPECIAL NOTES

- This product is not freestanding and must be secured or ganged to an additional support structure such as a wall and/or an adjacent locker



OVERALL SIZE				
WIDTH	DEPTH	HEIGHT	DOORS	PRICE
24"	24"	78"	2	\$2,304
36"	24"	78"	3	\$2,618

LOCK OPTION			
# OF DOORS	UPCHARGE		
	LHB LHS	LSP	LKP
2	+0	+94	+780
3	+0	+139	+1,169

LOCK CODES:



① HUDSON/HMI KEY:
BLACK 'LHB'
SILVER 'LHS'



ORDER CODE SAMPLE					
ITEM CODE	WIDTH	DEPTH	HEIGHT	HAND	LOCK OPTION
NLCCX	W24	D18	H78	HL	LKP

Features & Specifications

No Charge Options



SPECIAL NOTES

- One inch of leveling
- Wood grain runs vertically where applicable
- Includes coat rod
- Specify lock option; reference chart and codes above, add price where applicable
- Specify handedness: 'HL' for hinged left or 'HR' for hinged right
- All lockers include a single pull handle where keyed lock is specified (LHB & LHS)

• All standard laminates available

• This product is not freestanding and must be secured or ganged to an additional support structure such as a wall and/or an adjacent locker

123

ITEM	
SIZE	PRICE EACH
1" W x 1.5" H	\$24

Features & Specifications



ORDER CODE SAMPLE	
ITEM CODE	SPECIFY ID
NLIDN	1 - 20

- Self adhesive mounted plastic brushed silver plate
- Product ships loose; mounting performed on site by installers
- End user chooses mounting location on site
- Specify characters when ordering (examples: 1-20, A-Z, 100-250, etc.)



For sales information contact: quotes@brc.group

24 Armstrong Ave
Georgetown, ON L7G 4R9
Phone: 905.873.8509
Toll Free: 1.877.260.4309
info@brc.group

